

ADAC GT4 Germany

Result List Qualifying 2



Provisional

Reg. Nr.: KNAF 0304.19.255

Amended
10.8.2019 - 8:17

Circuit Zandvoort, Length: 4307m

Air temperature: 24.54°C

Track temperature: 23.93°C

Weather condition: Dry

Friday, August 9, 2019 18:40:00

started : 22 classified : 19 not classified : 0

Nr.	Drivers	Team	Lap	Best Time	Gap	Diff	Kph	Day Time
Cl.	Car	Competitor						
1	99 H.Owega(DEU)/J.Owega(DEU) J Mercedes-AMG GT4	GetSpeed Performance GetSpeed Performance	3	1:47.137			144.7	18:47:05
2	17 H.Hadergasser(DEU)/H.Still(DEU) T Porsche Cayman GT4	KÜS TEAM75 Bernhard(DEU) KÜS TEAM75 Bernhard	3	1:47.338	0.201	0.201	144.4	18:50:14
3	7 M.Zug(DEU)/G.Piana(ITA) J BMW M4 GT4	RN Vision STS(DEU) RN Vision STS	2	1:47.511	0.374	0.173	144.2	18:44:39
4	15 F.Kovac(CRO)/T.Tekaat(DEU) T BMW M4 GT4	MRS Besagroup Racing MRS Besagroup Racing	4	1:47.924	0.787	0.413	143.6	18:47:24
5	3 M.Fischer(AUT)/C.Hürtgen(DEU) BMW M4 GT4	Hofor Racing by Bonk Motorsport Hofor Racing by Bonk Motorsport	3	1:47.933	0.796	0.009	143.6	18:46:29
6	36 M.Suabo(DEU)/M.Lauck(DEU) T Mercedes-AMG GT4	Schütz Motorsport(DEU) Schütz Motorsport	6	1:47.988	0.851	0.055	143.5	18:53:05
7	19 J.Viebahn(DEU)/J.Lappalainen(FIN) T Aston Martin Vantage AMR GT4	PROpeak Performance PROpeak Performance	4	1:48.191	1.054	0.203	143.3	18:47:43
8	11 O.Mayer(DEU)/J.Springob(DEU) J Mercedes-AMG GT4	Bremotion Bremotion	3	1:48.213	1.076	0.022	143.2	18:46:41
9	23 L.Kraihamer(AUT)/R.Kofler(AUT) KTM X-Bow GT4	True Racing True Racing	6	1:48.230	1.093	0.017	143.2	18:51:27
10	48 L.Trefz(DEU)/M.Haber(AUS) J Mercedes-AMG GT4	Leipert Motorsport Leipert Motorsport	4	1:48.278	1.141	0.048	143.1	18:48:47
11	2 M.Schrey(DEU)/T.Jäger(AUT) BMW M4 GT4	Hofor Racing by Bonk Motorsport Hofor Racing by Bonk Motorsport	4	1:48.328	1.191	0.050	143.1	18:48:39
12	24 M.Siljehaug(NOR)/E.Angermayr(AUT) J KTM X-Bow GT4	Felbermayr Reiter(DEU) Felbermayr Reiter	3	1:48.618	1.481	0.290	142.7	18:45:41
13	21 C.Schöll(AUT)/G.van Parijs(BEL) Porsche Cayman GT4	Team Allied-Racing(DEU) Team Allied-Racing	7	1:48.649	1.512	0.031	142.7	18:53:18
14	18 D.Griessner(AUT)/A.Rabindra(IND) Aston Martin Vantage AMR GT4	PROpeak Performance PROpeak Performance	3	1:49.085	1.948	0.436	142.1	18:46:16
15	94 A.Valente(CHE)/F.von der Laden(DEU) McLaren 570s GT4	Team GT Team GT	3	1:49.105	1.968	0.020	142.1	18:46:04
16	5 N.Rindlisbacher(CHE)/P.Stalidzane(DEU) J Audi R8 LMS GT4	Racing One(DEU) Racing One	3	1:49.338	2.201	0.233	141.8	18:46:07
17	33 M.Benyahia(MAR)/C.Fagg(GBR) J McLaren 570s GT4	Team GT Team GT	3	1:50.323	3.186	0.985	140.5	18:54:18
18	14 S.Grotstollen(DEU)/G.Braun(DEU) T BMW M4 GT4	MRS Besagroup Racing MRS Besagroup Racing	4	1:50.404	3.267	0.081	140.4	18:47:35
19	66 F.Dziwok(POL)/F.Leib(DEU) T Porsche Cayman GT4	HP Racing International(DEU) HP Racing International	3	1:50.594	3.457	0.190	140.1	18:46:10

Disqualified

77 T.Heinemann(DEU)/L.Wankmüller(DEU) J Mercedes-AMG GT4	HP Racing International(DEU) HP Racing International
59 F.Martin-Dye(GBR)/T.Krebs(DNK) McLaren 570s GT4	Dörr Motorsport Dörr Motorsport
69 P.Dörr(DEU)/D.Trebing(USA) J McLaren 570s GT4	Dörr Motorsport Dörr Motorsport

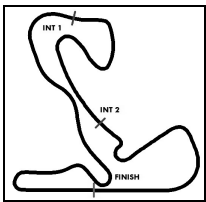
Did not start

6 M.Lungstrass(DEU)/M.Beckhusen(DEU) J Audi R8 LMS GT4	Racing One(DEU) Racing One
22 J.Kasperlik(DEU)/L.Kern(DEU) T Porsche Cayman GT4	Team Allied-Racing(DEU) Team Allied-Racing
55 C.Danner(DEU)/B.Laber(DEU) T McLaren 570s GT4	Team GT Team GT

ver: 1.1

www.adac.de/motorsport

Page 1/ 2 printed: 10.8.2019 8:17



ADAC GT4 Germany

Result List Qualifying 2



Provisional

Reg. Nr.: KNAF 0304.19.255

Amended
10.8.2019 - 8:17

Circuit Zandvoort, Length: 4307m

Air temperature: 24.54°C

Track temperature: 23.93°C

Weather condition: Dry

Friday, August 9, 2019 18:40:00

started : 22 classified : 19 not classified : 0

Nr. Drivers	Team	Lap	Best Time	Gap	Diff	Kph	Day Time
Cl. Car	Competitor						

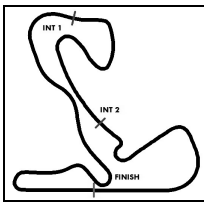
Following stewards decision no. 41 disqualification from Qualifying 1 and 2 for car no. 77 with permission to start end of the grid in race 1 and 2

Following stewards decision no. 38 disqualification from Qualifying 2 for car no. 59 with permission to start end of the grid in race 2

Following stewards decision no. 39 disqualification from Qualifying 2 for car no. 69 with permission to start end of the grid in race 2

Subject to final scrutineering!

Publication time:	Clerk of the Course: Kees Koning	Timekeeper: Steffen Ruhl
-------------------	----------------------------------	--------------------------



ADAC GT4 Germany

Class Result List Qualifying 2



Provisional

Reg. Nr.: KNAF 0304.19.255

Amended
10.8.2019 - 8:17

Circuit Zandvoort, Length: 4307m

Air temperature: 24.54°C

Track temperature: 23.93°C

Weather condition: Dry

Friday, August 9, 2019 18:40:00

started : 22 classified : 19 not classified : 0

Nr.	Drivers Car	Team Competitor	Lap	Best Time	Gap	Diff	Kph	Day Time
-----	----------------	--------------------	-----	-----------	-----	------	-----	----------

CLASS: Trophy

Started: 7	Classified: 7	Not Classified: 0
1 17	H.Hadergasser(DEU)/H.Still(DEU) Porsche Cayman GT4	KÜS TEAM75 Bernhard(DEU) KÜS TEAM75 Bernhard
2 15	F.Kovac(CRO)/T.Teka(DEU) BMW M4 GT4	MRS Besagroup Racing MRS Besagroup Racing
3 36	M.Suabo(DEU)/M.Lauck(DEU) Mercedes-AMG GT4	Schütz Motorsport(DEU) Schütz Motorsport
4 19	J.Viebahn(DEU)/J.Lappalainen(FIN) Aston Martin Vantage AMR GT4	PROpeak Performance PROpeak Performance
5 11	O.Mayer(DEU)/J.Springob(DEU) Mercedes-AMG GT4	Bremotion Bremotion
6 14	S.Grotstollen(DEU)/G.Braun(DEU) BMW M4 GT4	MRS Besagroup Racing MRS Besagroup Racing
7 66	F.Dziwok(POL)/F.Leib(DEU) Porsche Cayman GT4	HP Racing International(DEU) HP Racing International

Did not start

6	M.Lungstrass(DEU)/M.Beckhusen(DEU) Audi R8 LMS GT4	Racing One(DEU) Racing One
22	J.Kasperlik(DEU)/L.Kern(DEU) Porsche Cayman GT4	Team Allied-Racing(DEU) Team Allied-Racing
55	C.Danner(DEU)/B.Laber(DEU) McLaren 570s GT4	Team GT Team GT

CLASS: Junior

Started: 7	Classified: 7	Not Classified: 0
1 99	H.Owega(DEU)/J.Owega(DEU) Mercedes-AMG GT4	GetSpeed Performance GetSpeed Performance
2 7	M.Zug(DEU)/G.Piana(ITA) BMW M4 GT4	RN Vision STS(DEU) RN Vision STS
3 11	O.Mayer(DEU)/J.Springob(DEU) Mercedes-AMG GT4	Bremotion Bremotion
4 48	L.Trefz(DEU)/M.Haber(AUS) Mercedes-AMG GT4	Leipert Motorsport Leipert Motorsport
5 24	M.Siljehaug(NOR)/E.Angermayr(AUT) KTM X-Bow GT4	Felbermayr Reiter(DEU) Felbermayr Reiter
6 5	N.Rindlisbacher(CHE)/P.Stalidzane(DEU) Audi R8 LMS GT4	Racing One(DEU) Racing One
7 33	M.Benyahia(MAR)/C.Fagg(GBR) McLaren 570s GT4	Team GT Team GT

Disqualified

77	T.Heinemann(DEU)/L.Wankmüller(DEU) Mercedes-AMG GT4	HP Racing International(DEU) HP Racing International
69	P.Dörr(DEU)/D.Trebing(USA) McLaren 570s GT4	Dörr Motorsport Dörr Motorsport

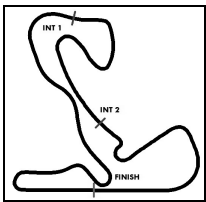
Did not start

6	M.Lungstrass(DEU)/M.Beckhusen(DEU) Audi R8 LMS GT4	Racing One(DEU) Racing One
---	---	--------------------------------------

Following stewards decision no. 41 disqualification from Qualifying 1 and 2 for car no. 77 with permission to start end of the grid in race 1 and 2

Following stewards decision no. 38 disqualification from Qualifying 2 for car no. 59 with permission to start end of the grid in race 2

Following stewards decision no. 39 disqualification from Qualifying 2 for car no. 69 with permission to start end of the grid in race 2



ADAC GT4 Germany

Class Result List Qualifying 2



Provisional

Reg. Nr.: KNAF 0304.19.255

Amended
10.8.2019 - 8:17

Circuit Zandvoort, Length: 4307m

Air temperature: 24.54°C

Track temperature: 23.93°C

Weather condition: Dry

Friday, August 9, 2019 18:40:00

started : 22 classified : 19 not classified : 0

Nr. Drivers	Team	Lap	Best Time	Gap	Diff	Kph	Day Time
Car	Competitor						

Subject to final scrutineering!

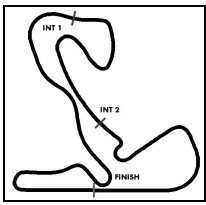
Publication time:	Clerk of the Course: Kees Koning	Timekeeper: Steffen Ruhl
-------------------	----------------------------------	--------------------------

ver: 1.1

www.adac.de/motorsport

Page 2/ 2 printed: 10.8.2019 8:17





ADAC GT4 Germany

Sector List Qualifying 2



Provisional

Circuit Zandvoort, Length: 4307m

Air temperature: 24.54°C

Track temperature: 23.93°C

Weather condition: Dry

Reg. Nr.: KNAF 0304.19.255

Friday, August 9, 2019 18:40:00

Lap	Time	SE1	SP1	SE2	SP2	SE3	SP3	TSP	Lap	Time	SE1	SP1	SE2	SP2	SE3	SP3	TSP
2	Schrey, DEU / Jäger, AUT								theoretical besttime: 1:48.328								
1	3:09.060	2:00.680	125	32.240		36.140	212		5	2:01.515	51.943	154	33.479	153	36.093	221	234
2	1:52.269	49.921	168	29.358	192	32.990	221	228	6	2:02.968	58.663	148	31.411	187	32.894	221	236
3	1:49.399	48.343	169	28.709	189	32.347	219	235	7	1:48.934	47.762	174	28.529	194	32.643	220	235
4	1:48.328	47.653	178	28.350	194	32.325	217	234	8	2:08.826	48.310	170	31.968	160	48.548	46	235

3	Fischer, AUT / Hürtgen, DEU								theoretical besttime: 1:47.892								
1	2:52.721	1:30.630	105	39.477	103	42.614	218		5	1:56.548	47.910	174	28.629	193	40.009	56	233
2	1:48.260	47.934	176	28.183	192	32.143	220	232	6	3:15.399	2:13.337	171	29.465	193	32.597	221	
3	1:47.933	47.585	176	28.224	192	32.124	220	233	7	2:02.517	47.828	170	28.851	194	45.838	45	235
4	1:48.531	47.597	175	28.606	193	32.328	219	234									

5	Rindlisbacher, CHE / Stalidzane, DEU								theoretical besttime: 1:48.814								
1	2:26.264	1:21.197	151	30.646	187	34.421	215		5	1:49.342	48.081	177	28.527	190	32.734	217	228
2	1:51.342	48.997	172	29.142	188	33.203	216	229	6	1:50.129	47.912	176	29.058	190	33.159	217	230
3	1:49.338	48.097	177	28.379	191	32.862	216	229	7	1:50.426	48.220	177	29.045	191	33.161	217	231
4	1:49.578	47.701	178	28.882	190	32.995	215	230	8	2:02.659	49.638	173	29.287	191	43.734	51	231

7	Zug, DEU / Piana, ITA								theoretical besttime: 1:47.318								
1	2:51.734	1:36.504	120	33.626	165	41.604	219		4	1:47.865	47.253	177	28.301	191	32.311	218	232
2	1:47.511	47.369	177	28.147	191	31.995	219	232	5	1:47.625	47.266	177	28.264	192	32.095	218	232
3	1:47.752	47.256	178	28.070	191	32.426	218	233	6	1:56.926	47.298	176	28.345	190	41.283	54	233

11	Mayer, DEU / Springob, DEU								theoretical besttime: 1:48.154								
1	3:01.529	1:51.111	134	36.421		33.997	215		5	1:48.690	47.850	174	28.418	192	32.422	217	232
2	1:50.974	49.311	174	28.647	191	33.016	215	223	6	1:48.731	47.741	175	28.330	192	32.660	217	231
3	1:48.213	47.745	175	28.186	192	32.282	217	229	7	1:54.285	48.782	148	30.364	192	35.139	217	231
4	1:48.538	47.686	177	28.412	192	32.440	218	231	8	1:57.598	48.247	175	31.252	148	38.099	154	231

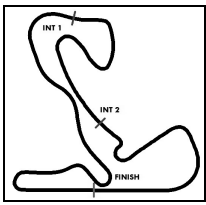
14	Grotstollen, DEU / Braun, DEU								theoretical besttime: 1:49.863								
1	2:01.274	57.758	159	29.693	179	33.823	216		5	1:55.392	49.171	167	30.344	162	35.877	218	233
2	1:52.908	49.202	176	30.148	170	33.558	217	227	6	1:59.632	48.958	176	29.179	188	41.495	59	220
3	1:50.776	49.141	175	28.703	194	32.932	219	227	7								
4	1:50.404	48.330	176	29.244	195	32.830	219	232									

15	Kovac, CRO / Tekaat, DEU								theoretical besttime: 1:47.674								
1	1:59.134	57.083	162	29.185	188	32.866	218		5	1:48.573	47.796	176	28.470	193	32.307	221	234
2	1:48.811	48.354	176	28.458	193	31.999	220	225	6	2:20.850	52.046	110	46.919	105	41.885	218	235
3	1:48.172	47.608	175	28.285	193	32.279	219	234	7	2:06.559	47.715	176	45.220	119	33.624	221	234
4	1:47.924	47.499	174	28.176	194	32.249	220	233	8	1:48.609	47.798	176	28.479	193	32.332	219	235

17	Hadergasser, DEU / Still, DEU								theoretical besttime: 1:47.333								
1	6:38.922	5:37.867	171	28.522	193	32.533	217		4	1:47.616	47.198	176	28.175	192	32.243	218	234
2	1:47.688	47.293	175	28.084	192	32.311	218	232	5	2:02.499	48.255	168	29.948	162	44.296	53	234
3	1:47.338	47.158	176	28.089	193	32.091	218	233									

18	Griessner, AUT / Rabindra, IND								theoretical besttime: 1:49.085								
1	2:36.850	1:31.871	109	31.163	181	33.816	213		5	1:49.675	48.187	176	28.698	190	32.790	215	229
2	1:49.838	48.447	178	28.765	189	32.626	215	227	6	2:04.520	53.681	126	34.606	164	36.233	215	201
3	1:49.085	48.041	177	28.453	190	32.591	215	228	7	2:01.902	48.317	169	29.301	188	44.284	51	229
4	1:54.299	48.096	175	29.103	190	37.100	215	229									

19	Viebahn, DEU / Lappalainen, FIN								theoretical besttime: 1:48.052								
1	2:17.538	1:14.017	142	29.817	182	33.704	213		5	2:08.325	57.857	134	36.476	105	33.992	215	219
2	1:48.754	48.014	177	28.461	186	32.279	216	225	6	1:52.197	48.046	167	31.315	153	32.836	215	226
3	1:48.676	48.293	177	28.084	188	32.299	215	228	7	1:48.915	47.884	176	28.751	187	32.280	215	226
4	1:48.191	47.689	177	28.191	188	32.311	215	227	8	1:48.440	47.705	176	28.392	188	32.343	212	227



ADAC GT4 Germany

Sector List Qualifying 2



Provisional

Circuit Zandvoort, Length: 4307m

Air temperature: 24.54°C

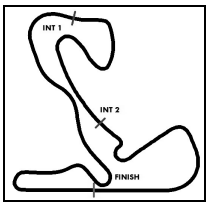
Track temperature: 23.93°C

Weather condition: Dry

Reg. Nr.: KNAF 0304.19.255

Friday, August 9, 2019 18:40:00

Lap	Time	SE1	SP1	SE2	SP2	SE3	SP3	TSP	Lap	Time	SE1	SP1	SE2	SP2	SE3	SP3	TSP
21 Schöll, AUT / van Parijs, BEL									theoretical besttime: 1:48.486								
1	2:23.464	1:13.001	167	32.960	117	37.503	215		5	1:48.973	47.918	176	28.606	193	32.449	218	233
2	1:49.501	48.332	173	28.553	192	32.616	217	230	6	1:48.808	47.758	177	28.574	193	32.476	218	234
3	1:49.153	47.886	173	28.599	193	32.668	218	232	7	1:48.649	47.683	175	28.354	193	32.612	219	234
4	1:49.377	47.930	172	28.654	192	32.793	217	233	8	1:49.448	47.832	176	28.634	191	32.982	217	234
23 Kraihamer, AUT / Kofler, AUT									theoretical besttime: 1:48.020								
1	2:15.836	1:11.874	164	29.889	183	34.073	209		5	1:49.810	47.940	173	29.161	175	32.709	209	220
2	1:48.289	47.760	174	28.226	184	32.303	210	221	6	1:48.230	47.675	176	28.424	183	32.131	208	222
3	1:55.306	53.428	164	29.226	183	32.652	208	222	7	1:48.375	47.778	174	28.330	184	32.267	207	221
4	1:49.475	47.733	174	28.214	184	33.528	208	221	8	2:03.376	47.845	174	32.651	179	42.880	45	220
24 Siljehaug, NOR / Angermayr, AUT									theoretical besttime: 1:48.463								
1	2:02.550	1:00.550	166	29.196	182	32.804	212		6	1:50.831	48.271	173	29.540	179	33.020	209	222
2	1:49.581	48.266	175	29.103	182	32.212	210	223	7	1:51.947	48.872	165	30.602	184	32.473	210	221
3	1:48.618	47.949	176	28.346	185	32.323	210	222	8	1:49.518	48.357	173	28.827	184	32.334	209	222
4	1:49.365	48.030	174	28.379	185	32.956	194	221	9	1:48.670	48.042	176	28.302	184	32.326	209	221
5	1:53.070	50.753	169	29.403	184	32.914	210	208									
33 Benyahia, MAR / Fagg, GBR									theoretical besttime: 1:50.147								
1	10:36.872	9:31.777	154	30.151	179	34.944	210		3	1:50.323	48.639	170	28.655	189	33.029	210	225
2	1:50.681	48.995	171	28.804	187	32.882	211	222	4	1:50.360	48.610	171	28.866	187	32.884	210	225
36 Suabo, DEU / Lauck, DEU									theoretical besttime: 1:47.780								
1	4:02.714	2:54.782	130	33.473	174	34.459	210		5	1:48.246	47.935	178	27.997	192	32.314	219	232
2	1:48.782	48.059	175	28.360	192	32.363	220	226	6	1:47.988	47.607	177	28.205	193	32.176	216	234
3	1:48.308	47.607	174	28.215	192	32.486	217	234	7	2:03.159	48.142	167	30.933	177	44.084	50	230
4	1:48.520	48.003	172	28.203	193	32.314	218	232									
48 Trefz, DEU / Haber, AUS									theoretical besttime: 1:48.278								
1	3:20.756	2:12.139	114	34.953	108	33.664	214		5	1:58.053	47.772	177	32.263	163	38.018	217	230
2	1:48.928	48.119	175	28.303	189	32.506	215	228	6	1:52.425	47.940	176	31.558	172	32.927	217	230
3	1:48.656	47.878	176	28.401	190	32.377	215	229	7	1:48.811	47.804	176	28.695	191	32.312	217	231
4	1:48.278	47.739	177	28.277	191	32.262	216	229	8	1:52.223	47.903	176	28.664	191	35.656	200	230
59 Martin-Dye, GBR / Krebs, DNK									theoretical besttime: 1:49.152								
1	2:05.723	59.407	140	31.559	137	34.757	213		5	1:49.432	48.142	176	28.656	190	32.634	214	230
2	1:54.172	48.871	165	29.007	189	36.294	215	227	6	1:50.697	48.864	173	28.879	190	32.954	215	226
3	1:49.388	48.293	175	28.524	192	32.571	216	230	7	1:49.853	48.331	175	28.747	190	32.775	215	231
4	1:49.333	48.097	174	28.484	192	32.752	216	230	8	2:05.690	52.176	155	30.871	175	42.643	56	195
66 Dziwok, POL / Leib, DEU									theoretical besttime: 1:50.576								
1	2:27.835	1:22.691	141	30.339	173	34.805	216		5	3:17.799	2:13.264	173	30.063	188	34.472	218	
2	1:51.358	48.790	172	28.971	189	33.597	217	229	6	1:51.424	49.163	175	29.108	190	33.153	215	232
3	1:50.594	48.808	174	28.667	189	33.119	217	230	7	1:51.345	49.103	175	28.997	190	33.245	216	229
4	2:02.352	49.008	173	29.246	190	44.098	48	231									
69 Dörr, DEU / Trebing, USA									theoretical besttime: 1:49.600								
1	2:07.765	1:02.080	163	30.891	182	34.794	215		5	2:45.768	1:39.347	157	29.566	192	36.855	216	
2	1:50.496	48.498	173	29.015	192	32.983	215	230	6	1:50.974	48.589	174	28.869	192	33.516	217	230
3	1:49.943	48.345	173	28.819	192	32.779	216	229	7	1:50.038	48.411	173	29.000	193	32.627	216	233
4	2:03.898	48.497	174	28.786	191	46.615	44	231	8	2:06.145	48.310	174	28.663	193	49.172	33	230



ADAC GT4 Germany

Sector List Qualifying 2

Provisional



Circuit Zandvoort, Length: 4307m

Air temperature: 24.54°C

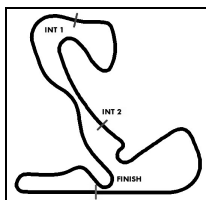
Track temperature: 23.93°C

Weather condition: Dry

Reg. Nr.: KNAF 0304.19.255

Friday, August 9, 2019 18:40:00

Lap	Time	SE1	SP1	SE2	SP2	SE3	SP3	TSP	Lap	Time	SE1	SP1	SE2	SP2	SE3	SP3	TSP
77 Heinemann, DEU / Wankmüller, DEU									theoretical besttime: 1:48.302								
1	4:15.869	2:41.921		39.960	117	53.988	46		4	1:57.738	49.000	174	34.042	134	34.696	217	232
2	5:49.342	4:48.253	174	28.355	193	32.734	217		5	2:01.408	47.701	176	28.405	193	45.302	48	232
3	1:48.819	48.218	176	28.287	193	32.314	218	232									
94 Valente, CHE / von der Laden, DEU									theoretical besttime: 1:49.080								
1	2:25.122	1:15.905	161	30.969	123	38.248	218		5	1:53.938	48.571	174	29.158	193	36.209	161	236
2	1:49.529	48.475	174	28.408	193	32.646	221	232	6	2:06.216	58.563	135	33.294	164	34.359	215	160
3	1:49.105	48.132	174	28.433	193	32.540	220	236	7	1:56.325	48.966	171	31.321	122	36.038	217	230
4	1:49.407	48.175	175	28.651	193	32.581	220	235	8	2:12.117	48.714	174	30.618	122	52.785	45	232
99 Owega, DEU / Owega, DEU									theoretical besttime: 1:47.089								
1	3:29.289	2:18.671	141	35.946	98	34.672	217		4	1:48.007	47.269	179	28.577	191	32.161	218	232
2	1:48.325	47.996	177	28.283	191	32.046	219	227	5	1:48.162	47.173	179	28.300	192	32.689	219	232
3	1:47.137	47.221	179	28.091	192	31.825	219	233	6	2:01.686	49.104	162	30.172	180	42.410	56	222



ADAC GT4 Germany

Top speed list Qualifying 2

Provisional

Reg. Nr.: KNAF 0304.19.255

Friday, August 9, 2019 18:40:00



Circuit Zandvoort, Length: 4307m

Air temperature: 24.54°C

Track temperature: 23.93°C

Weather condition: Dry

#	Name (NAT)	Team	Car name	Speed	Lap	Race time
94	Felix von der Laden (DEU)	Team GT	McLaren 570s GT4	236.84	3	4:17.523
2	Thomas Jäger (AUT)	Hofor Racing by Bonk Motorsport	BMW M4 GT4	236.84	6	10:43.434
3	Claudia Hürtgen (DEU)	Hofor Racing by Bonk Motorsport	BMW M4 GT4	235.80	7	13:32.268
15	Thomas Tekaat (DEU)	MRS Besagroup Racing	BMW M4 GT4	235.29	6	9:15.491
21	Glenn van Parijs (BEL)	Team Allied-Racing (DEU)	Porsche Cayman GT4	234.78	6	9:43.360
36	Manuel Lauck (DEU)	Schütz Motorsport (DEU)	Mercedes-AMG GT4	234.27	3	5:54.389
17	Hendrik Still (DEU)	KÜS TEAM75 Bernhard (DEU)	Porsche Cayman GT4	234.27	4	10:16.846
14	Georg Braun (DEU)	MRS Besagroup Racing	BMW M4 GT4	233.76	5	7:38.260
7	Gabriele Piana (ITA)	RN Vision STS (DEU)	BMW M4 GT4	233.76	6	10:05.387
99	Jusuf Owega (DEU)	GetSpeed Performance	Mercedes-AMG GT4	233.26	3	5:20.515
69	Dennis Trebing (USA)	Dörr Motorsport	McLaren 570s GT4	233.26	7	12:31.756
11	Jan Philipp Springob (DEU)	Bremotion	Mercedes-AMG GT4	232.75	5	8:32.167
77	Luke Wankmüller (DEU)	HP Racing International (DEU)	Mercedes-AMG GT4	232.75	4	11:56.938
66	Fidel Leib (DEU)	HP Racing International (DEU)	Porsche Cayman GT4	232.25	6	11:32.856
59	Thomas Krebs (DNK)	Dörr Motorsport	McLaren 570s GT4	231.75	7	11:21.681
5	Patricija Stalidzane (DEU)	Racing One (DEU)	Audi R8 LMS GT4	231.26	7	11:38.924
48	Morgan Haber (AUS)	Leipert Motorsport	Mercedes-AMG GT4	231.26	7	12:40.025
18	Akhil Rabindra (IND)	PROpeak Performance	Aston Martin Vantage AMR GT4	229.78	7	12:07.216
19	Joonas Lappalainen (FIN)	PROpeak Performance	Aston Martin Vantage AMR GT4	228.81	3	4:09.243
33	Charlie Fagg (GBR)	Team GT	McLaren 570s GT4	225.00	3	12:30.564
24	Eike Angermayr (AUT)	Felbermayr Reiter (DEU)	KTM X-Bow GT4	223.60	2	2:05.562
23	Reinhard Kofler (AUT)	True Racing	KTM X-Bow GT4	222.68	3	4:07.161