



# ADAC GT4 Germany

## Result List Qualifying 1



Provisional

Reg. Nr.: KNAF 0304.19.255

Amended  
10.8.2019 - 8:15

Circuit Zandvoort, Length: 4307m

Air temperature: 24.51°C

Track temperature: 23.93°C

Weather condition: Dry

Friday, August 9, 2019 17:50:00

started : 25      classified : 24      not classified : 0

Nr.	Drivers	Team	Lap	Best Time	Gap	Diff	Kph	Day Time
Cl.	Car	Competitor						
1	7 M.Zug(DEU)/G.Piana(ITA) J BMW M4 GT4	RN Vision STS(DEU) RN Vision STS	3	1:47.532			144.1	17:57:21
2	24 M.Siljehaug(NOR)/E.Angermayr(AUT) J KTM X-Bow GT4	Felbermayr Reiter(DEU) Felbermayr Reiter	10	1:47.874	0.342	0.342	143.7	18:25:44
3	2 M.Schrey(DEU)/T.Jäger(AUT) BMW M4 GT4	Hofor Racing by Bonk Motorsport Hofor Racing by Bonk Motorsport	3	1:47.965	0.433	0.091	143.6	17:57:00
4	99 H.Owega(DEU)/J.Owega(DEU) J Mercedes-AMG GT4	GetSpeed Performance GetSpeed Performance	7	1:48.013	0.481	0.048	143.5	18:06:48
5	18 D.Griessner(AUT)/A.Rabindra(IND) Aston Martin Vantage AMR GT4	PROpeak Performance PROpeak Performance	6	1:48.276	0.744	0.263	143.2	18:07:07
6	94 A.Valente(CHE)/F.von der Laden(DEU) McLaren 570s GT4	Team GT Team GT	3	1:48.322	0.790	0.046	143.1	17:55:57
7	48 L.Trefz(DEU)/M.Haber(AUS) J Mercedes-AMG GT4	Leipert Motorsport Leipert Motorsport	6	1:48.554	1.022	0.232	142.8	18:23:52
8	6 M.Lungstrass(DEU)/M.Beckhusen(DEU) J Audi R8 LMS GT4	Racing One(DEU) Racing One	3	1:48.566	1.034	0.012	142.8	17:57:04
9	3 M.Fischer(AUT)/C.Hürtgen(DEU) BMW M4 GT4	Hofor Racing by Bonk Motorsport Hofor Racing by Bonk Motorsport	3	1:48.584	1.052	0.018	142.7	17:55:52
10	22 J.Kasperlik(DEU)/L.Kern(DEU) T Porsche Cayman GT4	Team Allied-Racing(DEU) Team Allied-Racing	6	1:48.588	1.056	0.004	142.7	18:07:28
11	5 N.Rindlisbacher(CHE)/P.Stalidzane(DEU) J Audi R8 LMS GT4	Racing One(DEU) Racing One	3	1:48.671	1.139	0.083	142.6	17:55:55
12	59 F.Martin-Dye(GBR)/T.Krebs(DNK) McLaren 570s GT4	Dörr Motorsport Dörr Motorsport	10	1:48.815	1.283	0.144	142.4	18:23:47
13	23 L.Kraihamer(AUT)/R.Kofler(AUT) KTM X-Bow GT4	True Racing True Racing	4	1:49.124	1.592	0.309	142.0	17:57:55
14	21 C.Schöll(AUT)/G.van Parijs(BEL) Porsche Cayman GT4	Team Allied-Racing(DEU) Team Allied-Racing	3	1:49.146	1.614	0.022	142.0	17:57:34
15	19 J.Viebahn(DEU)/J.Lappalainen(FIN) T Aston Martin Vantage AMR GT4	PROpeak Performance PROpeak Performance	8	1:49.273	1.741	0.127	141.8	18:24:39
16	14 S.Grotstollen(DEU)/G.Braun(DEU) T BMW M4 GT4	MRS Besagroup Racing MRS Besagroup Racing	10	1:49.298	1.766	0.025	141.8	18:25:33
17	69 P.Dörr(DEU)/D.Trebing(USA) J McLaren 570s GT4	Dörr Motorsport Dörr Motorsport	6	1:49.706	2.174	0.408	141.3	18:06:51
18	11 O.Mayer(DEU)/J.Springob(DEU) J Mercedes-AMG GT4	Bremotion Bremotion	10	1:50.012	2.480	0.306	140.9	18:25:50
19	55 C.Danner(DEU)/B.Laber(DEU) T McLaren 570s GT4	Team GT Team GT	3	1:50.102	2.570	0.090	140.8	17:57:30
20	33 M.Benyahia(MAR)/C.Fagg(GBR) J McLaren 570s GT4	Team GT Team GT	2	1:51.216	3.684	1.114	139.4	17:54:27
21	66 F.Dziwok(POL)/F.Leib(DEU) T Porsche Cayman GT4	HP Racing International(DEU) HP Racing International	3	1:52.271	4.739	1.055	138.1	17:57:13
22	36 M.Suabo(DEU)/M.Lauck(DEU) T Mercedes-AMG GT4	Schütz Motorsport(DEU) Schütz Motorsport	6	1:52.793	5.261	0.522	137.4	18:07:35
23	15 F.Kovac(CRO)/T.Tekaatt(DEU) T BMW M4 GT4	MRS Besagroup Racing MRS Besagroup Racing	4	1:53.179	5.647	0.386	136.9	17:58:26
24	17 H.Hadergasser(DEU)/H.Still(DEU) T Porsche Cayman GT4	KÜS TEAM75 Bernhard(DEU) KÜS TEAM75 Bernhard	4	1:54.368	6.836	1.189	135.5	17:58:33

### Disqualified

77 T.Heinemann(DEU)/L.Wankmüller(DEU) J Mercedes-AMG GT4	HP Racing International(DEU) HP Racing International
---	---

All best times performed under red flag are cancelled



# ADAC GT4 Germany

## Result List Qualifying 1



Provisional

Reg. Nr.: KNAF 0304.19.255

Amended  
10.8.2019 - 8:15

Circuit Zandvoort, Length: 4307m

Air temperature: 24.51°C

Track temperature: 23.93°C

Weather condition: Dry

Friday, August 9, 2019 17:50:00

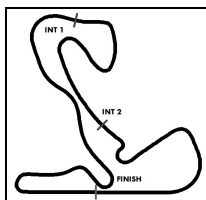
started : 25      classified : 24      not classified : 0

Nr. Drivers	Team	Lap	Best Time	Gap	Diff	Kph	Day Time
Cl. Car	Competitor						

Following stewards decision no. 41 disqualification from Qualifying 1 and 2 for car no. 77 with permission to start end of the grid in race 1 and 2

**Subject to final scrutineering!**

Publication time:	Clerk of the Course: Kees Koning	Timekeeper: Steffen Ruhl
-------------------	----------------------------------	--------------------------



# ADAC GT4 Germany

## Class Result List Qualifying 1



Provisional

Reg. Nr.: KNAF 0304.19.255

Amended  
10.8.2019 - 8:16

Circuit Zandvoort, Length: 4307m

Air temperature: 24.51°C

Track temperature: 23.93°C

Weather condition: Dry

Friday, August 9, 2019 17:50:00

started : 25      classified : 24      not classified : 0

Nr.	Drivers Car	Team Competitor	Lap	Best Time	Gap	Diff	Kph	Day Time
-----	----------------	--------------------	-----	-----------	-----	------	-----	----------

### CLASS: Trophy

Started: 10      Classified: 10      Not Classified: 0

1	6	<b>M.Lungstrass(DEU)</b> /M.Beckhusen(DEU) Audi R8 LMS GT4	<b>Racing One(DEU)</b> Racing One	3	<b>1:48.566</b>			142.8	17:57:04
2	22	<b>J.Kasperlik(DEU)</b> /L.Kern(DEU) Porsche Cayman GT4	<b>Team Allied-Racing(DEU)</b> Team Allied-Racing	6	<b>1:48.588</b>	0.022	0.022	142.7	18:07:28
3	19	<b>J.Viebahn(DEU)</b> /J.Lappalainen(FIN) Aston Martin Vantage AMR GT4	<b>PROpeak Performance</b> PROpeak Performance	8	<b>1:49.273</b>	0.707	0.685	141.8	18:24:39
4	14	<b>S.Grotstollen(DEU)</b> /G.Braun(DEU) BMW M4 GT4	<b>MRS Besagroup Racing</b> MRS Besagroup Racing	10	<b>1:49.298</b>	0.732	0.025	141.8	18:25:33
5	11	<b>O.Mayer(DEU)</b> /J.Springob(DEU) Mercedes-AMG GT4	<b>Bremotion</b> Bremotion	10	<b>1:50.012</b>	1.446	0.714	140.9	18:25:50
6	55	<b>C.Danner(DEU)</b> /B.Laber(DEU) McLaren 570s GT4	<b>Team GT</b> Team GT	3	<b>1:50.102</b>	1.536	0.090	140.8	17:57:30
7	66	<b>F.Dziwok(POL)</b> /F.Leib(DEU) Porsche Cayman GT4	<b>HP Racing International(DEU)</b> HP Racing International	3	<b>1:52.271</b>	3.705	2.169	138.1	17:57:13
8	36	<b>M.Suabo(DEU)</b> /M.Lauck(DEU) Mercedes-AMG GT4	<b>Schütz Motorsport(DEU)</b> Schütz Motorsport	6	<b>1:52.793</b>	4.227	0.522	137.4	18:07:35
9	15	<b>F.Kovac(CRO)</b> /T.Tekaat(DEU) BMW M4 GT4	<b>MRS Besagroup Racing</b> MRS Besagroup Racing	4	<b>1:53.179</b>	4.613	0.386	136.9	17:58:26
10	17	<b>H.Hadergasser(DEU)</b> /H.Still(DEU) Porsche Cayman GT4	<b>KÜS TEAM75 Bernhard(DEU)</b> KÜS TEAM75 Bernhard	4	<b>1:54.368</b>	5.802	1.189	135.5	17:58:33

### CLASS: Junior

Started: 9      Classified: 9      Not Classified: 0

1	7	<b>M.Zug(DEU)</b> /G.Piana(ITA) BMW M4 GT4	<b>RN Vision STS(DEU)</b> RN Vision STS	3	<b>1:47.532</b>			144.1	17:57:21
2	24	<b>M.Siljehaug(NOR)</b> /E.Angermayr(AUT) KTM X-Bow GT4	<b>Felbermayr Reiter(DEU)</b> Felbermayr Reiter	10	<b>1:47.874</b>	0.342	0.342	143.7	18:25:44
3	99	<b>H.Owega(DEU)</b> /J.Owega(DEU) Mercedes-AMG GT4	<b>GetSpeed Performance</b> GetSpeed Performance	7	<b>1:48.013</b>	0.481	0.139	143.5	18:06:48
4	48	<b>L.Trefz(DEU)</b> /M.Haber(AUS) Mercedes-AMG GT4	<b>Leipert Motorsport</b> Leipert Motorsport	6	<b>1:48.554</b>	1.022	0.541	142.8	18:23:52
5	6	<b>M.Lungstrass(DEU)</b> /M.Beckhusen(DEU) Audi R8 LMS GT4	<b>Racing One(DEU)</b> Racing One	3	<b>1:48.566</b>	1.034	0.012	142.8	17:57:04
6	5	<b>N.Rindlisbacher(CHE)</b> /P.Stalidzane(DEU) Audi R8 LMS GT4	<b>Racing One(DEU)</b> Racing One	3	<b>1:48.671</b>	1.139	0.105	142.6	17:55:55
7	69	<b>P.Dörr(DEU)</b> /D.Trebing(USA) McLaren 570s GT4	<b>Dörr Motorsport</b> Dörr Motorsport	6	<b>1:49.706</b>	2.174	1.035	141.3	18:06:51
8	11	<b>O.Mayer(DEU)</b> /J.Springob(DEU) Mercedes-AMG GT4	<b>Bremotion</b> Bremotion	10	<b>1:50.012</b>	2.480	0.306	140.9	18:25:50
9	33	<b>M.Benyahia(MAR)</b> /C.Fagg(GBR) McLaren 570s GT4	<b>Team GT</b> Team GT	2	<b>1:51.216</b>	3.684	1.204	139.4	17:54:27

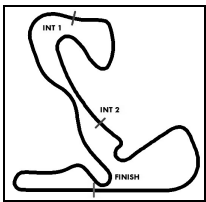
### Disqualified

77	<b>T.Heinemann(DEU)</b> /L.Wankmüller(DEU) Mercedes-AMG GT4	<b>HP Racing International(DEU)</b> HP Racing International
----	--	--

All best times performed under red flag are cancelled

Following stewards decision no. 41 disqualification from Qualifying 1 and 2 for car no. 77 with permission to start end of the grid in race 1 and 2

Subject to final scrutineering!



# ADAC GT4 Germany

## Class Result List Qualifying 1



Provisional

Reg. Nr.: KNAF 0304.19.255

Amended  
10.8.2019 - 8:16

Circuit Zandvoort, Length: 4307m

Air temperature: 24.51°C

Track temperature: 23.93°C

Weather condition: Dry

Friday, August 9, 2019 17:50:00

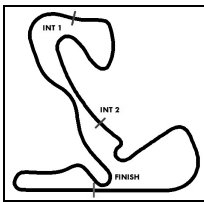
started : 25      classified : 24      not classified : 0

Nr. Drivers	Team	Lap	Best Time	Gap	Diff	Kph	Day Time
Car	Competitor						

Publication time:

Clerk of the Course: Kees Koning

Timekeeper: Steffen Ruhl



# ADAC GT4 Germany

## Sector List Qualifying 1



Provisional

Circuit Zandvoort, Length: 4307m

Air temperature: 24.51°C

Track temperature: 23.93°C

Weather condition: Dry

Reg. Nr.: KNAF 0304.19.255

Friday, August 9, 2019 17:50:00

Lap	Time	SE1	SP1	SE2	SP2	SE3	SP3	TSP	Lap	Time	SE1	SP1	SE2	SP2	SE3	SP3	TSP
<b>2</b>	Schrey, DEU / Jäger, AUT								<b>theoretical besttime: 1:47.787</b>								
1	3:14.671	2:02.814	143	33.584	141	38.273	191		6	4:09.430	2:58.702	142	33.029	117	37.699	220	
2	1:57.547	51.222	161	29.901	136	36.424	<b>221</b>	203	7	2:52.605	50.400	150	41.143	70	1:21.062	40	233
3	<b>1:47.965</b>	47.396	<b>177</b>	<b>28.326</b>	<b>193</b>	<b>32.243</b>	221	235	8	13:31.424	12:19.160	131	35.993	106	36.271	219	
4	1:51.972	<b>47.218</b>	173	29.772	156	34.982	164	<b>235</b>	9	1:50.058	47.711	170	28.806	192	33.541	218	233
5	3:38.731	1:29.218	72	53.535	74	1:15.978	43	138	10	1:49.053	47.788	176	28.684	192	32.581	219	233

<b>3</b>	Fischer, AUT / Hürtgen, DEU								<b>theoretical besttime: 1:48.584</b>								
1	2:13.419	1:05.435	146	34.292	174	33.692	215		7	2:55.548	54.358	97	46.639	78	1:14.551	36	233
2	1:49.748	48.541	173	28.504	192	32.703	218	227	8	12:24.199	11:04.381	117	39.079	136	40.739	215	
3	<b>1:48.584</b>	<b>48.005</b>	<b>176</b>	<b>28.349</b>	<b>193</b>	<b>32.230</b>	<b>221</b>	233	9	1:54.486	48.532	176	32.810	139	33.144	217	229
4	1:57.703	48.031	176	29.039	190	40.633	57	<b>234</b>	10	1:51.989	48.295	165	30.241	188	33.453	218	232
5	7:27.962	6:25.806	173	28.921	190	33.235	215		11	2:23.061	50.054	72	38.435	123	54.572	34	233
6	1:51.788	48.214	176	30.259	178	33.315	219	230									

<b>5</b>	Rindlisbacher, CHE / Stalidzane, DEU								<b>theoretical besttime: 1:48.544</b>								
1	2:16.150	1:11.486	154	30.767	177	33.897	215		7	3:53.287	1:19.421	74	49.561	77	1:44.305	26	197
2	1:49.861	48.709	175	28.459	<b>191</b>	32.693	216	228	8	11:16.496	9:58.264	113	38.053	123	40.179	212	
3	<b>1:48.671</b>	47.887	175	<b>28.311</b>	191	<b>32.473</b>	<b>217</b>	230	9	1:50.783	48.103	174	29.350	188	33.330	212	227
4	2:06.136	<b>47.760</b>	<b>176</b>	31.244	127	47.132	45	<b>231</b>	10	1:57.504	49.107	145	34.594	139	33.803	212	226
5	7:36.338	6:31.424	171	28.948	188	35.966	209		11	2:25.137	52.652	49	46.383	151	46.102	47	226
6	1:49.399	48.214	174	28.471	189	32.714	215	224									

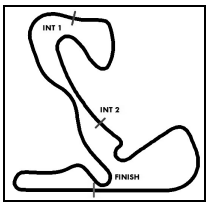
<b>6</b>	Lungstrass, DEU / Beckhusen, DEU								<b>theoretical besttime: 1:48.504</b>								
1	3:25.695	2:08.251	138	39.276	103	38.168	213		6	1:52.974	51.458	178	28.698	190	<b>32.818</b>	<b>217</b>	230
2	1:50.042	48.407	176	28.575	187	33.060	<b>217</b>	225	7	2:57.423	1:01.229	81	45.775	80	1:10.419	29	230
3	<b>1:48.566</b>	47.346	<b>179</b>	<b>28.365</b>	190	32.855	217	<b>232</b>	8	12:05.955	11:02.638	134	30.207	182	33.110	216	
4	2:06.682	<b>47.321</b>	178	29.366	186	49.995	40	231	9	1:49.255	47.573	179	28.677	187	33.005	215	229
5	6:11.333	5:07.798	157	30.099	189	33.436	217		10		1:01.062	78					229

<b>7</b>	Zug, DEU / Piana, ITA								<b>theoretical besttime: 1:47.317</b>								
1	3:44.774	2:24.593	127	40.550	82	39.631	216		3	<b>1:47.532</b>	<b>47.264</b>	<b>179</b>	28.315	194	<b>31.953</b>	<b>221</b>	235
2	1:48.574	48.076	178	<b>28.100</b>	<b>194</b>	32.398	<b>221</b>	229	4		47.281	173					<b>236</b>

<b>11</b>	Mayer, DEU / Springob, DEU								<b>theoretical besttime: 1:49.737</b>								
1	2:27.765	1:16.080	115	36.561	158	35.124	213		7	2:58.639	1:00.333	79	45.588	78	1:12.718	26	230
2	1:52.356	49.535	171	29.260	190	33.561	213	227	8	11:54.020	10:49.032	162	30.021	145	34.967	215	
3	1:52.028	49.433	172	29.200	190	33.395	213	226	9	1:50.211	48.490	173	<b>28.667</b>	<b>191</b>	33.054	217	227
4	2:04.177	49.238	173	29.395	189	45.544	58	227	10	<b>1:50.012</b>	<b>48.032</b>	<b>173</b>	28.844	191	33.136	217	231
5	7:07.823	6:04.403	169	29.917	188	33.503	213		11	2:13.431	48.201	172	29.095	168	56.135	41	<b>232</b>
6	1:52.598	50.635	172	28.925	189	<b>33.038</b>	216	228									

<b>14</b>	Grotstollen, DEU / Braun, DEU								<b>theoretical besttime: 1:48.923</b>								
1	4:51.045	3:47.459	162	29.579	184	34.007	212		7	3:23.111	1:13.025	75	50.682	75	1:19.404	38	232
2	1:50.662	48.929	175	28.953	191	32.780	<b>218</b>	225	8	11:07.792	10:06.195	173	28.803	190	32.794	215	
3	1:55.112	51.897	175	<b>28.641</b>	192	34.574	218	232	9	1:49.730	48.444	173	28.719	191	32.567	217	230
4	3:30.765	1:27.027	77	52.165	69	1:11.573	48	<b>233</b>	10	<b>1:49.298</b>	<b>47.745</b>	<b>176</b>	29.016	191	<b>32.537</b>	<b>217</b>	233
5	3:25.710	2:19.831	169	29.269	182	36.610	216		11	2:09.858	48.212	174	29.225	172	52.421	47	231
6	1:50.119	48.518	175	28.846	<b>192</b>	32.755	217	231									

<b>15</b>	Kovac, CRO / Tekaat, DEU								<b>theoretical besttime: 1:52.915</b>								
1	2:41.949	1:29.376	122	35.053	153	37.520	207		7	1:54.003	50.684	172	<b>29.109</b>	<b>191</b>	34.210	215	226
2	1:56.255	52.017	169	29.439	188	34.799	212	219	8	3:14.218	1:09.626	89	49.197	69	1:15.395	44	229
3	1:55.075	51.493	166	29.820	188	<b>33.762</b>	215	224	9	1:35.735	10:30.425	160	30.545	173	34.765	215	
4	<b>1:53.179</b>	<b>50.044</b>	169	29.275	189	33.860	<b>217</b>	226	10	1:54.609	50.493	169	29.685	191	34.431	214	220
5	2:50.787	1:05.676	106	40.639	103	1:04.472	38	<b>231</b>	11	1:56.782	51.860	157	29.674	188	35.248	210	228
6	4:09.831	3:00.327	131	35.206	179	34.298	215		12	2:18.264	53.584	72	31.840	177	52.840	32	222



# ADAC GT4 Germany

## Sector List Qualifying 1



Provisional

Circuit Zandvoort, Length: 4307m

Air temperature: 24.51°C

Track temperature: 23.93°C

Weather condition: Dry

Reg. Nr.: KNAF 0304.19.255

Friday, August 9, 2019 17:50:00

Lap	Time	SE1	SP1	SE2	SP2	SE3	SP3	TSP	Lap	Time	SE1	SP1	SE2	SP2	SE3	SP3	TSP
<b>17 Hadergasser, DEU / Still, DEU</b>									<b>theoretical besttime: 1:53.998</b>								
1	2:45.928	1:28.873	116	36.416	121	40.639	201		7	1:54.414	50.192	168	29.526	191	<b>34.696</b>	<b>209</b>	226
2	1:58.302	53.217	156	30.192	189	34.893	210	213	8	3:54.721	1:25.773	77	49.830	72	1:39.118	15	220
3	1:54.602	50.371	168	29.504	191	34.727	212	219	9	10:58.228	9:45.746	164	31.986	152	40.496	212	
4	<b>1:54.368</b>	<b>49.981</b>	168	<b>29.321</b>	<b>191</b>	35.066	207	<b>228</b>	10	1:58.072	50.535	169	30.902	176	36.635	213	228
5	3:27.254	1:24.899	72	51.248	69	1:11.107	52	223	11	1:55.762	51.220	163	29.815	186	34.727	211	227
6	3:45.692	2:41.091	166	29.793	188	34.808	211		12	2:39.802	59.225	21	44.209	132	56.368	47	227

<b>18 Griessner, AUT / Rabindra, IND</b>									<b>theoretical besttime: 1:48.206</b>								
1	3:10.547	1:54.618	118	39.256	127	36.673	215		4	3:30.616	1:25.447	81	51.720	66	1:13.449	45	222
2	1:50.596	48.114	<b>178</b>	29.014	159	33.468	216	228	5	3:06.481	2:04.626	166	29.022	188	32.833	216	
3	1:52.285	51.667	175	28.590	190	<b>32.028</b>	<b>217</b>	229	6	<b>1:48.276</b>	<b>47.854</b>	<b>177</b>	<b>28.324</b>	<b>190</b>	32.098	217	230
4	<del>1:48.461</del>	<del>47.864</del>	<del>179</del>	<del>28.436</del>	<del>188</del>	<del>32.161</del>	<del>217</del>	<del>231</del>	7	2:48.300	50.713	87	50.425	84	1:07.162	48	<b>230</b>

<b>19 Viebahn, DEU / Lappalainen, FIN</b>									<b>theoretical besttime: 1:49.112</b>								
1	3:05.511	1:49.319	107	38.304	98	37.888	177		5	4:02.114	2:57.866	152	31.252	184	32.996	211	
2	2:00.129	52.626	157	33.947	165	33.556	212	192	6	2:21.132	48.876	176	28.496	187	1:03.760	35	224
3	1:49.411	48.477	175	28.537	186	<b>32.397</b>	<b>215</b>	224	7	14:05.167	12:59.829	143	31.991	183	33.347	211	
4	<del>1:48.761</del>	<del>48.083</del>	<del>176</del>	<del>28.322</del>	<del>187</del>	<del>32.356</del>	<del>215</del>	<del>227</del>	8	<b>1:49.273</b>	48.310	174	<b>28.439</b>	<b>187</b>	32.524	213	224
4	3:37.431	1:29.941	82	51.575	71	1:15.915	43	<b>227</b>	9	2:04.333	<b>48.276</b>	<b>175</b>	28.877	187	47.180	50	226

<b>21 Schöll, AUT / van Parijs, BEL</b>									<b>theoretical besttime: 1:49.146</b>								
1	3:54.897	2:51.479	163	29.738	179	33.680	217		7	2:57.312	52.836	110	45.321	78	1:19.155	28	233
2	1:49.792	48.369	<b>175</b>	28.622	191	32.801	<b>220</b>	232	8	12:11.922	11:01.013	95	35.531	145	35.378	218	
3	<b>1:49.146</b>	<b>47.952</b>	175	<b>28.495</b>	191	<b>32.699</b>	218	<b>235</b>	9	1:50.563	48.582	173	28.951	190	33.030	218	233
4	2:42.313	48.188	174	35.772	72	1:18.353	44	233	10	1:50.320	48.492	174	28.924	191	32.904	218	233
5	5:07.030	4:01.600	135	31.762	167	33.668	218		11	2:19.880	54.065	57	36.414	138	49.401	39	232
6	1:49.974	48.501	174	28.760	<b>192</b>	32.713	220	232									

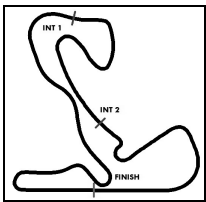
<b>22 Kasperlik, DEU / Kern, DEU</b>									<b>theoretical besttime: 1:48.265</b>								
1	3:53.191	2:50.402	165	29.113	192	33.676	217		7	3:53.723	1:20.204	77	49.168	74	1:44.351	25	234
2	1:48.672	47.990	174	<b>28.211</b>	<b>193</b>	32.471	<b>221</b>	233	8	10:58.458	9:48.424	110	35.643	155	34.391	218	
3	1:58.692	47.939	175	28.379	192	42.374	57	235	9	1:50.038	48.305	155	28.950	192	32.783	219	234
4	4:29.153	2:24.812	78	52.207	64	1:12.134	48		10	1:50.255	47.842	175	28.903	191	33.510	218	235
5	3:30.150	2:28.254	175	29.111	191	32.785	220		11		51.276	39					234
6	<b>1:48.588</b>	<b>47.746</b>	<b>176</b>	28.534	193	<b>32.308</b>	219	<b>235</b>									

<b>23 Kraihamer, AUT / Kofler, AUT</b>									<b>theoretical besttime: 1:49.014</b>								
1	2:26.872	1:20.636	136	31.420	158	34.816	207		7	1:49.483	48.374	172	28.473	183	32.636	209	221
2	1:49.985	48.666	174	28.529	183	32.790	207	219	8	3:49.851	1:19.474	79	49.102	75	1:41.275	31	221
3	1:49.297	48.331	174	28.480	<b>184</b>	<b>32.486</b>	208	219	9	10:53.685	9:48.911	160	29.864	140	34.910	208	
4	<b>1:49.124</b>	<b>48.097</b>	<b>175</b>	28.476	183	32.551	<b>210</b>	220	10	1:49.435	48.341	174	28.513	184	32.581	208	221
5	2:45.208	48.275	144	47.171	77	1:09.762	43	<b>222</b>	11	1:49.538	48.470	174	<b>28.431</b>	<b>183</b>	32.637	209	221
6	4:55.266	3:45.958	163	29.947	156	39.361	208		12	2:28.893	48.333	174	30.851	112	1:09.709	33	222

<b>24 Siljehaug, NOR / Angermayr, AUT</b>									<b>theoretical besttime: 1:47.396</b>								
1	2:08.285	1:03.504	144	31.820	152	32.961	209		7	3:53.210	1:30.669	79	48.177	78	1:34.364	32	78
2	1:48.068	47.840	176	<b>28.012</b>	185	32.216	<b>212</b>	221	8	10:21.878	9:17.198	162	30.238	135	34.442	211	
3	1:51.990	47.382	176	29.748	140	34.860	210	223	9	1:48.006	47.648	175	28.168	185	32.190	210	223
4	1:49.728	<b>47.278</b>	<b>178</b>	28.572	179	33.878	211	223	10	<b>1:47.874</b>	47.528	176	28.240	185	<b>32.106</b>	<b>212</b>	223
5	2:40.382	47.653	177	37.033	79	1:15.696	40	222	11	2:13.209	48.007	166	32.638	139	52.564	50	<b>224</b>
6	7:34.271	6:25.934	168	28.522	177	39.815	78										

<b>33 Benyahia, MAR / Fagg, GBR</b>									<b>theoretical besttime: 1:50.722</b>								
1	2:35.319	1:09.102	101	47.929	68	38.288	<b>215</b>		7	3:11.322	1:11.201	73	49.622	75	1:10.499	51	<b>229</b>
2	<b>1:51.216</b>	<b>48.964</b>	<b>174</b>	<b>28.614</b>	<b>192</b>	33.638	205	223	8	12:08.953	10:48.714	107	43.438	140	36.801	211	
3	1:55.081	50.111	172	30.648	153	34.322	210	220	9	1:52.330	49.502	170	28.830	187	33.998	210	226
4	2:01.312	49.451	170	28.982	187	42.879	54	223	10	1:53.360	50.126	168	29.553	187	33.681	210	224
5	7:02.541	5:55.366	118	33.712	186	33.463	210		11	2:41.370	52.344	58	48.753	149	1:00.273	45	225





# ADAC GT4 Germany

## Sector List Qualifying 1



Provisional

Circuit Zandvoort, Length: 4307m

Air temperature: 24.51°C

Track temperature: 23.93°C

Weather condition: Dry

Reg. Nr.: KNAF 0304.19.255

Friday, August 9, 2019 17:50:00

Lap	Time	SE1	SP1	SE2	SP2	SE3	SP3	TSP	Lap	Time	SE1	SP1	SE2	SP2	SE3	SP3	TSP
6	1:51.997	49.796	169	29.057	189	<b>33.144</b>	212	225									

### 36 Suabo, DEU / Lauck, DEU

theoretical besttime: 1:52.098

1	3:16.419	2:00.642	140	36.596	123	39.181	210		5	6:26.736	5:22.022	158	30.577	191	34.137	217	
2	1:58.104	50.500	<b>174</b>	29.549	138	38.055	<b>217</b>	218	6	<b>1:52.793</b>	<b>49.664</b>	<b>170</b>	29.809	191	<b>33.320</b>	<b>210</b>	<b>231</b>
3	1:52.954	49.995	172	<b>29.114</b>	<b>193</b>	33.845	217	231	7	3:57.921	1:15.028	80	48.683	85	1:54.210	15	151
4	2:08.238	50.296	169	29.200	193	48.742	49	219									

### 48 Trefz, DEU / Haber, AUS

theoretical besttime: 1:48.365

1	7:26.072	6:19.923	149	32.054	185	34.095	213		5	13:30.638	12:26.934	171	29.367	177	34.337	215	
2	2:20.838	48.407	172	30.289	101	1:02.142	55	228	6	<b>1:48.554</b>	47.768	172	28.412	191	<b>32.374</b>	<b>216</b>	230
3	6:30.822	5:26.234	170	29.384	188	35.204	215		7	1:50.510	49.253	174	28.801	190	32.456	218	230
4	2:14.625	47.761	174	<b>28.353</b>	<b>191</b>	58.511	49	229	8	2:12.099	<b>47.638</b>	<b>175</b>	32.471	135	51.990	53	<b>232</b>

### 55 Danner, DEU / Laber, DEU

theoretical besttime: 1:49.536

1	3:49.558	2:28.938	76	41.915	88	38.705	214		4	2:37.700	<b>47.960</b>	<b>177</b>	31.158	84	1:18.582	52	234
2	1:50.600	48.799	176	29.013	194	<b>32.788</b>	217	228	5	5:30.410	4:27.003	139	29.575	193	33.832	218	
3	<b>1:50.102</b>	48.333	176	28.937	193	32.832	<b>218</b>	233	6		48.035	177	<b>28.788</b>	<b>196</b>			<b>235</b>

### 59 Martin-Dye, GBR / Krebs, DNK

theoretical besttime: 1:48.452

1	2:35.009	1:12.303	138	39.121	111	43.585	152		7	1:56.023	48.096	173	28.598	193	39.329	68	228
2	1:55.150	52.692	168	29.252	192	33.206	215	167	8	3:57.356	1:35.209	76	50.681	70	1:31.466	38	77
3	1:48.917	48.304	<b>175</b>	<b>28.245</b>	191	<b>32.368</b>	<b>217</b>	228	9	10:07.888	9:06.139	172	28.827	190	32.922	216	
4	1:48.948	47.841	173	28.427	<b>193</b>	32.680	216	<b>231</b>	10	<b>1:48.815</b>	<b>47.839</b>	<b>174</b>	28.433	193	32.543	217	229
5	2:34.207	52.294	126	37.399	102	1:04.514	46	231	11	1:49.732	48.114	174	28.750	193	32.868	217	231
6	5:14.963	4:08.858	139	29.743	191	36.362	215		12	2:15.184	51.289	127	33.152	141	50.743	56	231

### 66 Dziwok, POL / Leib, DEU

theoretical besttime: 1:51.275

1	3:27.654	2:09.182	134	39.964	105	38.508	214		7	3:56.973	1:27.900	72	50.253	69	1:38.820	15	192
2	1:52.747	49.691	170	29.495	190	33.561	<b>215</b>	210	8	10:53.383	9:40.574	120	32.854	156	39.955	213	
3	<b>1:52.271</b>	<b>48.860</b>	<b>172</b>	29.527	190	33.884	215	<b>229</b>	9	1:54.017	50.138	167	29.495	173	34.384	213	225
4	2:22.905	49.256	172	29.330	190	1:04.319	44	227	10	1:53.035	49.895	159	29.662	190	<b>33.478</b>	<b>213</b>	225
5	6:13.362	5:04.175	165	32.301	166	36.886	213		11	2:42.897	50.150	104	51.036	79	1:01.711	39	228
6	1:52.362	49.381	170	<b>28.937</b>	<b>191</b>	34.044	209	226									

### 69 Dörr, DEU / Trebing, USA

theoretical besttime: 1:49.461

1	3:26.792	2:08.713	135	39.635	97	38.444	214		7	2:45.899	50.354	158	42.188	81	1:13.357	38	231
2	1:51.003	49.136	176	28.900	188	32.967	216	205	8	12:22.432	11:20.345	169	29.162	191	32.925	215	
3	1:49.928	48.410	<b>178</b>	28.688	191	32.830	<b>219</b>	229	9	1:50.129	48.526	175	28.793	192	32.810	214	229
4	2:04.894	48.279	176	<b>28.550</b>	<b>193</b>	48.065	41	225	10	1:49.839	48.226	174	28.780	193	32.833	215	229
5	5:48.763	4:47.133	174	28.845	191	<b>32.785</b>	216		11	2:05.162	48.303	175	28.900	192	47.959	46	231
6	<b>1:49.706</b>	<b>48.126</b>	177	28.743	192	32.837	216	<b>231</b>									

### 77 Heinemann, DEU / Wankmüller, DEU

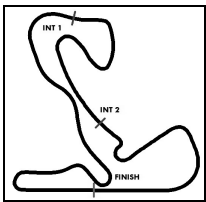
theoretical besttime: 1:46.944

1	5:31.043	4:30.570	174	28.284	192	32.189	218		3	2:19.743	<b>47.059</b>	<b>177</b>	28.000	193	1:04.684	43	<b>233</b>
2	<b>1:47.060</b>	47.175	<b>180</b>	<b>27.978</b>	193	<b>31.907</b>	<b>219</b>	232									

### 94 Valente, CHE / von der Laden, DEU

theoretical besttime: 1:48.322

1	2:19.285	1:05.907	140	36.411	127	36.967	217		7	2:05.364	47.698	178	28.396	194	49.270	41	233
2	1:48.928	48.080	<b>178</b>	28.437	196	32.411	218	232	8	14:17.352	13:00.137	111	37.422	142	39.793	217	
3	<b>1:48.322</b>	<b>47.587</b>	176	<b>28.357</b>	<b>196</b>	<b>32.378</b>	<b>219</b>	235	9	1:49.159	47.650	178	28.738	196	32.771	217	235
4	1:48.773	47.640	178	28.472	188	32.661	217	<b>236</b>	10	1:53.038	49.800	83	30.317	195	32.921	216	235
5	2:40.639	47.745	177	44.317	70	1:08.577	58	235	11	2:12.793	48.758	79	35.263	127	48.772	49	233
6	5:41.841	4:25.778	79	39.248	133	36.815	217										



# ADAC GT4 Germany

## Sector List Qualifying 1

Provisional



Circuit Zandvoort, Length: 4307m

Air temperature: 24.51°C

Track temperature: 23.93°C

Weather condition: Dry

Reg. Nr.: KNAF 0304.19.255

Friday, August 9, 2019 17:50:00

Lap	Time	SE1	SP1	SE2	SP2	SE3	SP3	TSP	Lap	Time	SE1	SP1	SE2	SP2	SE3	SP3	TSP
<b>99</b> Owega, DEU / Owega, DEU									<b>theoretical besttime: 1:47.699</b>								
1	2:11.486	1:04.627	137	31.101	138	35.758	212		7	<b>1:48.013</b>	<b>47.652</b>	<b>176</b>	28.273	191	32.088	217	230
2	1:49.069	48.379	176	28.261	<b>191</b>	32.429	215	225	8	2:46.796	47.674	175	38.003	71	1:21.119	38	231
3	1:48.159	48.112	176	<b>28.079</b>	191	<b>31.968</b>	<b>217</b>	231	9	12:51.928	11:33.635	114	38.513	143	39.780	215	
4	2:05.090	50.213	174	34.075	125	40.802	217	<b>231</b>	10	2:07.730	47.802	176	35.467	87	44.461	216	230
5	2:35.006	47.761	<b>177</b>	40.834	80	1:06.411	50	231	11	2:05.451	49.722	125	40.931	112	34.798	215	230
6	4:30.999	3:30.369	175	28.235	190	32.395	217		12	2:41.737	51.116	61	47.827	78	1:02.794	59	230





# ADAC GT4 Germany

## Top speed list Qualifying 1

Provisional

Reg. Nr.: KNAF 0304.19.255

Friday, August 9, 2019 17:50:00



Circuit Zandvoort, Length: 4307m

Air temperature: 24.51°C

Track temperature: 23.93°C

Weather condition: Dry

#	Name (NAT)	Team	Car name	Speed	Lap	Race time
7	Marius Zug (DEU)	RN Vision STS (DEU)	BMW M4 GT4	236.84	4	7:23.740
94	Alain Valente (CHE)	Team GT	McLaren 570s GT4	236.32	4	5:59.421
2	Michael Schrey (DEU)	Hofor Racing by Bonk Motorsport	BMW M4 GT4	235.80	4	7:03.052
55	Christian Danner (DEU)	Team GT	McLaren 570s GT4	235.80	6	11:16.050
22	Jan Kasperlik (DEU)	Team Allied-Racing (DEU)	Porsche Cayman GT4	235.80	6	11:17.524
21	Constantin Schöll (AUT)	Team Allied-Racing (DEU)	Porsche Cayman GT4	235.29	3	5:47.573
3	Michael Fischer (AUT)	Hofor Racing by Bonk Motorsport	BMW M4 GT4	234.78	4	5:54.633
77	Tim Heinemann (DEU)	HP Racing International (DEU)	Mercedes-AMG GT4	233.76	3	7:20.997
14	Stephan Grotstollen (DEU)	MRS Besagroup Racing	BMW M4 GT4	233.26	4	8:36.447
6	Markus Lungstrass (DEU)	Racing One (DEU)	Audi R8 LMS GT4	232.25	3	5:18.655
48	Luca-Sandro Trefz (DEU)	Leipert Motorsport	Mercedes-AMG GT4	232.25	8	19:03.092
11	Oliver Mayer (DEU)	Bremotion	Mercedes-AMG GT4	232.25	11	19:10.661
99	Hamza Owega (DEU)	GetSpeed Performance	Mercedes-AMG GT4	231.75	4	5:51.630
59	Fred Martin-Dye (GBR)	Dörr Motorsport	McLaren 570s GT4	231.75	4	6:22.002
15	Franjo Kovac (CRO)	MRS Besagroup Racing	BMW M4 GT4	231.75	5	8:29.381
69	Phil Dörr (DEU)	Dörr Motorsport	McLaren 570s GT4	231.75	6	10:39.097
36	Marcus Suabo (DEU)	Schütz Motorsport (DEU)	Mercedes-AMG GT4	231.75	6	11:20.161
5	Nico Rindlisbacher (CHE)	Racing One (DEU)	Audi R8 LMS GT4	231.26	4	5:57.613
18	David Griessner (AUT)	PROpeak Performance	Aston Martin Vantage AMR GT4	230.76	7	12:44.982
66	Franz Dziwok (POL)	HP Racing International (DEU)	Porsche Cayman GT4	229.78	3	5:23.346
33	Michael Benyahia (MAR)	Team GT	McLaren 570s GT4	229.29	7	12:55.228
17	Horst Hadergasser (DEU)	KÜS TEAM75 Bernhard (DEU)	Porsche Cayman GT4	228.32	4	6:41.803
19	Jörg Viebahn (DEU)	PROpeak Performance	Aston Martin Vantage AMR GT4	227.36	4	8:36.447
24	Mads Siljehaug (NOR)	Felbermayr Reiter (DEU)	KTM X-Bow GT4	224.53	11	19:04.805
23	Laura Kraihamer (AUT)	True Racing	KTM X-Bow GT4	222.68	5	7:58.308