



ADAC GT Masters

Result List Free Practice 2



Provisional

Circuit Zandvoort, Length: 4307m

Air temperature: 24.39°C

Track temperature: 25.13°C

Weather condition: Dry

Reg. Nr.: KNAF 0304.19.255

Friday, August 9, 2019 16:35:00

started : 31 classified : 31 not classified : 0

	Drivers	Team	Car	Lap	Best Time	Gap	Diff	Kph	Day Time
1	47 I.Dontje(NLD)/M.Götz(DEU)	MANN-FILTER Team HTP(DEU)	Mercedes-AMG GT3	19	1:37.850			158.4	17:17:13
2	17 T.Bernhard(DEU)/K.Bachler(AUT)	KÜS TEAM75 Bernhard(DEU)	Porsche 911 GT3 R	20	1:38.043	0.193	0.193	158.1	17:19:16
3	2 L.Stolz(DEU)/M.Engel(DEU)	TOKSPORT WRT(DEU)	Mercedes-AMG GT3	12	1:38.071	0.221	0.028	158.1	17:01:56
4	29 M.Hofer(AUT)(J)/C.Mies(DEU)	MontaplastbyLand-Motorsport(DEU)	Audi R8 LMS GT3	3	1:38.242	0.392	0.171	157.8	16:40:24
5	28 R.Feller(CHE)(J)/D.Vanhoor(BEL)	MontaplastbyLand-Motorsport(DEU)	Audi R8 LMS GT3	28	1:38.286	0.436	0.044	157.7	17:33:27
6	21 J.Bleekemolen(NLD)/J.Eriksson(SWE)	TeamZAKSPEEDBKKMobilOilRacing	Mercedes-AMG GT3	7	1:38.315	0.465	0.029	157.7	16:50:54
7	63 M.Bortolotti(ITA)/C.Engelhart(DEU)	ORANGE1 by GRT Grasser(AUT)	LamborghiniHuracanGT3E	11	1:38.341	0.491	0.026	157.6	17:00:53
8	7 L.Ludwig(DEU)/S.Asch(DEU)	HB Racing(AUT)	Ferrari 488 GT3	21	1:38.499	0.649	0.158	157.4	17:31:03
9	13 S.Barth(DEU)(T)/D.Jahn(DEU)	RWT Racing(AUT)	Corvette C7 GT3-R	4	1:38.541	0.691	0.042	157.3	16:46:44
10	1 R.Renauer(DEU)/T.Preining(AUT)	Precote Herberth Motorsport(DEU)	Porsche 911 GT3 R	12	1:38.541	0.691		157.3	17:03:12
11	12 M.Drudi(ITA)(J)/F.Spengler(DEU)	EFP Car Collection by TECE	Audi R8 LMS GT3	23	1:38.580	0.730	0.039	157.2	17:21:21
12	24 M.Ortmann(DEU)(J)/M.Winkelhock(DEU)	BWT Mücke Motorsport(DEU)	Audi R8 LMS GT3	12	1:38.596	0.746	0.016	157.2	17:02:38
13	8 D.Marschall(DEU)(J)/C.Schreiner(DEU)(J)	HCB-Rutronik-Racing	Audi R8 LMS GT3	25	1:38.653	0.803	0.057	157.1	17:28:59
14	25 J.Schmidt(CHE)(J)/C.Haase(DEU)	BWT Mücke Motorsport(DEU)	Audi R8 LMS GT3	15	1:38.665	0.815	0.012	157.1	17:20:47
15	26 N.Rogivue(CHE)(J)/F.Vervisch(BEL)	BWT Mücke Motorsport(DEU)	Audi R8 LMS GT3	15	1:38.674	0.824	0.009	157.1	17:11:07
16	19 M.Beretta(ITA)(J)/M.Mapelli(ITA)	ORANGE1 by GRT Grasser(AUT)	LamborghiniHuracanGT3E	10	1:38.687	0.837	0.013	157.1	17:00:01
17	36 M.Dienst(DEU)(J)/A.Read(AUS)(J)	Schütz Motorsport(DEU)	Mercedes-AMG GT3	8	1:38.757	0.907	0.070	157.0	16:52:32
18	20 M.Wishofer(AUT)(J)/K.Snoeks(NLD)	TeamZAKSPEEDBKKMobilOilRacing	Mercedes-AMG GT3	14	1:38.897	1.047	0.140	156.7	17:05:48
19	77 M.Pommer(DEU)/M.Kirchhöfer(DEU)	Callaway Competition(DEU)	Corvette C7 GT3-R	18	1:38.901	1.051	0.004	156.7	17:16:06
20	48 F.Vettel(DEU)(J)/P.Ellis(GBR)	MANN-FILTER Team HTP(DEU)	Mercedes-AMG GT3	5	1:38.906	1.056	0.005	156.7	16:44:13
21	31 P.Niederhauser(CHE)/K.van der Linde(ZAF)	HCB-Rutronik-Racing	Audi R8 LMS GT3	11	1:39.006	1.156	0.100	156.6	17:15:18
22	82 R.Ineichen(CHE)(T)/F.Perera(FRA)	ORANGE1 by GRT Grasser(AUT)	LamborghiniHuracanGT3E	20	1:39.033	1.183	0.027	156.5	17:21:07
23	14 N.Sylvest(DNK)(J)/J.Klingmann(DEU)	MRS GT-Racing(DEU)	BMW M6 GT3	23	1:39.112	1.262	0.079	156.4	17:31:35
24	11 E.Erhart(DEU)/P.Kaffer(DEU)	EFP Car Collection by TECE	Audi R8 LMS GT3	26	1:39.299	1.449	0.187	156.1	17:30:26
25	69 L.Luhr(DEU)/M.Holzer(DEU)	Iron Force Racing	Porsche 911 GT3 R	16	1:39.421	1.571	0.122	155.9	17:10:31
26	3 R.Lips(CHE)(T)/M.Hackländer(DEU)	Aust Motorsport(DEU)	Audi R8 LMS GT3	29	1:39.490	1.640	0.069	155.8	17:29:07
27	71 M.Paul(DEU)(J)/W.Tregurtha(GBR)(J)	T3 Motorsport	Audi R8 LMS GT3	24	1:39.792	1.942	0.302	155.3	17:19:48
28	33 F.Salaquarda(CZE)/F.Stippler(DEU)	Team ISR(CZE)	Audi R8 LMS GT3	10	1:39.838	1.988	0.046	155.3	17:01:39
29	99 E.Perez Compano(ARG)(J)/D.Keilwitz(DEU)	PROpeak Performance	AstonMartin Vantage AMR	5	1:40.683	2.833	0.845	154.0	16:47:55
30	4 A.Hoti(DEU)(J)/S.Tribaudini(FRA)(T)	Aust Motorsport(DEU)	Audi R8 LMS GT3	25	1:41.105	3.255	0.422	153.3	17:22:17
31	18 A.de Leener(BEL)/M.Cairolini(ITA)	KÜS TEAM75 Bernhard(DEU)	Porsche 911 GT3 R	3	1:48.712	10.862	7.607	142.6	16:41:36

Subject to final scrutineering!

Publication time:	Clerk of the Course: Kees Koning	Timekeeper: Steffen Ruhl
-------------------	----------------------------------	--------------------------

ver: 1.0

www.adac.de/motorsport

Page 1 / 1 printed: 9.8.2019 17:39

ADAC Vorteilswelt

Audi Sport

motorsport

CAMP DAVID

DEKRA

citroen

Herrenausstatter.de

KÄRCHER

kfzteile24

KÜHNE+NAGEL

PIRELLI

postcon

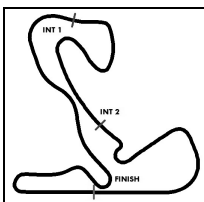
FR RACINGROOM

RAVENOL

Sport Bild

WINN BUSCH

DMSB 2019 INTERNATIONAL SERIES



ADAC GT Masters

Sector List Free Practice 2



Provisional

Reg. Nr.: KNAF 0304.19.255

Friday, August 9, 2019 16:35:00

Circuit Zandvoort, Length: 4307m

Air temperature: 24.39°C

Track temperature: 25.13°C

Weather condition: Dry

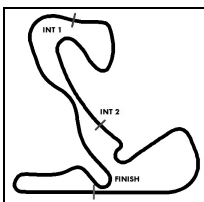
Lap	Time	SE1	SP1	SE2	SP2	SE3	SP3	TSP	Lap	Time	SE1	SP1	SE2	SP2	SE3	SP3	TSP
26 Rogivue, CHE / Vervisch, BEL																	
theoretical besttime: 1:38.631																	
1	2:25.163	1:14.529	172	28.877	180	41.757	53		12	1:40.663	44.516	194	26.717	209	29.430	237	246
2	2:52.113	1:55.581	192	26.439	208	30.093	235		13	1:39.894	43.993	193	26.288	209	29.613	236	250
3	1:40.219	44.365	198	26.251	207	29.603	237	247	14	1:38.804	43.314	198	26.151	209	29.339	237	250
4	1:40.337	43.792	198	26.319	208	30.226	230	250	15	1:38.674	43.218	197	26.074	208	29.382	238	250
5	1:41.118	44.364	196	26.582	208	30.172	235	246	16	1:47.036	43.469	196	26.179	209	37.388	53	250
6	1:50.124	44.072	196	26.855	209	39.197	53	247	17	9:08.073	8:11.450	194	26.576	209	30.047	234	
7	6:17.903	5:21.403	194	26.702	207	29.798	236		18	3:08.164	43.865	197	1:52.381	178	31.918	234	248
8	1:39.768	43.819	196	26.232	208	29.717	235	249	19	1:50.036	44.211	197	26.830	209	38.995	54	247
9	1:39.769	43.841	194	26.252	208	29.676	235	249	20	5:00.286	4:03.536	195	26.641	208	30.109	234	
10	1:48.064	43.856	196	26.434	209	37.774	53	249	21	1:41.898	43.942	198	26.481	210	31.475	234	247
11	5:54.025	4:56.559	186	26.810	207	30.656	234		22	1:40.425	44.105	196	26.290	209	30.030	235	247

28 Feller, CHE / Vanthoor, BEL																	
theoretical besttime: 1:38.179																	
1	2:28.135	1:15.003	130	36.021	118	37.111	150		16	1:47.585	44.376	197	26.429	209	36.780	58	252
2	1:59.497	56.782	146	30.654	127	32.061	187	144	17	3:16.256	2:19.825	190	26.605	207	29.826	235	
3	1:52.515	49.939	171	30.248	156	32.328	235	173	18	1:40.146	44.480	197	26.072	204	29.594	240	248
4	1:41.577	44.851	187	26.891	205	29.835	238	249	19	1:38.536	43.310	200	25.863	212	29.363	237	252
5	1:45.199	47.522	183	26.997	169	30.680	237	205	20	1:38.743	43.271	199	26.227	211	29.245	241	251
6	1:39.078	43.617	196	26.054	211	29.407	238	250	21	1:38.794	43.265	199	26.130	210	29.399	241	254
7	1:38.696	43.428	198	25.951	211	29.317	240	252	22	1:38.612	43.168	199	26.033	211	29.411	238	253
8	1:42.942	43.667	198	26.184	171	33.091	239	252	23	1:39.044	43.376	198	26.131	211	29.537	239	251
9	1:46.905	43.377	198	26.170	209	37.358	58	252	24	1:47.132	43.608	198	26.441	211	37.083	59	251
10	5:48.287	4:53.172	199	25.840	210	29.275	239		25	3:04.821	2:01.785	197	26.244	211	36.792	58	
11	1:38.481	43.300	199	25.857	211	29.324	239	252	26	2:49.298	1:53.675	197	26.053	211	29.570	239	
12	1:52.518	43.523	198	29.081	171	39.914	55	251	27	1:38.590	43.277	198	26.077	212	29.236	240	251
13	3:17.683	2:21.464	197	26.242	210	29.977	237		28	1:38.286	43.108	198	25.947	212	29.231	240	252
14	1:39.719	43.752	198	26.081	210	29.886	238	251	29	1:49.436	44.325	195	26.933	211	38.178	58	252
15	1:39.947	43.626	198	26.221	209	30.100	240	250									

29 Hofer, AUT / Mies, DEU																	
theoretical besttime: 1:38.096																	
1	2:03.625	1:04.595	180	27.978	207	31.052	230		14	1:40.521	44.190	197	26.434	210	29.897	238	251
2	1:41.951	45.857	193	26.156	209	29.938	239	238	15	1:39.999	43.831	196	26.422	211	29.746	238	251
3	1:38.242	43.486	197	25.684	211	29.072	241	251	16	1:39.854	43.947	198	26.275	211	29.632	240	251
4	1:40.538	43.784	194	26.645	203	30.109	242	254	17	1:46.708	43.665	196	26.154	212	36.889	58	252
5	1:38.407	43.340	198	25.938	212	29.129	241	254	18	3:00.253	1:57.178	198	26.274	211	36.801	58	
6	1:46.998	43.439	198	26.289	211	37.270	58	254	19	5:37.745	4:40.855	198	26.123	211	30.767	237	
7	3:48.189	2:52.899	198	25.929	211	29.361	238		20	1:39.772	43.801	197	26.295	209	29.676	239	250
8	1:41.680	43.503	199	26.318	213	31.859	238	252	21	1:42.831	43.737	198	26.928	209	32.166	236	251
9	1:38.895	43.428	198	26.071	211	29.396	240	252	22	1:48.025	43.727	198	26.427	180	37.871	58	248
10	1:45.415	43.366	197	25.925	211	36.124	58	252	23	7:21.067	6:24.830	197	26.304	209	29.933	236	
11	4:16.598	3:20.262	195	26.766	212	29.570	239		24	1:39.350	43.634	197	25.987	212	29.729	238	250
12	1:45.783	43.476	197	26.107	212	36.200	58	252	25	1:39.102	43.408	200	26.090	212	29.604	238	250
13	3:38.879	2:39.330	192	29.283	188	30.266	238										

31 Niederhauser, CHE / van der Linde, ZAF																	
theoretical besttime: 1:38.821																	
1	5:19.622	4:19.244	183	28.558	169	31.820	234		12	1:46.013	43.378	197	26.165	210	36.470	58	252
2	1:40.545	44.317	194	26.369	209	29.859	237	246	13	2:58.936	1:55.000	193	26.549	209	37.387	57	
3	1:39.280	43.563	197	26.157	209	29.560	238	251	14	4:30.309	3:22.988	153	32.280	126	35.041	225	
4	1:49.596	44.627	182	26.905	209	38.064	58	251	15	1:53.936	52.342	174	29.658	205	31.936	232	225
5	15:26.657	14:30.579	194	26.207	207	29.871	235		16	1:43.706	46.159	189	27.876	207	29.671	239	247
6	1:39.569	43.789	196	26.117	209	29.663	238	248	17	1:39.680	43.846	195	26.213	210	29.621	239	252
7	1:39.757	43.700	198	26.309	208	29.748	238	250	18	1:43.347	44.885	193	27.274	174	31.188	238	251
8	1:47.576	43.610	198	26.299	209	37.667	57	251	19	1:39.221	43.499	196	26.123	211	29.599	239	251
9	5:56.902	5:00.853	194	26.276	209	29.773	237		20	1:39.417	43.550	197	26.171	210	29.696	238	252
10	1:39.199	43.599	197	26.095	209	29.505	239	250	21	1:49.967	44.281	195	26.223	211	39.463	56	251
11	1:39.006	43.563	198	26.076	209	29.367	239	252									





ADAC GT Masters

Sector List Free Practice 2



Provisional

Circuit Zandvoort, Length: 4307m

Air temperature: 24.39°C

Track temperature: 25.13°C

Weather condition: Dry

Reg. Nr.: KNAF 0304.19.255

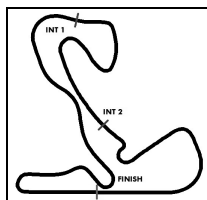
Friday, August 9, 2019 16:35:00

Lap	Time	SE1	SP1	SE2	SP2	SE3	SP3	TSP	Lap	Time	SE1	SP1	SE2	SP2	SE3	SP3	TSP
33 Salaquarda, CZE / Stippler, DEU									theoretical besttime: 1:39.536								
1	2:39.973	1:29.719	148	29.061	182	41.193	57		13	1:40.416	44.037	194	26.332	211	30.047	236	250
2	3:09.343	2:00.109	130	36.092	126	33.142	235		14	1:41.203	43.835	196	27.191	212	30.177	236	250
3	1:42.113	45.599	191	26.616	211	29.898	241	243	15	1:49.239	44.092	196	26.420	211	38.727	57	251
4	1:39.983	44.137	196	26.115	212	29.731	239	251	16	5:05.867	4:02.652	161	31.077	140	32.138	234	
5	1:40.105	43.904	196	26.361	212	29.840	239	252	17	1:48.636	45.767	193	31.169	123	31.700	237	240
6	1:48.631	44.219	195	26.418	212	37.994	57	251	18	1:45.470	43.810	168	31.410	193	30.250	235	250
7	8:58.216	7:56.768	187	28.914	174	32.534	237		19	1:43.220	43.796	192	28.712	180	30.712	237	251
8	1:39.959	44.099	193	26.158	213	29.702	241	251	20	1:40.456	43.870	197	26.080	213	30.506	236	250
9	1:41.104	44.119	198	26.947	211	30.038	240	252	21	1:51.550	44.045	198	26.750	183	40.755	57	250
10	1:39.838	43.883	197	26.295	213	29.660	240	252	22	5:36.433	4:26.667	188	29.108	185	40.658	57	
11	1:47.282	43.830	197	26.342	213	37.110	58	254	23	2:07.818	59.221	182	26.919	207	41.678	57	
12	4:55.799	3:58.968	190	26.601	210	30.230	235										

Lap	Time	SE1	SP1	SE2	SP2	SE3	SP3	TSP	Lap	Time	SE1	SP1	SE2	SP2	SE3	SP3	TSP
36 Dienst, DEU / Read, AUS									theoretical besttime: 1:38.674								
1	2:35.045	1:32.712	162	29.226	188	33.107	230		15	1:40.082	43.836	196	26.472	210	29.774	238	250
2	1:43.697	46.096	182	27.142	207	30.459	237	241	16	1:40.790	44.195	186	26.555	211	30.040	237	251
3	1:41.552	44.724	190	26.854	209	29.974	236	241	17	1:40.258	43.980	194	26.388	211	29.890	238	250
4	1:40.563	44.257	194	26.414	211	29.892	237	249	18	1:49.596	44.138	194	26.619	211	38.839	59	251
5	1:49.383	44.204	194	26.589	210	38.590	58	250	19	2:57.658	1:53.603	197	26.467	211	37.588	58	
6	4:42.403	3:42.731	170	28.494	203	31.178	235		20	2:52.996	1:55.406	194	26.624	211	30.966	235	
7	1:40.174	44.688	196	26.088	212	29.398	240	237	21	1:40.335	44.045	196	26.416	211	29.874	237	250
8	1:38.757	43.479	197	25.898	211	29.380	240	251	22	1:40.200	43.826	197	26.497	211	29.877	235	251
9	1:38.952	43.396	197	26.032	211	29.524	239	251	23	1:47.611	43.820	196	26.519	212	37.272	59	250
10	1:47.723	43.791	193	26.310	211	37.622	58	251	24	3:04.740	2:08.412	193	26.495	212	29.833	238	
11	4:27.183	3:28.810	193	28.029	209	30.344	237		25	1:39.611	43.800	194	26.286	211	29.525	239	251
12	1:42.489	44.453	191	26.774	210	31.262	236	250	26	1:39.284	43.648	197	26.208	212	29.428	239	252
13	1:40.374	43.814	196	26.698	211	29.862	236	249	27	2:09.427	53.524	114	31.494	148	44.409	56	251
14	1:40.630	44.173	196	26.568	211	29.889	236	248									

Lap	Time	SE1	SP1	SE2	SP2	SE3	SP3	TSP	Lap	Time	SE1	SP1	SE2	SP2	SE3	SP3	TSP
47 Dontje, NLD / Götz, DEU									theoretical besttime: 1:37.793								
1	2:06.520	1:06.066	155	28.553	204	31.901	231		15	6:47.304	5:49.583	182	27.295	207	30.426	236	
2	1:42.960	45.068	194	26.324	211	31.568	238	241	16	1:39.733	44.057	194	26.191	211	29.485	240	246
3	1:46.847	43.955	196	26.050	212	36.842	58	252	17	1:47.772	44.078	182	30.996	127	32.698	240	251
4	3:41.671	2:45.751	196	26.213	211	29.707	239		18	1:38.122	43.058	200	26.036	213	29.028	241	252
5	1:39.995	43.768	196	26.366	211	29.861	237	250	19	1:37.850	42.888	200	25.925	213	29.037	242	252
6	1:39.740	43.842	195	26.173	211	29.725	238	250	20	1:46.260	43.378	197	26.430	213	36.452	59	254
7	1:39.450	43.575	198	26.249	213	29.626	239	251	21	3:57.072	2:59.334	193	26.452	213	31.286	237	
8	1:39.899	43.750	199	26.339	212	29.810	238	253	22	1:41.302	43.619	196	26.270	213	31.413	236	251
9	1:46.949	43.719	198	26.285	211	36.945	59	252	23	1:39.723	43.619	197	26.182	213	29.922	235	250
10	4:09.279	3:11.475	193	26.500	212	31.304	237		24	1:38.395	43.281	200	25.877	212	29.237	241	250
11	1:39.639	43.690	196	26.429	212	29.520	240	251	25	1:45.600	43.358	197	25.943	213	36.299	59	253
12	1:39.203	43.533	196	26.325	211	29.345	240	252	26	3:00.251	1:55.492	198	28.230	213	36.529	59	
13	1:42.554	43.550	195	26.403	213	32.601	239	252	27	2:58.634	1:53.198	198	26.341	212	39.095	58	
14	1:47.535	43.667	198	26.535	212	37.333	59	253									

Lap	Time	SE1	SP1	SE2	SP2	SE3	SP3	TSP	Lap	Time	SE1	SP1	SE2	SP2	SE3	SP3	TSP
48 Vettel, DEU / Ellis, GBR									theoretical besttime: 1:38.654								
1	2:22.765	1:11.202	139	34.886	126	36.677	201		16	1:40.826	44.222	196	26.524	211	30.080	237	251
2	1:50.631	50.691	180	29.681	186	30.259	237	213	17	1:40.582	44.090	193	26.763	212	29.729	237	251
3	1:39.403	43.826	183	26.256	211	29.321	239	250	18	1:40.214	43.746	196	26.437	211	30.031	239	251
4	1:41.035	43.596	197	25.979	211	31.460	241	252	19	1:48.905	44.551	194	26.888	211	37.466	59	252
5	1:38.906	43.529	195	26.064	210	29.313	241	251	20	2:59.071	1:55.174	195	26.427	212	37.470	58	
6	2:24.509	43.525	198	52.058	124	48.926	59	252	21	4:09.229	3:08.156	158	29.232	189	31.841	205	
7	5:35.304	4:36.704	185	27.593	191	31.007	230		22	1:41.356	45.326	193	26.156	211	29.874	238	202
8	1:41.026	44.530	191	26.563	208	29.933	236	244	23	1:43.138	45.112	188	26.897	209	31.129	233	251
9	1:40.788	44.540	190	26.259	210	29.989	236	250	24	1:39.646	43.760	198	26.343	212	29.543	240	247
10	1:39.459	43.805	195	26.225	211	29.429	239	249	25	1:39.046	43.417	199	26.371	212	29.258	241	251
11	1:46.317	44.750	166	28.341	176	33.226	237	251	26	1:45.971	47.886	166	27.480	205	30.605	239	254
12	1:39.725	43.768	196	26.395	210	29.562	239	250	27	1:39.429	43.637	198	26.267	212	29.525	240	251
13	1:46.941	43.734	192	26.351	210	36.856	59	251	28	1:39.416	43.661	199	26.172	211	29.583	239	251
14	2:52.496	1:55.615	192	26.623	211	30.258	230		29	1:47.886	43.699	199	26.218	212	37.969	58	251
15	1:40.587	44.201	194	26.421	211	29.965	237	246									



ADAC GT Masters

Sector List Free Practice 2



Provisional

Circuit Zandvoort, Length: 4307m

Air temperature: 24.39°C

Track temperature: 25.13°C

Weather condition: Dry

Reg. Nr.: KNAF 0304.19.255

Friday, August 9, 2019 16:35:00

Lap	Time	SE1	SP1	SE2	SP2	SE3	SP3	TSP	Lap	Time	SE1	SP1	SE2	SP2	SE3	SP3	TSP
63 Bortolotti, ITA / Engelhart, DEU									theoretical besttime: 1:38.259								
1	2:45.821	1:37.414	160	28.341	194	40.066	55		13	4:32.109	3:21.756	182	30.933	135	39.420	56	
2	2:52.979	1:56.165	191	26.670	210	30.144	238		14	3:02.281	1:53.603	174	28.916	116	39.762	59	
3	1:39.408	43.829	198	26.033	211	29.546	240	252	15	3:03.815	1:53.287	184	26.934	198	43.594	53	
4	1:47.090	43.595	198	26.297	212	37.198	59	254	16	7:36.357	6:39.934	187	26.482	209	29.941	236	
5	4:05.407	3:09.447	197	26.197	210	29.763	238		17	1:39.654	43.687	197	26.240	210	29.727	238	250
6	1:39.363	43.671	198	26.294	209	29.398	241	251	18	1:39.644	43.549	198	26.309	211	29.786	237	251
7	1:46.114	43.565	198	26.193	211	36.356	59	253	19	1:39.403	43.561	198	26.169	212	29.673	238	251
8	4:21.790	3:18.697	138	27.013	205	36.080	237		20	1:47.720	43.485	198	26.207	211	38.028	57	252
9	1:38.531	43.426	199	25.880	211	29.225	239	251	21	3:31.310	2:34.645	197	26.552	210	30.113	239	
10	1:38.549	43.233	198	26.002	211	29.314	240	252	22	1:41.205	43.906	185	26.928	211	30.371	238	252
11	1:38.341	43.154	198	25.919	212	29.268	241	252	23	1:39.331	43.661	197	26.053	211	29.617	239	251
12	1:45.787	43.217	198	26.027	211	36.543	59	252	24	1:39.103	43.606	199	26.082	211	29.415	241	252

69 Luhr, DEU / Holzer, DEU									theoretical besttime: 1:38.912								
1	2:50.654	1:41.006	184	28.215	193	41.433	58		15	3:17.978	2:16.388	188	31.185	207	30.405	237	
2	2:54.142	1:55.242	191	27.914	164	30.986	237		16	1:39.421	43.813	199	25.974	211	29.634	238	248
3	1:40.866	44.162	193	26.394	210	30.310	234	249	17	1:39.540	43.446	197	26.394	212	29.700	236	249
4	1:41.097	44.321	194	26.670	211	30.106	238	247	18	1:48.082	43.741	194	26.587	211	37.754	58	249
5	1:41.542	44.300	193	26.764	210	30.478	235	246	19	3:42.138	2:41.687	179	27.282	209	33.169	235	
6	1:53.308	46.141	189	28.260	210	38.907	57	247	20	1:41.105	44.420	193	26.339	211	30.346	232	248
7	5:57.314	4:59.310	190	27.255	210	30.749	229		21	1:40.638	44.210	194	26.294	209	30.134	236	246
8	1:42.898	44.641	192	27.644	200	30.613	236	244	22	1:51.047	45.320	189	26.746	210	38.981	56	248
9	1:41.010	44.528	194	26.462	211	30.020	236	248	23	4:09.251	3:09.697	191	28.818	156	30.736	232	
10	1:40.476	44.045	193	26.320	210	30.111	237	248	24	1:40.438	44.175	194	26.334	210	29.929	235	244
11	1:41.002	44.108	194	27.159	211	29.735	237	249	25	1:39.567	43.940	195	26.135	210	29.492	238	248
12	1:40.003	43.829	196	26.398	211	29.776	237	248	26	1:40.323	44.197	197	26.325	211	29.801	239	250
13	1:41.166	44.594	193	26.630	211	29.942	238	249	27	1:40.167	43.920	196	26.406	211	29.841	237	250
14	1:48.538	43.966	195	27.169	210	37.403	58	248	28	1:40.480	43.946	195	26.524	212	30.010	237	249

71 Paul, DEU / Tregurtha, GBR									theoretical besttime: 1:39.518								
1	2:16.542	1:14.984	157	29.007	161	32.551	234		17	1:41.319	44.462	194	26.349	211	30.508	235	247
2	1:40.850	44.734	195	26.302	209	29.814	240	247	18	1:40.737	44.278	196	26.211	211	30.248	236	248
3	1:42.149	44.989	191	26.958	210	30.202	238	251	19	1:40.859	44.063	199	26.606	208	30.190	237	251
4	1:40.585	44.194	195	26.367	211	30.024	240	251	20	1:40.700	44.021	196	26.423	211	30.256	236	250
5	1:42.310	44.198	195	27.671	158	30.441	237	252	21	1:40.613	44.132	196	26.244	212	30.237	236	250
6	1:41.135	44.038	197	26.851	210	30.246	236	251	22	1:49.711	44.153	197	26.798	211	38.760	59	250
7	1:40.483	43.968	196	26.537	209	29.978	238	250	23	2:53.269	1:57.074	196	26.286	212	29.909	237	
8	1:40.826	44.233	195	26.756	210	29.837	236	251	24	1:39.792	43.896	198	26.166	211	29.730	239	250
9	1:40.362	44.171	196	26.424	209	29.767	237	249	25	1:40.262	43.748	197	26.401	212	30.113	239	252
10	1:40.123	44.087	197	26.389	210	29.647	237	250	26	1:40.200	43.964	197	26.299	212	29.937	238	251
11	1:40.247	44.103	197	26.428	210	29.716	238	251	27	1:40.572	44.052	197	26.561	212	29.959	239	251
12	1:47.438	44.003	197	26.448	210	36.987	59	251	28	1:49.265	44.049	198	26.578	212	38.638	59	251
13	3:56.112	2:52.044	133	29.869	172	34.199	224		29	2:50.946	1:53.379	194	26.601	211	30.966	239	
14	1:46.797	47.647	178	27.646	209	31.504	232	224	30	1:43.455	44.052	197	28.677	159	30.726	239	252
15	1:42.282	45.235	191	26.411	211	30.636	235	247	31	1:47.821	44.160	195	26.475	211	37.186	59	251
16	1:42.984	45.851	186	26.621	211	30.512	234	248	32	2:49.719	1:53.728	198	26.387	211	29.604	238	

77 Pommer, DEU / Kirchhöfer, DEU									theoretical besttime: 1:38.738								
1	3:39.711	2:40.798	170	27.741	174	31.172	235		14	1:39.071	43.720	197	25.988	215	29.363	239	248
2	1:40.969	44.572	194	26.430	212	29.967	237	246	15	1:39.122	43.478	195	26.081	214	29.563	239	251
3	1:40.546	44.208	193	26.408	213	29.930	239	250	16	1:46.678	43.515	195	26.055	214	37.108	59	252
4	1:40.085	43.855	198	26.496	213	29.734	239	252	17	2:49.081	1:52.566	196	26.040	214	30.475	240	
5	1:49.147	44.031	195	31.072	119	34.044	237	252	18	1:38.901	43.389	196	26.073	214	29.439	240	252
6	1:52.716	45.022	190	27.541	170	40.153	58	250	19	1:39.058	43.387	197	26.036	214	29.635	240	252
7	6:12.676	5:04.325	147	34.886	122	33.465	229		20	1:53.031	43.390	197	26.395	190	43.246	56	253
8	1:51.229	50.729	185	27.540	211	32.960	235	243	21	6:21.397	5:22.289	182	27.994	208	31.114	236	
9	1:41.224	44.148	189	26.752	212	30.324	236	248	22	1:39.971	43.691	196	26.445	213	29.835	238	249
10	1:39.361	43.655	193	26.084	214	29.622	237	250	23	1:39.386	43.614	197	26.147	214	29.625	238	252
11	1:39.370	43.601	197	26.050	214	29.719	238	251	24	1:46.756	43.770	198	26.222	213	36.764	59	251
12	1:47.036	43.608	196	26.212	214	37.216	59	252	25	2:55.385	1:52.405	195	26.327	213	36.653	59	
13	4:18.781	3:22.582	195	26.229	213	29.970	235										



ADAC GT Masters

Sector List Free Practice 2



Provisional

Reg. Nr.: KNAF 0304.19.255

Friday, August 9, 2019 16:35:00

Circuit Zandvoort, Length: 4307m

Air temperature: 24.39°C

Track temperature: 25.13°C

Weather condition: Dry

Lap	Time	SE1	SP1	SE2	SP2	SE3	SP3	TSP	Lap	Time	SE1	SP1	SE2	SP2	SE3	SP3	TSP
82 Ineichen, CHE / Perera, FRA									theoretical besttime: 1:38.880								
1	2:31.141	1:18.069	148	29.786	175	43.286	58		15	2:51.438	1:51.825	196	29.330	196	30.283	238	
2	3:42.103	2:37.323	190	26.682	206	38.098	59		16	1:39.740	43.806	198	26.262	211	29.672	238	250
3	3:01.668	1:56.158	197	27.659	177	37.851	59		17	1:39.107	43.553	198	26.023	212	29.531	239	251
4	2:59.696	1:54.040	172	27.689	210	37.967	59		18	1:52.513	46.377	178	27.081	209	39.055	59	252
5	2:55.777	1:54.291	198	26.423	208	35.063	235		19	4:28.670	3:31.404	197	26.643	212	30.623	239	
6	1:40.999	44.386	197	26.629	210	29.984	236	250	20	1:39.033	43.377	197	26.176	212	29.480	240	253
7	1:40.382	44.038	196	26.324	210	30.020	236	251	21	1:43.770	44.093	125	28.806	212	30.871	235	254
8	1:49.059	44.140	196	26.473	210	38.446	59	250	22	1:44.787	43.783	195	26.831	172	34.173	240	251
9	3:03.435	2:03.937	176	28.283	206	31.215	235		23	1:48.362	43.961	196	26.554	214	37.847	59	253
10	1:41.875	45.043	198	26.687	209	30.145	237	247	24	3:24.973	2:27.338	171	27.678	211	29.957	237	
11	1:40.018	43.918	198	26.153	210	29.947	229	250	25	1:40.330	43.826	199	26.531	210	29.973	238	252
12	1:43.287	44.531	192	26.718	211	32.038	236	246	26	1:39.517	43.518	200	26.365	213	29.634	240	251
13	1:39.985	43.650	195	26.459	212	29.876	237	250	27	1:39.861	43.929	200	26.093	213	29.839	239	253
14	1:47.407	43.738	198	26.631	210	37.038	59	251	28	1:39.800	43.877	198	26.300	213	29.623	240	252

Lap	Time	SE1	SP1	SE2	SP2	SE3	SP3	TSP	Lap	Time	SE1	SP1	SE2	SP2	SE3	SP3	TSP
99 Perez Companc, ARG / Keilwitz, DEU									theoretical besttime: 1:39.713								
1	3:12.904	1:58.704	135	35.534	154	38.666	151		15	1:43.864	44.385	194	27.103	208	32.376	236	251
2	2:05.395	53.247	180	30.282	121	41.866	59	197	16	1:55.694	48.042	187	28.581	212	39.071	59	251
3	3:05.524	1:55.823	169	28.679	165	41.022	59		17	3:22.641	2:07.132	145	32.291	164	43.218	58	
4	2:50.606	1:54.194	193	26.453	211	29.959	236		18	4:49.403	3:52.128	188	26.626	213	30.649	236	
5	1:40.683	44.190	197	26.568	211	29.925	237	250	19	1:41.354	44.116	193	26.322	213	30.916	237	251
6	1:41.094	44.059	189	27.139	212	29.896	237	251	20	1:44.152	44.267	195	26.352	214	33.533	238	251
7	1:48.522	43.863	198	26.446	212	38.213	59	251	21	1:41.353	43.792	194	26.196	214	31.365	238	252
8	4:03.076	3:07.005	196	26.339	211	29.732	238		22	1:43.636	44.380	196	27.665	190	31.591	238	252
9	1:40.839	43.785	192	26.912	213	30.142	237	252	23	1:45.366	45.031	156	28.579	208	31.756	238	252
10	1:48.153	44.036	195	26.674	213	37.443	59	248	24	1:50.954	44.501	191	27.167	211	39.286	58	253
11	2:55.684	1:55.888	183	28.528	213	31.268	235		25	3:11.272	2:10.971	189	28.976	195	31.325	232	
12	1:46.294	45.407	189	27.520	212	33.367	231	251	26	1:43.285	44.974	193	27.139	190	31.172	235	247
13	1:44.784	45.304	191	26.920	213	32.560	235	247	27	1:43.154	45.325	192	27.276	213	30.553	236	249
14	1:43.624	44.496	192	26.806	213	32.322	236	251									



ADAC GT Masters

Top speed list Free Practice 2



Provisional

Reg. Nr.: KNAF 0304.19.255

Circuit Zandvoort, Length: 4307m

Air temperature: 24.39°C

Track temperature: 25.13°C

Weather condition: Dry

Friday, August 9, 2019 16:35:00

#	Name (NAT)	Team	Car name	Speed	Lap	Race time
14	Jens Klingmann (DEU)	MRS GT-Racing (DEU)	BMW M6 GT3	257.14	24	56:37.920
13	David Jahn (DEU)	RWT Racing (AUT)	Corvette C7 GT3-R	256.53	8	18:56.731
29	Christopher Mies (DEU)	Montaplast by Land-Motorsport (DEU)	Audi R8 LMS GT3	254.71	4	5:26.466
7	Sebastian Asch (DEU)	HB Racing (AUT)	Ferrari 488 GT3	254.71	8	18:42.927
82	Franck Perera (FRA)	ORANGE1 by GRT Grasser (AUT)	Lamborghini Huracan GT3 EVO	254.71	21	46:09.984
48	Fabian Vettel (DEU)	MANN-FILTER Team HTP (DEU)	Mercedes-AMG GT3	254.71	26	52:44.552
63	Mirko Bortolotti (ITA)	ORANGE1 by GRT Grasser (AUT)	Lamborghini Huracan GT3 EVO	254.11	4	7:20.861
33	Frank Stippler (DEU)	Team ISR (CZE)	Audi R8 LMS GT3	254.11	11	26:41.921
47	Maximilian Götz (DEU)	MANN-FILTER Team HTP (DEU)	Mercedes-AMG GT3	254.11	20	42:15.671
28	Ricardo Feller (CHE)	Montaplast by Land-Motorsport (DEU)	Audi R8 LMS GT3	254.11	21	42:35.101
21	Jeroen Bleekemolen (NLD)	Team ZAKSPEED BKK Mobil Oil Racing (DEU)	Mercedes-AMG GT3	253.52	8	15:56.968
20	Mick Wishofer (AUT)	Team ZAKSPEED BKK Mobil Oil Racing (DEU)	Mercedes-AMG GT3	253.52	20	41:35.946
77	Markus Pommer (DEU)	Callaway Competition (DEU)	Corvette C7 GT3-R	253.52	20	42:47.421
99	Ezequiel Perez Companc (ARG)	PROpeak Performance	Aston Martin Vantage AMR GT3	253.52	24	52:37.317
11	Pierre Kaffer (DEU)	EFP Car Collection by TECE	Audi R8 LMS GT3	253.52	28	57:07.835
24	Mike David Ortmann (DEU)	BWT Mücke Motorsport (DEU)	Audi R8 LMS GT3	252.92	5	7:22.249
71	William Tregurtha (GBR)	T3 Motorsport	Audi R8 LMS GT3	252.92	5	7:22.795
1	Thomas Preining (AUT)	Precote Herberth Motorsport (DEU)	Porsche 911 GT3 R	252.92	6	9:03.759
3	Maximilian Hackländer (DEU)	Aust Motorsport (DEU)	Audi R8 LMS GT3	252.92	26	47:24.965
12	Mattia Drudi (ITA)	EFP Car Collection by TECE	Audi R8 LMS GT3	252.92	29	55:50.656
25	Jeffrey Schmidt (CHE)	BWT Mücke Motorsport (DEU)	Audi R8 LMS GT3	252.33	4	7:19.909
19	Michele Beretta (ITA)	ORANGE1 by GRT Grasser (AUT)	Lamborghini Huracan GT3 EVO	252.33	10	23:25.167
2	Maro Engel (DEU)	TOKSPORT WRT (DEU)	Mercedes-AMG GT3	252.33	13	26:58.997
31	Kelvin van der Linde (ZAF)	HCB-Rutronik-Racing	Audi R8 LMS GT3	252.33	11	38:41.368
8	Dennis Marschall (DEU)	HCB-Rutronik-Racing	Audi R8 LMS GT3	252.33	23	49:05.422
36	Marvin Dienst (DEU)	Schütz Motorsport (DEU)	Mercedes-AMG GT3	252.33	26	53:05.468
4	Stephane Tribaudini (FRA)	Aust Motorsport (DEU)	Audi R8 LMS GT3	251.16	4	6:05.197
17	Klaus Bachler (AUT)	KÜS TEAM75 Bernhard (DEU)	Porsche 911 GT3 R	251.16	5	7:39.367
26	Nikolaj Rogivue (CHE)	BWT Mücke Motorsport (DEU)	Audi R8 LMS GT3	250.58	4	7:00.181
69	Marco Holzer (DEU)	Iron Force Racing	Porsche 911 GT3 R	250.58	27	57:06.233
18	Matteo Cairoli (ITA)	KÜS TEAM75 Bernhard (DEU)	Porsche 911 GT3 R	248.84	4	6:39.120