

ADAC Formel 4

Result List Free Practice 2



Provisional

Circuit Zandvoort, Length: 4307m

Air temperature: 24.41°C

Track temperature: 23.12°C

Weather condition: Wet

Reg. Nr.: KNAF 0304.19.255

Friday, August 9, 2019 15:15:00

started : 19 classified : 19 not classified : 0

Nr.	Drivers	Team	Lap	Best Time	Gap	Diff	Kph	Day Time
Cl.	Car	Competitor						
1	44 M.Belov(RUS) ADAC Formel 4	(T) R-ACE GP R-ACE GP	13	1:46.863			145.0	15:44:06
2	62 D.Hauger(NOR) ADAC Formel 4	(T) Van Amersfoort Racing(NLD) Van Amersfoort Racing	11	1:46.973	0.110	0.110	144.9	15:45:42
3	21 T.Pourchaire(FRA) ADAC Formel 4	(T) US Racing - CHRS(DEU) US Racing - CHRS	12	1:47.333	0.470	0.360	144.4	15:45:12
4	14 G.Saucy(SUI) ADAC Formel 4	(T) R-ACE GP R-ACE GP	13	1:47.460	0.597	0.127	144.2	15:45:19
5	5 G.Petecof(BRA) ADAC Formel 4	(T) Prema Powerteam SRL(ITA) Prema Powerteam SRL	12	1:47.620	0.757	0.160	144.0	15:45:22
6	19 H.David(FRA) ADAC Formel 4	R-ACE GP R-ACE GP	12	1:47.627	0.764	0.007	144.0	15:43:51
7	4 N.Krütten(DEU) ADAC Formel 4	(T) Van Amersfoort Racing(NLD) Van Amersfoort Racing	10	1:47.629	0.766	0.002	144.0	15:42:48
8	26 J.Dürksen(PAR) R ADAC Formel 4	(T) ADAC Berlin-Brandenburg e.V.(DEU) ADAC Berlin-Brandenburg e.V.	13	1:48.056	1.193	0.427	143.4	15:45:55
9	28 A.Ghiretti(FRA) ADAC Formel 4	US Racing - CHRS(DEU) US Racing - CHRS	12	1:48.114	1.251	0.058	143.4	15:45:38
10	17 A.Leclerc(MCO) ADAC Formel 4	(T) US Racing - CHRS(DEU) US Racing - CHRS	12	1:48.187	1.324	0.073	143.3	15:44:25
11	3 P.Aron(EST) R ADAC Formel 4	(T) Prema Powerteam SRL(ITA) Prema Powerteam SRL	12	1:48.198	1.335	0.011	143.3	15:45:29
12	11 A.Famularo(VEN) ADAC Formel 4	Prema Powerteam SRL(ITA) Prema Powerteam SRL	11	1:48.507	1.644	0.309	142.8	15:45:34
13	15 L.Toth(HUN) ADAC Formel 4	R-ACE GP R-ACE GP	13	1:48.687	1.824	0.180	142.6	15:46:19
14	7 R.Stanek(CZE) R ADAC Formel 4	US Racing - CHRS(DEU) US Racing - CHRS	12	1:48.834	1.971	0.147	142.4	15:44:13
15	10 O.Rasmussen(DNK) ADAC Formel 4	Prema Powerteam SRL(ITA) Prema Powerteam SRL	12	1:49.005	2.142	0.171	142.2	15:45:27
16	8 L.Alleco Roy(MCO) ADAC Formel 4	Van Amersfoort Racing(NLD) Van Amersfoort Racing	11	1:49.269	2.406	0.264	141.8	15:45:16
17	2 N.Göhler(DEU) R ADAC Formel 4	(T) ADAC Berlin-Brandenburg e.V.(DEU) ADAC Berlin-Brandenburg e.V.	12	1:49.272	2.409	0.003	141.8	15:43:29
18	6 I.Cohen(ISR) ADAC Formel 4	Van Amersfoort Racing(NLD) Van Amersfoort Racing	11	1:50.200	3.337	0.928	140.7	15:44:00
19	16 S.Estner(DEU) ADAC Formel 4	Van Amersfoort Racing(NLD) Van Amersfoort Racing	3	1:57.117	10.254	6.917	132.3	15:24:03

T =nominated for Team Classification

Subject to final scrutineering!

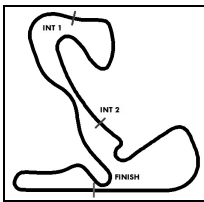
Publication time:	Clerk of the Course: Kees Koning	Timekeeper: Steffen Ruhl
-------------------	----------------------------------	--------------------------

ver: 1.0

www.adac.de/motorsport

Page 1/ 1 printed: 9.8.2019 15:51





ADAC Formel 4

Sector List Free Practice 2



Provisional

Reg. Nr.: KNAF 0304.19.255

Circuit Zandvoort, Length: 4307m
 Air temperature: 24.41°C
 Track temperature: 23.12°C
 Weather condition: Wet

Friday, August 9, 2019 15:15:00

Lap	Time	SE1	SP1	SE2	SP2	SE3	SP3	TSP	Lap	Time	SE1	SP1	SE2	SP2	SE3	SP3	TSP
2 Göhler, DEU									theoretical besttime: 1:49.017								
1	3:19.186	2:08.278	141	34.219	156	36.689	200		8	1:51.718	48.504	177	29.148	187	34.066	207	217
2	1:59.084	51.856	168	31.142	167	36.086	201	206	9	1:52.275	49.088	176	29.217	188	33.970	208	217
3	1:57.545	50.819	171	30.281	184	36.445	190	213	10	1:50.699	48.013	176	29.189	187	33.497	208	218
4	2:07.094	50.887	172	29.851	184	46.356	45	192	11	1:50.340	47.975	178	28.941	188	33.424	210	219
5	3:40.400	1:25.214	85	52.270	57	1:22.916	34		12	1:49.272	47.618	179	28.674	189	32.980	210	219
6	4:18.811	3:14.046	174	30.225	185	34.540	205		13	1:52.969	47.363	179	29.276	187	36.330	154	221
7	1:52.884	49.100	176	29.570	187	34.214	205	216									

3 Aron, EST									theoretical besttime: 1:48.195								
1	2:04.393	58.186	153	30.312	168	35.895	203		7	1:51.708	48.407	173	29.175	187	34.126	210	216
2	2:07.040	49.997	167	29.447	184	47.596	54	211	8	1:51.233	48.428	174	28.825	187	33.980	210	218
3	4:47.416	3:41.145	163	30.612	179	35.659	203		9	1:49.844	47.847	175	28.634	187	33.363	211	218
4	3:05.419	50.022	166	36.096	62	1:39.301	42	213	10	1:49.384	47.618	174	28.642	188	33.124	211	219
5	5:31.946	4:23.080	165	30.400	133	38.466	205		11	1:48.837	47.382	175	28.574	188	32.881	211	219
6	1:53.049	49.334	172	29.240	185	34.475	207	213	12	1:48.198	46.976	175	28.577	188	32.645	211	219

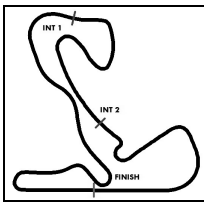
4 Krütten, DEU									theoretical besttime: 1:47.133								
1	2:36.373	1:14.350	133	32.572	154	49.451	54		7	1:50.482	48.154	180	28.532	189	33.796	207	217
2	4:39.447	3:34.751	158	29.855	173	34.841	204		8	1:58.112	47.764	160	28.822	190	41.526	57	218
3	1:53.482	49.591	179	28.989	187	34.902	190	215	9	3:04.451	2:01.776	151	29.748	188	32.927	209	
4	3:07.535	49.180	179	57.539	53	1:20.816	54	206	10	1:47.629	46.884	184	28.362	190	32.383	210	218
5	4:59.977	3:57.601	177	28.822	188	33.554	207		11		46.388	183					220
6	1:50.755	48.223	181	28.745	190	33.787	207	217									

5 Petecof, BRA									theoretical besttime: 1:47.532								
1	2:20.527	1:06.468	140	35.250	127	38.809	162		7	1:50.955	48.273	177	29.100	188	33.582	210	218
2	2:18.303	56.091	137	33.175	172	49.037	49	175	8	1:50.053	47.915	178	28.742	189	33.396	212	219
3	4:27.102	3:12.236	153	33.681	154	41.185	176		9	1:58.433	51.579	169	31.406	150	35.448	212	221
4	3:19.565	1:02.195	103	57.546	54	1:19.824	53	177	10	1:48.623	47.507	179	28.377	189	32.739	211	220
5	5:00.032	3:54.821	163	29.805	185	35.406	203		11	1:47.982	46.821	180	28.560	187	32.601	210	220
6	1:53.047	49.507	174	29.331	186	34.209	208	208	12	1:47.620	46.691	179	28.465	188	32.464	214	220

6 Cohen, ISR									theoretical besttime: 1:49.529								
1	2:39.217	1:13.075	122	32.989	158	53.153	48		7	1:51.487	48.517	179	29.064	190	33.906	208	220
2	4:58.843	3:52.645	160	31.046	149	35.152	206		8	1:50.657	48.277	180	28.994	188	33.386	211	220
3	1:54.180	49.673	169	29.970	180	34.537	205	217	9	1:50.915	47.930	181	29.013	188	33.972	209	222
4	3:18.715	58.207	118	1:01.655	54	1:18.853	45	217	10	1:50.547	48.002	178	29.105	188	33.440	210	220
5	5:01.902	3:57.725	171	29.685	174	34.492	208		11	1:50.200	47.887	176	29.223	189	33.090	210	219
6	1:53.444	49.280	162	29.890	188	34.274	210	219	12	1:50.218	47.484	179	29.683	185	33.051	211	220

7 Stanek, CZE									theoretical besttime: 1:48.214								
1	2:46.934	1:20.184	151	32.881	143	53.869	46		8	1:52.663	48.583	177	29.105	186	34.975	207	218
2	2:49.216	1:44.382	173	29.676	178	35.158	207		9	1:50.670	48.247	179	28.670	188	33.753	207	218
3	1:54.342	50.006	174	29.592	184	34.744	207	213	10	1:49.836	47.722	180	28.531	188	33.583	210	219
4	1:53.153	49.532	176	29.142	187	34.479	205	216	11	1:49.049	47.412	182	28.659	189	32.978	210	219
5	3:10.753	50.738	144	1:02.257	64	1:17.758	50	217	12	1:48.834	47.090	180	28.606	188	33.138	208	219
6	5:35.932	4:31.938	175	29.715	183	34.279	206		13	1:49.946	47.291	180	30.062	186	32.593	211	219
7	1:51.413	48.698	171	28.881	189	33.834	209	214									

8 Alleco Roy, MCO									theoretical besttime: 1:49.257								
1	2:41.335	1:00.809	157	31.054	182	1:09.472	45		7	1:51.219	48.462	178	29.121	190	33.636	209	219
2	4:33.044	3:29.185	173	29.550	187	34.309	207		8	1:54.996	48.525	180	29.387	188	37.084	208	219
3	1:54.806	49.513	177	29.216	188	36.077	180	218	9	1:59.356	48.296	179	29.332	189	41.728	54	219
4	3:09.872	50.504	178	57.274	51	1:22.094	53	199	10	3:10.269	2:08.053	181	28.999	188	33.217	209	
5	5:15.296	4:11.862	174	29.253	188	34.181	207		11	1:49.269	47.430	181	29.011	187	32.828	211	219
6	1:56.863	48.714	178	32.205	150	35.944	207	218									



ADAC Formel 4

Sector List Free Practice 2



Provisional

Circuit Zandvoort, Length: 4307m

Air temperature: 24.41°C

Track temperature: 23.12°C

Weather condition: Wet

Reg. Nr.: KNAF 0304.19.255

Friday, August 9, 2019 15:15:00

Lap	Time	SE1	SP1	SE2	SP2	SE3	SP3	TSP	Lap	Time	SE1	SP1	SE2	SP2	SE3	SP3	TSP
10	Rasmussen, DNK									theoretical besttime: 1:48.824							
1	2:45.818	1:15.555	126	35.935	134	54.328	42		7	1:51.609	48.698	174	29.100	187	33.811	210	217
2	4:33.284	3:27.013	164	30.035	181	36.236	208		8	1:54.782	52.391	169	28.983	187	33.408	210	216
3	1:54.226	50.426	167	29.153	187	34.647	207	208	9	1:50.626	48.452	173	28.784	187	33.390	210	219
4	3:09.611	49.673	168	56.844	52	1:23.094	50	217	10	1:50.102	48.238	171	28.733	188	33.131	209	219
5	5:06.633	3:58.081	168	29.801	184	38.751	205		11	1:49.266	47.581	175	28.731	187	32.954	209	219
6	1:52.271	49.106	172	28.983	187	34.182	209	215	12	1:49.005	47.151	176	28.912	187	32.942	210	219

11	Famularo, VEN									theoretical besttime: 1:48.259							
1	2:24.014	1:15.061	137	32.252	159	36.701	202		7	1:52.784	49.111	173	29.359	185	34.314	208	218
2	2:11.601	52.957	146	31.617	171	47.027	52	194	8	2:02.491	48.996	173	29.278	183	44.217	53	218
3	4:43.021	3:26.230	158	34.990	80	41.801	205		9	3:41.044	2:21.045	172	41.113	109	38.886	208	
4	3:10.320	50.624	144	58.745	59	1:20.951	52	208	10	1:49.404	47.593	176	28.942	185	32.869	211	217
5	4:57.985	3:53.291	165	29.755	184	34.939	207		11	1:48.507	47.072	179	29.190	187	32.245	212	219
6	1:53.161	49.343	171	29.387	187	34.431	208	213									

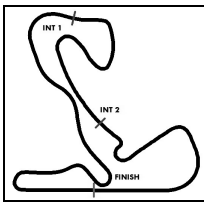
14	Saucy, SUI									theoretical besttime: 1:47.006							
1	2:43.389	1:35.748	155	31.762	159	35.879	197		8	1:53.196	48.463	182	28.291	192	36.442	209	219
2	1:59.655	53.610	163	30.819	147	35.226	206	207	9	1:49.355	47.776	183	28.217	192	33.362	210	220
3	1:52.156	49.296	177	28.775	187	34.085	207	216	10	1:49.243	47.386	177	28.451	189	33.406	208	220
4	1:51.550	49.131	178	28.514	188	33.905	209	219	11	1:48.067	47.228	182	28.125	192	32.714	210	220
5	2:12.460	48.692	179	28.564	189	55.204	43	219	12	1:47.607	46.884	182	28.196	191	32.527	212	221
6	6:53.807	5:47.007	166	30.376	176	36.424	205		13	1:47.460	46.495	182	28.579	189	32.386	211	222
7	1:50.754	48.599	181	28.293	190	33.862	208	216									

15	Toth, HUN									theoretical besttime: 1:48.366							
1	2:48.644	1:38.217	148	32.707	152	37.720	199		8	1:52.536	48.979	175	29.414	188	34.143	207	216
2	1:59.041	51.592	160	30.944	180	36.505	202	196	9	1:53.664	48.759	178	31.194	174	33.711	208	217
3	1:58.765	51.668	166	30.752	173	36.345	201	213	10	1:50.660	48.123	178	29.079	188	33.458	209	219
4	1:56.223	50.686	172	29.986	185	35.551	204	213	11	1:49.722	47.568	180	28.971	189	33.183	208	219
5	2:34.916	50.103	174	29.834	187	1:14.979	55	215	12	1:49.175	47.481	180	28.772	186	32.922	209	219
6	7:02.103	5:55.928	167	30.437	177	35.738	203		13	1:48.687	47.148	180	29.093	187	32.446	212	219
7	1:54.407	49.922	170	29.667	188	34.818	206	214									

16	Estner, DEU									theoretical besttime: 1:56.257							
1	2:49.090	1:22.226	153	32.267	130	54.597	45		3	1:57.117	50.589	171	30.072	184	36.456	203	210
2	4:16.839	3:10.543	153	30.700	173	35.596	203		4								212

17	Leclerc, MCO									theoretical besttime: 1:48.187							
1	2:44.186	1:16.399	129	32.479	156	55.308	44		8	1:50.291	48.269	178	28.698	188	33.324	208	216
2	2:40.750	1:36.269	170	29.675	175	34.806	205		9	1:49.848	47.750	179	28.903	187	33.195	209	219
3	1:53.383	49.723	175	29.191	181	34.469	208	208	10	1:49.068	47.375	181	28.695	188	32.998	209	220
4	1:53.120	49.381	176	29.294	172	34.445	207	214	11	1:48.526	47.257	180	28.739	189	32.530	209	219
5	3:09.655	50.238	174	56.579	49	1:22.838	53	216	12	1:48.187	47.139	180	28.687	187	32.361	208	219
6	6:06.170	4:56.744	173	31.567	92	37.859	206		13	1:52.053	47.176	179	30.357	183	34.520	203	219
7	1:51.295	48.936	177	28.768	187	33.591	208	208									

19	David, FRA									theoretical besttime: 1:47.390							
1	2:43.898	1:36.867	165	31.469	167	35.562	203		8	1:50.837	48.597	180	28.600	189	33.640	207	218
2	1:53.150	49.970	177	29.093	187	34.087	208	210	9	1:50.372	48.292	179	28.426	188	33.654	209	217
3	1:52.165	49.120	179	29.079	187	33.966	208	218	10	1:49.265	47.783	180	28.401	189	33.081	209	219
4	1:51.947	49.080	178	28.813	187	34.054	207	218	11	1:48.291	47.307	183	28.214	189	32.770	209	219
5	2:00.295	48.858	180	28.991	187	42.446	53	217	12	1:47.627	46.661	182	28.276	188	32.690	210	219
6	7:18.486	6:15.419	175	28.940	187	34.127	207		13	1:47.648	46.563	182	28.472	189	32.613	212	220
7	2:04.675	1:00.815	115	29.894	187	33.966	208	216									



ADAC Formel 4

Sector List Free Practice 2



Provisional

Circuit Zandvoort, Length: 4307m

Air temperature: 24.41°C

Track temperature: 23.12°C

Weather condition: Wet

Reg. Nr.: KNAF 0304.19.255

Friday, August 9, 2019 15:15:00

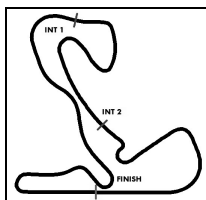
Lap	Time	SE1	SP1	SE2	SP2	SE3	SP3	TSP	Lap	Time	SE1	SP1	SE2	SP2	SE3	SP3	TSP
21	Pourchaire, FRA								theoretical besttime: 1:47.333								
1	2:42.499	1:16.784	129	31.738	159	53.977	46		7	1:51.015	48.463	179	28.895	188	33.657	207	217
2	2:33.543	1:29.245	174	29.873	182	34.425	209		8	1:50.138	48.126	180	28.586	188	33.426	210	218
3	1:52.666	49.207	175	29.444	187	34.015	210	219	9	1:49.243	47.556	180	28.630	188	33.057	210	219
4	1:52.549	48.842	176	29.229	184	34.478	210	219	10	1:57.853	47.672	181	32.167	147	38.014	182	220
5	3:04.195	48.850	177	39.121	64	1:36.224	44	219	11	1:58.612	54.627	158	31.110	188	32.875	211	189
6	6:52.403	5:49.154	177	29.290	188	33.959	207		12	1:47.333	46.280	182	28.405	189	32.648	211	221

26	Dürksen, PAR								theoretical besttime: 1:48.056								
1	2:46.032	1:36.339	152	33.436	152	36.257	185		8	1:50.516	48.279	179	28.743	189	33.494	209	219
2	1:58.026	51.988	158	30.782	157	35.256	212	182	9	1:50.181	47.794	179	28.866	188	33.521	210	219
3	1:52.948	49.647	168	29.425	186	33.876	211	220	10	1:56.325	47.832	179	29.737	118	38.756	208	219
4	1:52.039	49.017	174	29.082	186	33.940	212	220	11	1:49.287	47.429	180	28.772	188	33.086	210	218
5	2:15.301	48.548	175	29.189	187	57.564	44	221	12	1:50.721	47.153	180	28.855	187	34.713	209	219
6	7:11.304	6:07.384	172	29.903	168	34.017	207		13	1:48.056	46.854	179	28.696	188	32.506	211	219
7	1:54.043	48.647	170	29.024	183	36.372	210	217									

28	Ghiretti, FRA								theoretical besttime: 1:48.114								
1	2:29.879	1:19.250	143	32.057	155	38.572	196		7	1:50.765	48.635	176	28.836	188	33.294	208	218
2	2:07.211	51.622	165	30.369	158	45.220	52	181	8	1:50.045	47.738	173	28.944	188	33.363	210	218
3	4:08.415	3:04.968	172	28.950	181	34.497	207		9	1:49.266	47.478	180	28.742	188	33.046	209	219
4	2:37.949	48.958	172	29.238	188	1:19.753	54	214	10	1:48.867	47.170	180	28.773	190	32.924	209	219
5	6:20.307	5:17.524	177	29.144	187	33.639	207		11	1:56.535	48.109	164	34.927	149	33.499	210	219
6	1:50.907	48.498	177	28.736	186	33.673	207	214	12	1:48.114	46.799	180	28.639	188	32.676	210	219

44	Belov, RUS								theoretical besttime: 1:46.597								
1	2:37.920	1:27.957	130	34.021	146	35.942	206		8	1:50.252	48.443	180	28.315	190	33.494	209	216
2	1:53.339	49.958	177	29.194	187	34.187	208	213	9	1:49.936	48.070	182	28.090	185	33.776	208	218
3	1:52.263	49.304	177	28.960	188	33.999	208	218	10	1:49.013	47.786	181	28.132	189	33.095	209	219
4	1:50.855	48.663	180	28.536	189	33.656	210	219	11	1:48.434	47.395	181	28.137	190	32.902	210	220
5	1:49.914	47.993	180	28.246	190	33.675	207	220	12	1:47.585	46.855	183	27.971	191	32.759	212	219
6	4:34.133	2:10.826	58	1:02.061	58	1:21.246	52	204	13	1:46.863	46.415	183	28.052	189	32.396	213	220
7	3:34.977	2:32.268	179	28.803	187	33.906	205		14	1:47.818	46.230	181	28.835	169	32.753	210	220

62	Hauger, NOR								theoretical besttime: 1:46.662								
1	2:40.496	1:15.945	133	32.203	161	52.348	44		7	1:50.628	48.113	174	28.797	191	33.718	209	219
2	4:42.199	3:36.567	173	30.566	164	35.066	199		8	1:49.935	47.808	180	28.800	189	33.327	210	220
3	1:53.606	49.808	174	29.312	186	34.486	208	205	9	1:58.478	47.938	179	28.776	188	41.764	54	221
4	3:08.462	50.175	172	55.806	53	1:22.481	53	219	10	3:09.901	2:07.223	181	28.142	188	34.536	211	
5	5:50.760	4:47.132	176	29.388	186	34.240	208		11	1:46.973	46.138	182	28.453	189	32.382	213	221
6	1:50.894	48.532	178	28.752	189	33.610	209	218									



ADAC Formel 4

Top speed list Free Practice 2



Provisional

Reg. Nr.: KNAF 0304.19.255

Friday, August 9, 2019 15:15:00

Circuit Zandvoort, Length: 4307m

Air temperature: 24.41°C

Track temperature: 23.12°C

Weather condition: Wet

#	Name (NAT)	Team	Car name	Speed	Lap	Race time
14	Gregoire Saucy (SUI)	R-ACE GP	ADAC Formel 4	222.68	13	28:34.263
6	Ido Cohen (ISR)	Van Amersfoort Racing (NLD)	ADAC Formel 4	222.22	9	23:31.472
21	Theo Pourchaire (FRA)	US Racing - CHRS (DEU)	ADAC Formel 4	221.76	12	28:27.745
26	Joshua Dürksen (PAR)	ADAC Berlin-Brandenburg e.V. (DEU)	ADAC Formel 4	221.31	5	8:32.080
5	Gianluca Petecof (BRA)	Prema Powerteam SRL (ITA)	ADAC Formel 4	221.31	9	23:02.612
62	Dennis Hauger (NOR)	Van Amersfoort Racing (NLD)	ADAC Formel 4	221.31	9	23:50.010
2	Nico Göhler (DEU)	ADAC Berlin-Brandenburg e.V. (DEU)	ADAC Formel 4	221.31	13	28:32.353
44	Michael Belov (RUS)	R-ACE GP	ADAC Formel 4	220.85	5	8:17.426
19	Hadrien David (FRA)	R-ACE GP	ADAC Formel 4	220.85	13	28:54.048
17	Arthur Leclerc (MCO)	US Racing - CHRS (DEU)	ADAC Formel 4	220.40	10	24:01.754
4	Niklas Krütten (DEU)	Van Amersfoort Racing (NLD)	ADAC Formel 4	220.40	11	27:51.290
15	Laszlo Toth (HUN)	R-ACE GP	ADAC Formel 4	219.95	10	24:03.353
3	Paul Aron (EST)	Prema Powerteam SRL (ITA)	ADAC Formel 4	219.95	12	28:43.312
11	Alessandro Famularo (VEN)	Prema Powerteam SRL (ITA)	ADAC Formel 4	219.95	11	28:48.868
28	Alessandro Ghiretti (FRA)	US Racing - CHRS (DEU)	ADAC Formel 4	219.95	12	28:53.199
8	Lucas Alleco Roy (MCO)	Van Amersfoort Racing (NLD)	ADAC Formel 4	219.51	7	19:34.280
10	Oliver Rasmussen (DNK)	Prema Powerteam SRL (ITA)	ADAC Formel 4	219.51	10	25:01.912
7	Roman Stanek (CZE)	US Racing - CHRS (DEU)	ADAC Formel 4	219.06	10	23:48.144
16	Sebastian Estner (DEU)	Van Amersfoort Racing (NLD)	ADAC Formel 4	212.59	4	9:06.195