



# ADAC GT4 Germany

## Result List Free Practice 2



Provisional

Circuit Zandvoort, Length: 4307m

Air temperature: 21.04°C

Track temperature: 19.97°C

Weather condition: Wet

Reg. Nr.: KNAF 0304.19.255

Friday, August 9, 2019 12:55:00

started : 25      classified : 25      not classified : 0

Nr.	Drivers	Team	Lap	Best Time	Gap	Diff	Kph	Day Time
Cl.	Car	Competitor						
1	23 L.Kraihamer(AUT)/R.Kofler(AUT) KTM X-Bow GT4	True Racing True Racing	8	1:55.843			133.8	13:12:56
2	99 H.Owega(DEU)/J.Owega(DEU) J Mercedes-AMG GT4	GetSpeed Performance GetSpeed Performance	17	1:55.974	0.131	0.131	133.6	13:35:03
3	22 J.Kasperlik(DEU)/L.Kern(DEU) T Porsche Cayman GT4	Team Allied-Racing(DEU) Team Allied-Racing	6	1:56.188	0.345	0.214	133.4	13:07:50
4	7 M.Zug(DEU)/G.Piana(ITA) J BMW M4 GT4	RN Vision STS(DEU) RN Vision STS	5	1:56.217	0.374	0.029	133.4	13:07:53
5	24 M.Siljehaug(NOR)/E.Angermayr(AUT) J KTM X-Bow GT4	Felbermayr Reiter(DEU) Felbermayr Reiter	17	1:56.256	0.413	0.039	133.3	13:45:22
6	17 H.Hadergasser(DEU)/H.Still(DEU) T Porsche Cayman GT4	KÜS TEAM75 Bernhard(DEU) KÜS TEAM75 Bernhard	4	1:56.343	0.500	0.087	133.2	13:04:04
7	77 T.Heinemann(DEU)/L.Wankmüller(DEU) J Mercedes-AMG GT4	HP Racing International(DEU) HP Racing International	7	1:56.632	0.789	0.289	132.9	13:10:27
8	36 M.Suabo(DEU)/M.Lauck(DEU) T Mercedes-AMG GT4	Schütz Motorsport(DEU) Schütz Motorsport	2	1:56.657	0.814	0.025	132.9	12:59:29
9	15 F.Kovac(CRO)/T.Tekaht(DEU) T BMW M4 GT4	MRS Besagroup Racing MRS Besagroup Racing	21	1:56.778	0.935	0.121	132.7	13:46:16
10	21 C.Schöll(AUT)/G.van Parijs(BEL) Porsche Cayman GT4	Team Allied-Racing(DEU) Team Allied-Racing	17	1:56.847	1.004	0.069	132.6	13:37:57
11	6 M.Lungstrass(DEU)/M.Beckhusen(DEU) J Audi R8 LMS GT4	Racing One(DEU) Racing One	6	1:56.915	1.072	0.068	132.6	13:07:56
12	18 D.Griessner(AUT)/A.Rabindra(IND) Aston Martin Vantage AMR GT4	PROpeak Performance PROpeak Performance	20	1:56.933	1.090	0.018	132.5	13:46:11
13	11 O.Mayer(DEU)/J.Springob(DEU) J Mercedes-AMG GT4	Bremotion Bremotion	23	1:56.986	1.143	0.053	132.5	13:51:27
14	48 L.Trefz(DEU)/M.Haber(AUS) J Mercedes-AMG GT4	Leipert Motorsport Leipert Motorsport	4	1:57.049	1.206	0.063	132.4	13:05:30
15	33 M.Benyahia(MAR)/C.Fagg(GBR) J McLaren 570s GT4	Team GT Team GT	12	1:57.219	1.376	0.170	132.2	13:22:33
16	19 J.Viebahn(DEU)/J.Lappalainen(FIN) T Aston Martin Vantage AMR GT4	PROpeak Performance PROpeak Performance	9	1:57.282	1.439	0.063	132.2	13:18:50
17	5 N.Rindlisbacher(CHE)/P.Stalidzane(DEU) J Audi R8 LMS GT4	Racing One(DEU) Racing One	12	1:57.287	1.444	0.005	132.1	13:22:39
18	14 S.Grotstollen(DEU)/G.Braun(DEU) T BMW M4 GT4	MRS Besagroup Racing MRS Besagroup Racing	10	1:57.884	2.041	0.597	131.5	13:15:26
19	3 M.Fischer(AUT)/C.Hürtgen(DEU) BMW M4 GT4	Hofor Racing by Bonk Motorsport Hofor Racing by Bonk Motorsport	8	1:58.204	2.361	0.320	131.1	13:13:47
20	94 A.Valente(CHE)/F.von der Laden(DEU) McLaren 570s GT4	Team GT Team GT	23	1:58.205	2.362	0.001	131.1	13:47:18
21	2 M.Schrey(DEU)/T.Jäger(AUT) BMW M4 GT4	Hofor Racing by Bonk Motorsport Hofor Racing by Bonk Motorsport	19	1:58.212	2.369	0.007	131.1	13:44:40
22	69 P.Dörr(DEU)/D.Trebing(USA) J McLaren 570s GT4	Dörr Motorsport Dörr Motorsport	4	1:58.492	2.649	0.280	130.8	13:04:12
23	55 C.Danner(DEU)/B.Laber(DEU) T McLaren 570s GT4	Team GT Team GT	18	1:58.787	2.944	0.295	130.5	13:39:00
24	66 F.Dziwok(POL)/F.Leib(DEU) T Porsche Cayman GT4	HP Racing International(DEU) HP Racing International	22	1:58.990	3.147	0.203	130.3	13:47:09
25	59 F.Martin-Dye(GBR)/T.Krebs(DNK) McLaren 570s GT4	Dörr Motorsport Dörr Motorsport	2	2:23.655	27.812	24.665	107.9	13:00:16

Subject to final scrutineering!



# ADAC GT4 Germany

## Result List Free Practice 2

Provisional

Reg. Nr.: KNAF 0304.19.255

Friday, August 9, 2019 12:55:00



Circuit Zandvoort, Length: 4307m

Air temperature: 21.04°C

Track temperature: 19.97°C

Weather condition: Wet

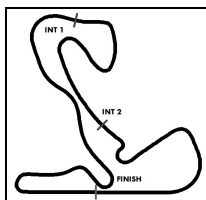
started : 25      classified : 25      not classified : 0

Nr. Drivers	Team	Lap	Best Time	Gap	Diff	Kph	Day Time
Cl. Car	Competitor						

Publication time:

Clerk of the Course: Kees Koning

Timekeeper: Steffen Ruhl



# ADAC GT4 Germany

## Class Result List Free Practice 2



Provisional

Circuit Zandvoort, Length: 4307m

Air temperature: 21.04°C

Track temperature: 19.97°C

Weather condition: Wet

Reg. Nr.: KNAF 0304.19.255

Friday, August 9, 2019 12:55:00

started : 25      classified : 25      not classified : 0

Nr.	Drivers Car	Team Competitor	Lap	Best Time	Gap	Diff	Kph	Day Time
-----	----------------	--------------------	-----	-----------	-----	------	-----	----------

### CLASS: Junior

Started: 10      Classified: 10      Not Classified: 0

1	99 H.Owega(DEU)/J.Owega(DEU) Mercedes-AMG GT4	GetSpeed Performance GetSpeed Performance	17	1:55.974			133.6	13:35:03
2	7 M.Zug(DEU)/G.Piana(ITA) BMW M4 GT4	RN Vision STS(DEU) RN Vision STS	5	1:56.217	0.243	0.243	133.4	13:07:53
3	24 M.Siljehaug(NOR)/E.Angermayr(AUT) KTM X-Bow GT4	Felbermayr Reiter(DEU) Felbermayr Reiter	17	1:56.256	0.282	0.039	133.3	13:45:22
4	77 T.Heinemann(DEU)/L.Wankmüller(DEU) Mercedes-AMG GT4	HP Racing International(DEU) HP Racing International	7	1:56.632	0.658	0.376	132.9	13:10:27
5	6 M.Lungstrass(DEU)/M.Beckhusen(DEU) Audi R8 LMS GT4	Racing One(DEU) Racing One	6	1:56.915	0.941	0.283	132.6	13:07:56
6	11 O.Mayer(DEU)/J.Springob(DEU) Mercedes-AMG GT4	Bremotion Bremotion	23	1:56.986	1.012	0.071	132.5	13:51:27
7	48 L.Trefz(DEU)/M.Haber(AUS) Mercedes-AMG GT4	Leipert Motorsport Leipert Motorsport	4	1:57.049	1.075	0.063	132.4	13:05:30
8	33 M.Benyahia(MAR)/C.Fagg(GBR) McLaren 570s GT4	Team GT Team GT	12	1:57.219	1.245	0.170	132.2	13:22:33
9	5 N.Rindlisbacher(CHE)/P.Stalidzane(DEU) Audi R8 LMS GT4	Racing One(DEU) Racing One	12	1:57.287	1.313	0.068	132.1	13:22:39
10	69 P.Dörr(DEU)/D.Trebing(USA) McLaren 570s GT4	Dörr Motorsport Dörr Motorsport	4	1:58.492	2.518	1.205	130.8	13:04:12

### CLASS: Trophy

Started: 10      Classified: 10      Not Classified: 0

1	22 J.Kasperlik(DEU)/L.Kern(DEU) Porsche Cayman GT4	Team Allied-Racing(DEU) Team Allied-Racing	6	1:56.188			133.4	13:07:50
2	17 H.Hadergasser(DEU)/H.Still(DEU) Porsche Cayman GT4	KÜS TEAM75 Bernhard(DEU) KÜS TEAM75 Bernhard	4	1:56.343	0.155	0.155	133.2	13:04:04
3	36 M.Suabo(DEU)/M.Lauck(DEU) Mercedes-AMG GT4	Schütz Motorsport(DEU) Schütz Motorsport	2	1:56.657	0.469	0.314	132.9	12:59:29
4	15 F.Kovac(CRO)/T.Tekaatt(DEU) BMW M4 GT4	MRS Besagroup Racing MRS Besagroup Racing	21	1:56.778	0.590	0.121	132.7	13:46:16
5	6 M.Lungstrass(DEU)/M.Beckhusen(DEU) Audi R8 LMS GT4	Racing One(DEU) Racing One	6	1:56.915	0.727	0.137	132.6	13:07:56
6	11 O.Mayer(DEU)/J.Springob(DEU) Mercedes-AMG GT4	Bremotion Bremotion	23	1:56.986	0.798	0.071	132.5	13:51:27
7	19 J.Viebahn(DEU)/J.Lappalainen(FIN) Aston Martin Vantage AMR GT4	PROpeak Performance PROpeak Performance	9	1:57.282	1.094	0.296	132.2	13:18:50
8	14 S.Grotstollen(DEU)/G.Braun(DEU) BMW M4 GT4	MRS Besagroup Racing MRS Besagroup Racing	10	1:57.884	1.696	0.602	131.5	13:15:26
9	55 C.Danner(DEU)/B.Laber(DEU) McLaren 570s GT4	Team GT Team GT	18	1:58.787	2.599	0.903	130.5	13:39:00
10	66 F.Dziwok(POL)/F.Leib(DEU) Porsche Cayman GT4	HP Racing International(DEU) HP Racing International	22	1:58.990	2.802	0.203	130.3	13:47:09

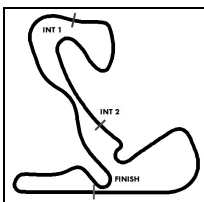
Subject to final scrutineering!

Publication time:	Clerk of the Course: Kees Koning	Timekeeper: Steffen Ruhl
-------------------	----------------------------------	--------------------------

ver: 1.0

www.adac.de/motorsport

Page 1/ 1 printed: 9.8.2019 13:58



# ADAC GT4 Germany

## Sector List Free Practice 2



Provisional

Circuit Zandvoort, Length: 4307m

Air temperature: 21.04°C

Track temperature: 19.97°C

Weather condition: Wet

Reg. Nr.: KNAF 0304.19.255

Friday, August 9, 2019 12:55:00

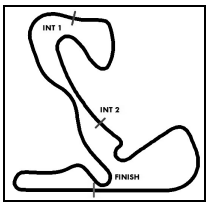
Lap	Time	SE1	SP1	SE2	SP2	SE3	SP3	TSP	Lap	Time	SE1	SP1	SE2	SP2	SE3	SP3	TSP
<b>2 Schrey, DEU / Jäger, AUT</b>									<b>theoretical besttime: 1:57.982</b>								
1	2:20.545	1:12.082	147	32.041	173	36.422	206		13	4:55.096	2:52.851	70	55.468	73	1:06.777	58	
2	1:59.386	52.471	160	31.314	183	35.601	210	198	14	3:35.790	2:28.672	164	30.997	182	36.121	210	
3	1:59.739	52.500	165	31.190	183	36.049	208	204	15	1:58.479	52.183	166	<b>30.776</b>	<b>191</b>	<b>35.520</b>	<b>210</b>	209
4	1:59.831	52.303	165	31.297	185	36.231	206	210	16	1:58.658	51.961	167	31.021	189	35.676	209	216
5	2:03.284	54.533	165	32.549	183	36.202	209	179	17	2:07.263	52.210	165	30.996	190	44.057	57	214
6	2:09.072	52.570	165	31.428	182	45.074	54	209	18	5:21.943	4:13.746	154	32.218	184	35.979	210	
7	3:34.599	2:19.899	168	30.938	182	43.762	57		19	<b>1:58.212</b>	51.772	164	30.824	190	35.616	209	221
8	3:27.744	2:21.348	168	30.828	187	35.568	<b>211</b>		20	1:58.793	51.903	164	31.113	191	35.777	210	218
9	1:58.363	<b>51.686</b>	168	31.075	186	35.602	211	215	21	2:07.604	52.077	166	31.235	189	44.292	57	223
10	1:58.573	51.866	166	30.801	189	35.906	210	220	22	4:07.605	3:01.032	163	30.828	188	35.745	210	
11	1:58.436	51.819	165	30.945	189	35.672	211	218	23	1:58.679	51.896	169	31.005	191	35.778	210	216
12	2:15.468	51.909	166	31.622	157	51.937	59	220	24	2:06.994	51.815	168	31.399	190	43.780	54	<b>223</b>

Lap	Time	SE1	SP1	SE2	SP2	SE3	SP3	TSP	Lap	Time	SE1	SP1	SE2	SP2	SE3	SP3	TSP
<b>3 Fischer, AUT / Hürtgen, DEU</b>									<b>theoretical besttime: 1:58.204</b>								
1	2:20.876	1:12.446	158	31.999	177	36.431	208		12	2:09.635	52.475	167	31.139	177	46.021	52	217
2	2:01.031	52.628	159	31.551	179	36.852	207	207	13	8:34.222	7:27.131	163	31.224	187	35.867	210	
3	2:00.145	52.765	162	31.405	173	35.975	208	204	14	2:00.302	52.805	163	31.265	187	36.232	209	208
4	2:09.270	52.498	163	31.584	181	45.188	55	211	15	2:00.534	52.873	164	31.507	187	36.154	210	218
5	4:16.523	3:09.189	166	30.998	186	36.336	<b>210</b>		16	2:11.884	54.257	161	32.205	182	45.422	54	<b>223</b>
6	1:58.891	52.069	164	30.947	189	35.875	209	208	17	3:35.568	2:28.178	158	31.377	188	36.013	210	
7	2:01.783	53.328	164	30.895	187	37.560	209	214	18	2:01.092	53.314	159	31.397	184	36.381	210	213
8	<b>1:58.204</b>	<b>51.671</b>	<b>169</b>	<b>30.794</b>	<b>189</b>	<b>35.739</b>	210	213	19	2:00.225	52.924	162	31.339	186	35.962	210	204
9	2:06.488	51.807	165	30.983	180	43.698	58	219	20	2:09.541	52.943	163	31.305	174	45.293	57	212
10	3:16.884	2:09.800	165	31.088	183	35.996	208		21	3:45.604	2:26.738	159	34.381	186	44.485	59	
11	1:58.846	51.716	168	31.121	182	36.009	210	220									

Lap	Time	SE1	SP1	SE2	SP2	SE3	SP3	TSP	Lap	Time	SE1	SP1	SE2	SP2	SE3	SP3	TSP
<b>5 Rindlisbacher, CHE / Stalidzane, DEU</b>									<b>theoretical besttime: 1:57.096</b>								
1	2:49.874	1:37.802	157	32.181	150	39.891	205		13	3:04.510	1:28.434	164	32.149	164	1:03.927	51	<b>225</b>
2	2:00.894	53.968	164	30.975	179	35.951	210	217	14	6:03.860	4:53.759	142	33.414	169	36.687	208	
3	1:58.329	51.907	168	30.725	189	35.697	210	212	15	2:00.124	53.253	154	30.959	183	35.912	210	204
4	1:58.538	52.062	165	30.875	188	35.601	210	224	16	2:01.387	53.901	153	31.284	178	36.202	210	208
5	1:58.948	51.748	167	31.210	180	35.990	210	217	17	2:01.590	54.235	142	31.348	179	36.007	211	212
6	1:58.015	51.817	<b>169</b>	30.708	188	35.490	<b>211</b>	221	18	2:05.947	55.012	157	32.283	161	38.652	210	202
7	2:11.123	55.155	102	39.610	161	36.358	210	189	19	2:00.090	52.721	149	31.499	179	35.870	209	217
8	1:58.741	52.262	168	30.814	188	35.665	209	219	20	2:10.152	52.304	155	31.690	168	46.158	54	216
9	2:09.438	53.039	165	30.812	<b>189</b>	45.587	45	219	21	6:35.928	5:28.854	160	31.026	182	36.048	208	
10	4:32.263	3:26.272	168	<b>30.539</b>	187	35.452	209		22	1:59.792	52.150	164	30.874	184	36.768	210	218
11	2:05.991	57.078	163	33.259	186	35.654	210	223	23	1:59.040	52.241	163	30.976	185	35.823	209	210
12	<b>1:57.287</b>	<b>51.296</b>	168	30.730	189	<b>35.261</b>	211	219	24	1:58.798	51.984	165	30.940	186	35.874	210	220

Lap	Time	SE1	SP1	SE2	SP2	SE3	SP3	TSP	Lap	Time	SE1	SP1	SE2	SP2	SE3	SP3	TSP
<b>6 Lungstrass, DEU / Beckhusen, DEU</b>									<b>theoretical besttime: 1:56.225</b>								
1	3:01.601	1:44.965	157	39.582	157	37.054	208		14	7:10.232	5:59.871	160	32.642	141	37.719	207	
2	2:02.723	55.890	164	30.816	185	36.017	210	201	15	2:00.384	52.488	163	31.975	182	35.921	212	219
3	1:58.546	52.759	168	<b>30.363</b>	187	35.424	210	223	16	2:00.068	51.933	164	31.879	183	36.256	207	223
4	1:58.477	52.839	168	30.368	189	35.270	209	205	17	1:57.660	51.726	168	30.594	188	35.340	212	216
5	1:57.569	51.309	164	31.163	187	35.097	210	224	18	1:57.539	51.535	168	30.517	188	35.487	211	<b>226</b>
6	<b>1:56.915</b>	<b>50.851</b>	168	30.906	186	35.158	210	225	19	1:57.453	51.344	166	30.834	187	35.275	212	224
7	1:57.011	51.040	169	30.638	187	35.333	210	224	20	1:57.175	51.217	169	30.476	189	35.482	210	225
8	2:05.632	51.523	166	30.574	187	43.535	54	225	21	1:58.739	51.281	163	32.082	189	35.376	212	224
9	4:38.139	3:31.277	168	31.652	183	35.210	210		22	2:16.156	51.205	170	30.661	188	54.290	185	225
10	1:57.285	51.611	166	30.533	185	35.141	210	225	23	2:08.440	1:02.542	165	30.490	189	35.408	211	190
11	1:56.930	51.163	<b>171</b>	30.756	188	<b>35.011</b>	210	225	24	1:57.620	51.293	169	30.666	190	35.661	211	225
12	1:57.094	51.213	170	30.419	187	35.462	210	225	25	2:09.829	51.566	166	30.631	187	47.632	59	225
13	2:05.673	51.108	170	30.925	187	43.640	55	225									

Lap	Time	SE1	SP1	SE2	SP2	SE3	SP3	TSP	Lap	Time	SE1	SP1	SE2	SP2	SE3	SP3	TSP
<b>7 Zug, DEU / Piana, ITA</b>									<b>theoretical besttime: 1:56.217</b>								
1	2:59.898	1:52.830	160	31.206	179	35.862	209		14	1:59.067	51.932	166	30.896	187	36.239	210	205
2	2:05.443	52.272	158	30.610	182	42.561	58	201	15	1:59.484	51.630	169	30.788	188	37.066	210	215
3	3:54.059	2:48.112	167	30.550	184	35.397	210		16	2:05.337	51.973	163	36.890	138	36.474	210	200
4	1:57.650	51.897	167	30.499	185	35.254	211	218	17	1:58.305	51.640	169	30.778	188	35.887	210	215
5	<b>1:56.217</b>	<b>50.871</b>	169	<b>30.312</b>	187	<b>35.034</b>	<b>212</b>	223	18	1:58.201	51.525	166	30.876	189	35.800	210	222



# ADAC GT4 Germany

## Sector List Free Practice 2



Provisional

Circuit Zandvoort, Length: 4307m

Air temperature: 21.04°C

Track temperature: 19.97°C

Weather condition: Wet

Reg. Nr.: KNAF 0304.19.255

Friday, August 9, 2019 12:55:00

Lap	Time	SE1	SP1	SE2	SP2	SE3	SP3	TSP	Lap	Time	SE1	SP1	SE2	SP2	SE3	SP3	TSP
6	1:57.551	51.118	167	31.268	187	35.165	210	225	19	1:58.962	51.877	166	31.018	174	36.067	210	215
7	1:56.522	50.969	170	30.347	187	35.206	212	221	20	1:58.385	51.635	170	30.773	188	35.977	210	218
8	2:04.166	51.296	170	30.527	184	42.343	59	219	21	1:57.931	51.650	168	30.614	187	35.667	211	218
9	4:52.124	3:45.893	169	30.996	187	35.235	212		22	1:58.119	51.562	166	30.815	189	35.742	210	218
10	1:56.757	50.885	168	30.431	<b>190</b>	35.441	210	<b>226</b>	23	1:57.894	51.424	169	30.712	189	35.758	210	222
11	1:56.807	51.059	168	30.560	188	35.188	210	223	24	1:57.788	51.394	168	30.822	189	35.572	210	224
12	2:05.121	51.113	<b>170</b>	31.902	186	42.106	59	223	25	1:57.737	51.219	169	30.831	189	35.687	206	225
13	7:20.162	6:12.298	164	31.325	185	36.539	210										

### 11 Mayer, DEU / Springob, DEU

theoretical besttime: 1:56.986

1	2:53.081	1:43.592	139	32.417	183	37.072	201		14	6:34.148	5:24.947	163	31.331	172	37.870	207	
2	2:00.454	53.471	163	31.009	186	35.974	207	185	15	2:00.288	53.133	166	31.001	186	36.154	210	220
3	2:25.462	1:18.075	164	31.360	187	36.027	205	213	16	2:11.121	52.091	167	38.510	173	40.520	209	224
4	2:00.131	52.840	166	31.210	178	36.081	208	208	17	1:59.075	52.198	164	31.244	188	35.633	210	222
5	1:59.242	52.584	165	31.118	187	35.540	207	213	18	1:59.664	52.724	165	31.025	183	35.915	207	224
6	1:59.760	52.663	165	31.335	186	35.762	207	218	19	1:57.756	51.468	168	30.648	188	35.640	209	223
7	1:59.161	52.686	166	30.911	188	35.564	208	206	20	1:59.248	51.436	168	30.794	189	37.018	210	224
8	1:58.783	51.988	167	30.987	187	35.808	208	217	21	2:05.829	51.463	167	30.852	187	43.514	58	<b>225</b>
9	2:12.196	55.040	161	31.936	186	45.220	57	220	22	3:32.562	2:06.140	127	48.384	59	38.038	206	
10	4:03.835	2:53.118	162	31.684	137	39.033	210		23	<b>1:56.986</b>	<b>51.074</b>	<b>169</b>	<b>30.621</b>	<b>190</b>	<b>35.291</b>	<b>211</b>	223
11	2:00.072	52.086	168	32.265	185	35.721	208	206	24	2:04.607	56.266	163	31.819	187	36.522	209	209
12	1:58.745	51.858	166	30.673	182	36.214	210	216	25	1:58.531	52.154	167	30.736	187	35.641	209	225
13	2:39.612	52.663	166	57.639	101	49.310	39	206									

### 14 Grotstollen, DEU / Braun, DEU

theoretical besttime: 1:57.504

1	2:18.566	1:07.497	142	32.944	148	38.125	201		14	5:39.647	53.130	166	3:54.014	111	52.503	58	190
2	2:04.563	54.044	160	33.091	158	37.428	201	192	15	3:31.361	2:24.829	168	30.787	185	35.745	210	
3	2:00.739	53.791	161	30.876	185	36.072	205	191	16	1:58.614	52.352	162	30.739	184	35.523	209	217
4	2:00.098	53.619	163	30.481	183	35.998	207	207	17	1:58.629	52.308	162	30.736	187	35.585	210	211
5	1:59.579	52.432	164	30.651	170	36.496	207	217	18	2:00.577	52.624	160	31.751	187	36.202	210	216
6	2:07.574	55.740	159	35.807	174	36.027	207	214	19	1:58.994	52.299	168	30.877	191	35.818	210	222
7	1:58.888	52.847	164	30.534	187	<b>35.507</b>	207	213	20	1:59.036	51.876	165	31.303	182	35.857	209	<b>224</b>
8	1:59.026	52.653	162	30.486	188	35.887	206	222	21	2:09.286	52.609	168	30.839	177	45.838	59	221
9	1:58.708	51.836	164	30.646	186	36.226	206	219	22	3:32.642	2:25.813	163	30.963	153	35.866	206	
10	<b>1:57.884</b>	<b>51.627</b>	162	30.488	188	35.769	207	220	23	1:59.306	53.011	163	<b>30.370</b>	<b>185</b>	35.925	207	211
11	2:07.450	52.356	165	30.626	185	44.468	54	219	24	1:58.119	51.955	164	30.541	187	35.623	208	216
12	3:30.849	2:24.123	164	30.830	189	35.896	207		25	1:58.305	51.656	166	30.574	189	36.075	208	221
13	1:58.899	52.230	165	30.797	189	35.872	208	216	26	1:58.829	52.057	164	30.817	187	35.955	206	219

### 15 Kovac, CRO / Tekaat, DEU

theoretical besttime: 1:56.728

1	2:10.657	1:03.244	150	31.298	156	36.115	205		14	3:31.169	1:35.647	80	49.565	100	1:05.957	50	152
2	1:58.198	52.307	164	30.416	186	35.475	204	206	15	3:22.167	2:09.466	156	33.953	158	38.748	200	
3	1:59.245	52.800	165	30.908	187	35.537	205	206	16	2:06.605	56.174	155	32.360	176	38.071	203	196
4	2:00.419	52.223	165	30.587	187	37.609	160	219	17	2:05.596	55.614	156	31.937	177	38.045	204	202
5	2:34.902	59.866	111	43.971	92	51.065	208	173	18	2:05.462	55.841	157	31.973	178	37.648	203	194
6	1:59.032	52.248	145	31.264	179	35.520	209	216	19	2:19.753	58.901	141	33.600	160	47.252	57	202
7	1:57.105	51.325	164	<b>30.409</b>	187	35.371	209	222	20	4:09.688	2:29.240	154	45.214	43	55.234	206	
8	1:57.258	51.559	164	30.468	187	35.231	209	215	21	<b>1:56.778</b>	<b>51.240</b>	<b>166</b>	30.436	188	35.102	210	217
9	1:56.807	51.289	166	30.439	187	<b>35.079</b>	209	218	22	1:57.129	51.285	165	30.599	189	35.245	210	<b>224</b>
10	2:08.963	51.947	165	30.696	186	46.320	55	218	23	1:57.586	51.449	169	30.728	189	35.409	211	219
11	4:38.576	3:23.374	119	35.979	142	39.223	200		24	1:57.618	51.346	168	30.692	188	35.580	210	223
12	2:07.696	57.014	152	32.273	174	38.409	200	196	25	2:00.791	52.819	156	31.948	181	36.024	210	218
13	2:09.791	57.993	136	33.501	169	38.297	200	198	26	2:03.337	51.808	164	30.846	187	40.683	208	217

### 17 Hadergasser, DEU / Still, DEU

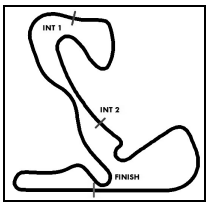
theoretical besttime: 1:56.181

1	3:13.121	2:02.518	140	32.980	168	37.623	208		12	2:19.973	57.106	135	33.629	172	49.238		219
2	1:57.741	51.669	167	30.258	172	35.814	208	222	13	8:08.275	6:57.721	156	32.398	161	38.156	207	
3	1:57.096	51.878	167	30.128	188	35.090	212	214	14	2:03.905	54.792	155	31.611	186	37.502		213
4	<b>1:56.343</b>	<b>51.058</b>	<b>170</b>	<b>30.112</b>	186	35.173	210	211	15	2:08.231	55.106	156	34.113	169	39.012	205	209
5	2:06.854	51.695	163	30.360	174	44.799		218	16	2:19.988	55.388	120	33.085	181	51.515		214
6	4:27.856	3:17.374	152	32.213	186	38.269	202		17	3:17.740	2:05.823	155	33.527	162	38.390		
7	2:05.571	55.690	153	32.260	178	37.621	205	212	18	2:03.670	53.860	158	32.288	180	37.522	207	219
8	2:05.774	55.370	156	31.875	187	38.529	203	200	19	5:20.696	4:15.451	167	30.234	182	<b>35.011</b>	<b>209</b>	220

ver: 1.0

www.adac.de/motorsport

Page 2 / 6 printed: 9.8.2019 13:58



# ADAC GT4 Germany

## Sector List Free Practice 2



Provisional

Circuit Zandvoort, Length: 4307m

Air temperature: 21.04°C

Track temperature: 19.97°C

Weather condition: Wet

Reg. Nr.: KNAF 0304.19.255

Friday, August 9, 2019 12:55:00

Lap	Time	SE1	SP1	SE2	SP2	SE3	SP3	TSP	Lap	Time	SE1	SP1	SE2	SP2	SE3	SP3	TSP
9	2:05.869	55.497	154	32.600	182	37.772		200	20	1:57.030	51.284	164	30.462	189	35.284	211	222
10	2:05.827	55.511	155	32.287	184	38.029	206	212	21	1:56.712	51.148	168	30.337	187	35.227	212	<b>226</b>
11	2:05.849	56.194	150	31.817	<b>189</b>	37.838	204	208	22		52.494	165	30.729	176			205

### 18 Griessner, AUT / Rabindra, IND

theoretical besttime: 1:56.902

1	2:37.668	1:26.003	133	33.457	152	38.208	200		13	2:12.539	54.013	159	32.786	155	45.740	55	186
2	2:02.601	54.351	158	31.480	166	36.770	205	200	14	7:23.231	6:16.740	151	30.985	184	35.506	209	
3	2:00.321	52.849	164	31.291	177	36.181	204	201	15	1:58.644	52.754	167	30.590	186	35.300	209	195
4	2:00.698	53.071	162	31.591	181	36.036	203	204	16	1:57.804	51.941	168	30.639	185	<b>35.224</b>	<b>207</b>	210
5	2:09.845	56.445	154	36.193	139	37.207	205	166	17	1:58.338	52.074	167	30.839	183	35.425	207	217
6	2:00.246	52.539	165	31.633	183	36.074	207	210	18	2:07.099	52.141	165	30.975	186	43.983	58	217
7	2:12.493	52.559	167	34.625	165	45.309	58	208	19	4:38.280	3:20.665	165	31.829	115	45.786	209	
8	3:58.174	2:46.604	168	30.935	175	40.635	206		20	<b>1:56.933</b>	<b>51.113</b>	<b>168</b>	<b>30.565</b>	<b>187</b>	35.255	209	221
9	1:58.935	51.777	169	31.079	186	36.079	204	203	21	1:57.601	51.467	170	30.750	187	35.384	207	220
10	1:58.760	51.723	169	31.075	184	35.962	206	213	22	1:57.700	51.502	168	30.726	187	35.472	207	218
11	1:58.769	51.590	169	31.374	183	35.805	207	221	23	2:08.752	51.912	165	31.273	185	45.567	54	<b>222</b>
12	1:59.190	51.592	<b>170</b>	31.337	186	36.261	203	221									

### 19 Viebahn, DEU / Lappalainen, FIN

theoretical besttime: 1:56.673

1	4:23.217	3:16.662	<b>168</b>	30.404	168	36.151	202		13	2:00.491	53.271	162	30.876	185	36.344	203	212
2	1:58.006	51.970	166	30.732	183	35.304	205	204	14	1:59.923	53.007	164	31.019	184	35.897	203	216
3	1:58.552	51.718	167	30.744	176	36.090	200	216	15	1:59.566	52.804	163	30.690	184	36.072	203	216
4	2:06.382	52.205	167	30.906	181	43.271	57	203	16	1:59.121	52.622	165	30.750	185	35.749	203	215
5	3:29.116	2:23.721	165	<b>30.381</b>	184	<b>35.014</b>	205		17	2:10.938	52.874	165	31.534	175	46.530	53	216
6	1:57.307	51.599	166	30.492	185	35.216	205	218	18	3:30.659	2:23.744	166	30.962	184	35.953	204	
7	2:08.708	51.624	164	30.922	184	46.162	53	218	19	1:58.980	52.481	166	30.727	185	35.772	205	204
8	3:51.212	2:44.910	162	31.272	184	35.030	<b>206</b>		20	1:58.048	51.742	165	30.730	185	35.576	204	218
9	<b>1:57.282</b>	<b>51.278</b>	166	30.698	184	35.306	205	219	21	1:59.188	52.322	166	30.838	185	36.028	204	218
10	1:57.473	51.495	167	30.578	184	35.400	205	219	22	2:01.552	53.208	164	31.946	182	36.398	205	210
11	2:05.320	51.579	166	30.971	184	42.770	58	<b>219</b>	23	2:07.650	52.179	167	30.900	185	44.571	44	218
12	8:24.696	7:15.406	159	31.151	183	38.139	197										

### 21 Schöll, AUT / van Parijs, BEL

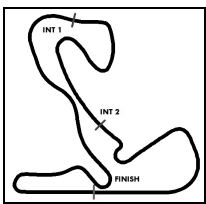
theoretical besttime: 1:56.465

1	2:37.227	1:17.557	153	31.909	147	47.761	58		14	5:30.935	4:25.278	165	<b>30.255</b>	<b>184</b>	35.402	210	
2	2:33.888	1:25.570	167	31.136	168	37.182	210		15	1:56.911	51.227	166	30.359	186	35.325	212	221
3	1:58.996	52.476	166	31.008	178	35.512	211	196	16	1:57.254	51.287	166	30.347	190	35.620	210	<b>226</b>
4	1:57.601	51.705	168	30.531	182	35.365	212	210	17	<b>1:56.847</b>	<b>51.099</b>	<b>168</b>	30.320	190	35.428	209	222
5	1:57.057	51.443	<b>168</b>	30.503	187	<b>35.111</b>	212	209	18	1:58.270	51.379	158	31.328	188	35.563	210	222
6	1:57.481	51.508	167	30.574	185	35.399	212	224	19	1:57.508	51.524	168	30.596	189	35.388	211	220
7	1:57.904	51.617	168	30.805	186	35.482	<b>213</b>	220	20	2:05.499	51.496	168	30.558	190	43.445	58	223
8	1:57.297	51.243	165	30.659	183	35.395	213	216	21	3:30.149	2:23.244	167	31.253	179	35.652	212	
9	2:07.414	51.554	167	30.826	172	45.034	58	213	22	1:58.516	51.543	167	31.124	181	35.849	212	216
10	4:08.685	3:02.531	166	30.542	182	35.612	209		23	1:59.161	51.969	164	31.204	180	35.988	212	213
11	2:09.015	52.631	137	32.107	185	44.277	56	210	24	2:03.899	56.311	151	31.807	181	35.781	212	189
12	3:31.456	2:24.848	166	30.958	185	35.650	211		25	2:01.036	53.998	162	31.272	168	35.766	211	208
13	2:41.519	51.644	165	43.770	76	1:06.105	53	213									

### 22 Kasperlik, DEU / Kern, DEU

theoretical besttime: 1:55.797

1	2:35.625	1:16.583	152	31.284	141	47.758	57		14	6:08.478	5:01.314	141	31.525	187	35.639	213	
2	2:25.963	1:20.111	164	30.305	185	35.547	210		15	1:58.148	51.660	164	30.876	189	35.612	210	215
3	1:57.769	51.805	165	30.624	187	35.340	211	222	16	1:59.168	51.960	161	31.567	184	35.641	210	223
4	1:57.594	51.366	165	30.466	180	35.762	210	220	17	2:06.127	51.490	163	30.852	184	43.785	57	225
5	1:56.521	51.097	170	30.341	189	35.083	<b>214</b>	222	18	3:29.240	2:21.837	161	30.969	160	36.434	213	
6	<b>1:56.188</b>	<b>50.936</b>	169	30.378	191	<b>34.874</b>	213	<b>227</b>	19	1:58.150	52.047	165	30.421	174	35.682	212	210
7	1:57.474	51.131	168	30.330	180	36.013	211	225	20	1:56.651	50.990	169	30.359	191	35.302	213	225
8	1:59.070	52.099	164	30.437	188	36.534	210	221	21	1:57.135	51.320	168	30.388	189	35.427	214	217
9	2:07.739	51.214	167	30.866	166	45.659	58	219	22	1:58.099	51.881	154	30.935	191	35.283	213	213
10	5:23.300	4:18.153	170	<b>29.987</b>	188	35.160	212		23	1:56.986	51.300	168	30.379	190	35.307	213	225
11	1:56.459	51.081	<b>170</b>	30.251	188	35.127	210	225	24	2:06.169	52.072	165	30.615	188	43.482	58	224
12	1:56.709	51.072	165	30.611	<b>192</b>	35.026	212	224	25								
13	2:26.234	52.741	169	30.412	189	1:03.081	47	178									



# ADAC GT4 Germany

## Sector List Free Practice 2



Provisional

Circuit Zandvoort, Length: 4307m

Air temperature: 21.04°C

Track temperature: 19.97°C

Weather condition: Wet

Reg. Nr.: KNAF 0304.19.255

Friday, August 9, 2019 12:55:00

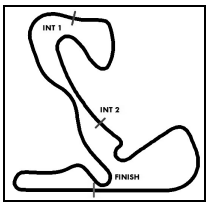
Lap	Time	SE1	SP1	SE2	SP2	SE3	SP3	TSP	Lap	Time	SE1	SP1	SE2	SP2	SE3	SP3	TSP
<b>23 Kraihamer, AUT / Kofler, AUT</b>									<b>theoretical besttime: 1:55.839</b>								
1	2:33.619	1:11.901	148	32.766	138	48.952	54		13	5:05.433	3:47.315	159	31.448	170	46.670	56	
2	3:29.222	2:21.796	162	30.830	168	36.596	198		14	3:27.910	2:21.500	162	30.620	181	35.790	201	
3	1:57.903	52.281	168	30.335	181	35.287	200	201	15	1:58.044	51.875	163	30.509	182	35.660	202	215
4	1:56.562	51.435	166	30.095	181	35.032	200	210	16	1:58.080	52.013	164	30.539	183	35.528	201	215
5	1:56.153	<b>51.069</b>	166	30.170	182	34.914	201	213	17	2:00.486	52.696	163	31.511	170	36.279	201	215
6	2:09.647	57.335	127	35.132	162	37.180	201	214	18	1:59.557	51.995	164	30.435	181	37.127	201	214
7	1:56.582	51.588	165	30.139	182	34.855	202	214	19	1:57.406	51.739	164	30.237	182	35.430	202	215
8	<b>1:55.843</b>	51.073	166	<b>30.033</b>	182	<b>34.737</b>	201	213	20	1:56.699	51.348	165	30.254	183	35.097	203	216
9	2:04.374	51.275	165	30.064	<b>183</b>	43.035	54	214	21	1:58.371	51.802	159	31.009	182	35.560	201	<b>217</b>
10	7:02.718	5:54.180	165	30.380	180	38.158	200		22	1:56.822	51.213	166	30.325	181	35.284	203	216
11	1:56.250	51.179	<b>169</b>	30.271	180	34.800	202	213	23	1:57.495	51.482	159	30.392	182	35.621	202	217
12	2:48.587	57.218	78	47.766	77	1:03.603	51	214	24	1:58.890	53.305	161	30.362	181	35.223	201	216

<b>24 Siljehaug, NOR / Angermayr, AUT</b>									<b>theoretical besttime: 1:55.487</b>								
1	2:16.234	1:07.805	152	32.513	166	35.916	200		12	2:01.185	50.837	167	30.494	181	39.854	202	216
2	1:58.022	51.866	165	30.729	180	35.427	200	212	13	1:56.432	50.944	167	30.415	180	35.073	203	216
3	1:57.616	51.651	165	30.540	180	35.425	200	213	14	1:58.550	52.404	166	30.361	181	35.785	203	216
4	1:57.173	51.706	166	30.261	181	35.206	201	213	15	2:07.108	53.128	163	31.580	180	42.400	57	216
5	1:56.457	51.192	166	30.128	182	35.137	202	213	16	3:25.562	2:20.012	159	30.616	182	34.934	203	
6	2:05.189	51.311	166	30.427	181	43.451	54	214	17	<b>1:56.256</b>	<b>50.669</b>	<b>161</b>	<b>30.040</b>	<b>183</b>	35.547	201	216
7	7:16.265	6:06.277	166	30.262	182	39.726	201		18	1:57.608	50.920	166	30.222	173	36.466	202	214
8	1:56.340	51.219	<b>168</b>	30.209	181	34.912	202	213	19	1:57.106	51.264	159	30.796	183	35.046	204	215
9	1:56.434	51.159	167	30.278	180	34.997	202	214	20	1:56.752	50.684	156	31.290	180	<b>34.778</b>	<b>204</b>	<b>217</b>
10	2:04.873	51.217	167	30.473	181	43.183	56	214	21	1:56.682	50.755	168	30.865	180	35.062	205	217
11	11:32.321	10:26.983	165	30.247	182	35.091	203		22	1:58.195	51.212	164	30.561	179	36.422	191	213

<b>33 Benyahia, MAR / Fagg, GBR</b>									<b>theoretical besttime: 1:57.131</b>								
1	2:25.147	1:14.005	156	33.009	130	38.133	204		14	6:46.432	5:39.171	161	31.459	177	35.802	209	
2	2:00.258	52.240	161	31.198	167	36.820	206	192	15	1:59.595	52.537	165	31.222	173	35.836	207	196
3	1:58.925	51.981	158	31.067	167	35.877	205	185	16	1:58.753	52.289	165	30.836	181	35.628	209	198
4	1:58.546	51.922	165	30.692	172	35.932	205	193	17	1:58.485	51.805	166	30.952	185	35.728	210	209
5	1:57.983	51.496	163	30.973	180	35.514	207	209	18	1:58.699	51.936	168	30.872	186	35.891	207	204
6	1:57.501	51.296	164	30.759	181	35.446	206	214	19	1:59.199	52.254	166	31.192	181	35.753	207	209
7	1:57.626	51.491	164	30.721	185	35.414	205	215	20	1:58.650	51.674	168	31.114	177	35.862	210	219
8	1:57.446	51.484	165	<b>30.643</b>	<b>186</b>	<b>35.319</b>	207	216	21	2:08.253	52.011	165	31.105	169	45.137	57	<b>220</b>
9	2:08.867	52.627	153	31.633	148	44.607	57	215	22	3:47.714	2:32.349	142	36.301	156	39.064	179	
10	5:16.530	4:02.880	167	31.336	150	42.314	207		23	2:09.414	58.162	138	33.552	149	37.700	207	170
11	1:57.333	<b>51.169</b>	166	30.682	184	35.482	207	216	24	2:06.885	56.755	151	33.101	161	37.029	211	176
12	<b>1:57.219</b>	51.230	167	30.650	185	35.339	207	219	25	2:04.422	55.410	147	32.265	158	36.747	205	198
13	2:07.257	53.438	156	31.272	186	42.547	57	218									

<b>36 Suabo, DEU / Lauck, DEU</b>									<b>theoretical besttime: 1:56.400</b>								
1	2:32.694	1:24.749	144	31.441	174	36.504	210		12	3:51.583	2:42.104	154	32.742	174	36.737	208	
2	<b>1:56.657</b>	<b>50.906</b>	169	30.540	189	<b>35.211</b>	<b>212</b>	219	13	2:47.122	53.741	145	40.975	70	1:12.406	34	199
3	2:01.881	51.544	167	30.473	175	39.864	211	209	14	5:30.032	4:10.686	147	32.700	182	46.646	56	
4	1:57.190	51.373	168	30.510	184	35.307	211	215	15	3:13.541	2:00.224	168	30.378	189	42.939	58	
5	1:56.968	51.048	169	30.542	187	35.378	210	224	16	3:33.402	2:20.032	165	<b>30.283</b>	<b>188</b>	43.087	58	
6	2:08.820	54.325	152	30.773	178	43.722	58	221	17	3:33.163	2:20.265	170	30.491	190	42.407	59	
7	3:37.622	2:28.617	148	31.940	189	37.065	205		18	3:42.174	2:23.615	146	31.541	183	47.018	56	
8	2:04.361	55.580	138	31.924	178	36.857	206	214	19	3:26.012	2:19.836	166	30.363	184	35.813	211	
9	2:01.357	53.629	156	31.004	<b>190</b>	36.724	207	216	20	1:57.845	51.640	166	30.540	187	35.665	210	<b>225</b>
10	2:00.731	52.968	151	31.344	174	36.419	208	213	21	1:57.516	51.247	165	30.721	187	35.548	210	221
11	2:19.002	58.519	135	32.952	159	47.531	53	199	22	2:08.435	51.324	166	31.812	156	45.299	55	225

<b>48 Trefz, DEU / Haber, AUS</b>									<b>theoretical besttime: 1:56.734</b>								
1	2:29.424	1:07.050	138	35.431	139	46.943	56		14	7:20.867	6:13.408	136	31.785	186	35.674	205	
2	4:05.937	2:54.181	164	31.890	117	39.866	203		15	1:57.448	51.859	170	30.327	187	35.262	206	215
3	1:57.878	51.977	169	30.447	<b>187</b>	35.454	205	217	16	1:57.172	<b>51.206</b>	<b>169</b>	30.490	186	35.476	207	219
4	<b>1:57.049</b>	51.379	168	30.462	187	<b>35.208</b>	<b>207</b>	221	17	1:57.263	51.669	169	<b>30.320</b>	<b>187</b>	35.274	207	221
5	2:06.447	51.939	166	30.748	184	43.760	57	222	18	1:57.173	51.297	166	30.509	187	35.367	207	<b>223</b>
6	3:29.114	2:22.130	157	31.148	182	35.836	205		19	2:07.904	51.513	164	30.546	186	45.845	44	221



# ADAC GT4 Germany

## Sector List Free Practice 2



Provisional

Reg. Nr.: KNAF 0304.19.255

Circuit Zandvoort, Length: 4307m

Air temperature: 21.04°C

Track temperature: 19.97°C

Weather condition: Wet

Friday, August 9, 2019 12:55:00

Lap	Time	SE1	SP1	SE2	SP2	SE3	SP3	TSP	Lap	Time	SE1	SP1	SE2	SP2	SE3	SP3	TSP
7	1:59.368	53.186	158	30.701	186	35.481	207	205	20	3:32.939	2:26.807	162	30.810	184	35.322	207	
8	1:58.536	52.363	162	30.647	183	35.526	205	219	21	1:58.180	51.855	165	30.676	168	35.649	207	216
9	1:58.336	52.229	164	30.521	186	35.586	206	218	22	1:57.693	51.431	165	30.870	186	35.392	207	221
10	1:58.284	51.654	164	30.680	174	35.950	206	222	23	1:57.992	51.751	166	30.777	187	35.464	207	219
11	1:57.602	51.701	163	30.493	185	35.408	206	222	24	1:57.839	51.370	168	30.725	187	35.744	205	223
12	1:57.404	51.366	163	30.493	184	35.545	205	221	25	1:57.961	51.678	167	30.672	186	35.611	205	219
13	2:10.903	54.189	149	31.978	169	44.736	57	195									

### 55 Danner, DEU / Laber, DEU

theoretical besttime: 1:58.543

1	2:33.647	1:23.745	147	31.951	169	37.951	197		14	2:00.218	53.095	164	31.057	177	36.066	205	217
2	2:03.435	55.702	157	31.371	186	36.362	201	166	15	2:38.464	56.702	138	36.926	115	1:04.836	30	211
3	2:02.189	54.247	157	31.107	166	36.835	205	200	16	8:39.191	7:32.886	163	<b>30.655</b>	<b>188</b>	35.650	207	
4	2:01.506	53.914	161	31.168	177	36.424	203	203	17	2:00.029	52.357	165	31.899	177	35.773	205	216
5	2:00.997	53.571	162	31.094	179	36.332	204	196	18	<b>1:58.787</b>	<b>52.288</b>	<b>166</b>	30.730	189	35.769	207	<b>218</b>
6	2:02.170	53.492	161	32.324	161	36.354	205	207	19	2:00.421	52.743	138	31.777	181	35.901	207	218
7	1:59.826	52.837	165	30.979	183	36.010	203	204	20	1:59.457	52.763	166	30.847	187	35.847	205	218
8	2:00.150	53.108	165	31.059	175	35.983	205	206	21	1:59.461	52.444	165	30.950	174	36.067	209	213
9	2:00.067	52.520	162	31.128	184	36.419	205	212	22	1:59.436	52.511	166	30.904	186	36.021	209	218
10	2:00.035	52.884	166	30.971	186	36.180	201	200	23	2:11.333	53.632	162	31.861	174	45.840	55	213
11	2:00.078	53.305	164	30.987	185	35.786	206	205	24	3:50.769	2:38.353	104	34.200	161	38.216	207	
12	1:59.319	52.865	163	30.854	186	<b>35.600</b>	204	217	25	2:07.194	57.972	150	32.308	179	36.914	211	176
13	1:59.602	52.813	164	30.676	187	36.113	204	210									

### 59 Martin-Dye, GBR / Krebs, DNK

theoretical besttime: 2:17.041

1	2:52.448	1:25.145	98	40.403	98	46.900	144		3	2:27.642	<b>1:01.190</b>	<b>126</b>	<b>35.391</b>	<b>133</b>	51.061	54	<b>188</b>
2	<b>2:23.655</b>	1:06.206	<b>149</b>	36.989	130	<b>40.460</b>	<b>194</b>	151	4								

### 66 Dziwok, POL / Leib, DEU

theoretical besttime: 1:58.917

1	2:45.759	1:32.534	138	34.242	134	38.983	201		14	2:15.526	54.888	146	32.138	179	48.500	44	208
2	2:04.797	54.977	157	31.927	164	37.893	200	181	15	6:55.455	5:46.858	158	31.755	186	36.842	207	
3	2:04.260	54.989	153	31.883	180	37.388	205	183	16	2:03.509	55.871	161	31.209	176	36.429	207	205
4	2:02.692	54.175	157	31.449	182	37.068	203	209	17	2:01.138	53.020	164	31.968	180	36.150	209	203
5	2:04.109	54.852	154	32.471	182	36.786	206	192	18	2:00.063	52.842	163	31.106	184	36.115	209	216
6	2:02.509	53.516	160	32.269	163	36.724	<b>210</b>	208	19	1:59.757	52.626	163	<b>30.834</b>	<b>184</b>	36.297	207	213
7	2:02.161	52.948	162	32.765	173	36.448	207	203	20	2:10.871	52.735	160	30.989	181	47.147	51	212
8	2:01.517	53.552	158	31.371	185	36.594	207	204	21	3:27.956	2:20.842	161	31.125	185	35.989	209	
9	2:00.560	53.068	159	31.272	182	36.220	207	209	22	<b>1:58.990</b>	<b>52.192</b>	<b>162</b>	30.907	187	<b>35.891</b>	<b>208</b>	<b>219</b>
10	2:02.111	54.626	159	31.176	182	36.309	209	207	23	2:04.084	55.684	145	32.148	171	36.252	208	211
11	2:01.186	53.329	160	31.252	179	36.605	205	206	24	2:02.954	53.833	143	32.835	177	36.286	209	213
12	2:03.923	54.266	144	33.276	175	36.381	207	201	25	2:02.730	53.081	157	32.403	167	37.246	208	204
13	2:00.071	52.803	158	31.247	184	36.021	207	201	26	2:01.663	52.566	160	31.201	184	37.896	190	216

### 69 Dörr, DEU / Trebing, USA

theoretical besttime: 1:57.984

1	2:55.083	1:26.347	98	41.062	113	47.674	137		13	2:45.001	53.207	164	42.008	71	1:09.786	40	182
2	2:15.065	58.991	165	33.450	116	42.624	164	121	14	6:01.272	4:54.138	165	31.130	188	36.004	207	
3	2:03.416	56.509	165	31.111	187	35.796	206	140	15	1:58.568	52.177	165	30.977	187	<b>35.414</b>	<b>206</b>	219
4	<b>1:58.492</b>	51.908	<b>167</b>	30.895	188	35.689	207	220	16	1:58.839	52.130	165	30.855	190	35.854	207	220
5	1:58.550	<b>51.783</b>	166	30.893	188	35.874	207	220	17	1:58.711	51.996	164	30.878	189	35.837	208	219
6	1:58.591	51.830	166	30.830	188	35.931	206	220	18	1:58.821	51.903	165	30.933	183	35.985	207	220
7	1:58.723	51.807	165	<b>30.787</b>	181	36.129	207	220	19	2:14.590	53.430	164	32.621	156	48.539	46	215
8	2:08.922	52.458	159	31.723	177	44.741	58	220	20	4:40.884	3:33.616	163	31.020	184	36.248	207	
9	5:11.347	4:03.673	161	31.290	186	36.384	205		21	2:00.358	52.458	166	31.885	182	36.015	207	219
10	2:00.421	53.423	164	31.035	188	35.963	207	201	22	1:59.020	52.027	164	31.136	190	35.857	208	222
11	1:58.732	52.160	165	30.946	188	35.626	207	220	23	2:02.025	52.663	162	33.138	179	36.224	208	222
12	1:59.551	52.723	163	31.101	188	35.727	204	216	24	2:00.596	52.926	162	31.820	189	35.850	208	<b>223</b>

### 77 Heinemann, DEU / Wankmüller, DEU

theoretical besttime: 1:56.321

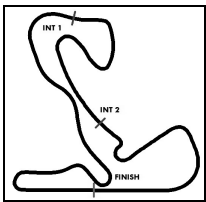
1	3:06.745	1:49.335	160	32.341	158	45.069	58		6	1:56.712	51.319	166	30.375	187	35.018	209	218
2	2:34.668	1:28.034	164	30.759	179	35.875	208		7	<b>1:56.632</b>	<b>51.046</b>	<b>170</b>	30.418	187	35.168	207	<b>223</b>
3	1:58.243	52.366	168	30.401	184	35.476	208	210	8	2:32.449	1:01.754	110	38.729	101	51.966	58	219
4	1:57.133	51.640	<b>170</b>	30.370	184	35.123	209	217	9	41:01.531	39:00.421	87	48.445	93	1:12.665	33	
5	1:57.136	51.861	164	<b>30.322</b>	185	<b>34.953</b>	<b>210</b>	216									

ver: 1.0

www.adac.de/motorsport

Page 5/ 6 printed: 9.8.2019 13:58





# ADAC GT4 Germany

## Sector List Free Practice 2



Provisional

Reg. Nr.: KNAF 0304.19.255

Friday, August 9, 2019 12:55:00

Circuit Zandvoort, Length: 4307m

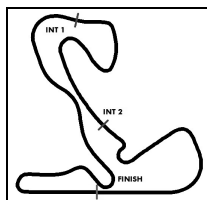
Air temperature: 21.04°C

Track temperature: 19.97°C

Weather condition: Wet

Lap	Time	SE1	SP1	SE2	SP2	SE3	SP3	TSP	Lap	Time	SE1	SP1	SE2	SP2	SE3	SP3	TSP
<b>94</b> Valente, CHE / von der Laden, DEU									<b>theoretical besttime: 1:57.515</b>								
1	2:27.818	1:19.793	161	31.185	162	36.840	203		15	7:59.469	6:51.842	164	31.373	167	36.254	210	
2	1:59.000	52.660	165	30.835	177	35.505	208	202	16	1:59.507	52.789	164	30.922	167	35.796	210	206
3	1:59.374	52.868	164	30.846	175	35.660	206	203	17	1:58.939	52.560	166	30.789	172	35.590	211	201
4	1:58.408	52.251	165	<b>30.472</b>	177	35.685	207	219	18	1:58.857	52.490	169	30.909	176	35.458	211	202
5	1:59.379	52.895	163	30.733	170	35.751	209	202	19	1:58.758	52.346	169	30.855	179	35.557	211	208
6	2:01.082	54.921	160	30.712	186	35.449	210	195	20	1:58.319	52.041	168	30.746	183	35.532	210	213
7	1:58.939	52.117	166	30.737	180	36.085	209	<b>222</b>	21	1:58.377	51.978	169	30.740	187	35.659	211	218
8	1:59.924	53.883	163	30.728	<b>189</b>	<b>35.313</b>	210	196	22	1:58.744	52.144	165	30.806	170	35.794	210	216
9	1:58.212	52.191	164	30.678	179	35.343	210	201	23	<b>1:58.205</b>	51.819	169	30.727	181	35.659	211	214
10	1:58.460	52.167	168	30.648	188	35.645	210	211	24	2:04.365	52.351	164	34.173	139	37.841	208	213
11	2:02.044	52.509	163	30.932	187	38.603	209	214	25	1:59.265	52.075	147	31.609	179	35.581	211	210
12	1:59.975	52.947	164	31.038	183	35.990	210	220	26	1:58.459	<b>51.730</b>	<b>170</b>	31.108	183	35.621	210	221
13	1:58.593	52.467	165	30.683	188	35.443	210	210	27	1:58.649	51.889	158	30.703	181	36.057	212	214
14	2:07.917	52.482	163	31.051	178	44.384	57	216									

Lap	Time	SE1	SP1	SE2	SP2	SE3	SP3	TSP	Lap	Time	SE1	SP1	SE2	SP2	SE3	SP3	TSP
<b>99</b> Owega, DEU / Owega, DEU									<b>theoretical besttime: 1:55.848</b>								
1	2:44.322	1:28.401	112	36.617	125	39.304	178		14	4:12.340	2:20.663	168	40.149	76	1:11.528	34	
2	2:11.989	1:00.272	137	34.300	125	37.417	199	163	15	4:53.097	3:47.422	168	30.216	186	35.459	209	
3	2:05.435	55.940	158	32.832	150	36.663	205	175	16	1:56.336	51.099	170	<b>30.154</b>	<b>189</b>	35.083	207	219
4	2:03.497	54.999	165	30.998	166	37.500	207	191	17	<b>1:55.974</b>	50.783	170	30.187	189	35.004	208	222
5	2:01.224	52.730	168	32.885	166	35.609	209	189	18	1:56.331	50.936	164	30.414	188	<b>34.981</b>	<b>208</b>	220
6	1:58.237	52.284	167	30.580	187	35.373	207	210	19	1:56.130	<b>50.713</b>	<b>169</b>	30.236	189	35.181	208	222
7	2:09.775	53.333	149	32.648	144	43.794	176	183	20	2:03.474	50.937	169	30.265	189	42.272	58	220
8	1:57.917	52.145	166	30.267	189	35.505	208	200	21	3:26.186	2:20.358	170	30.519	189	35.309	210	
9	1:56.937	51.591	164	30.205	187	35.141	210	220	22	2:01.907	51.215	167	30.436	188	40.256	210	220
10	1:57.587	51.936	168	30.506	187	35.145	209	205	23	1:56.595	51.040	169	30.314	190	35.241	209	223
11	1:56.857	51.282	169	30.532	188	35.043	209	222	24	1:57.364	51.123	169	30.701	189	35.540	210	<b>224</b>
12	1:56.730	51.212	169	30.374	188	35.144	209	221	25	1:58.170	52.010	168	30.627	189	35.533	207	220
13	2:04.814	51.172	168	30.404	188	43.238	59	222	26	2:05.211	51.268	164	30.506	190	43.437	56	221



# ADAC GT4 Germany

## Top speed list Free Practice 2



Provisional

Reg. Nr.: KNAF 0304.19.255

Circuit Zandvoort, Length: 4307m

Air temperature: 21.04°C

Track temperature: 19.97°C

Weather condition: Wet

Friday, August 9, 2019 12:55:00

#	Name (NAT)	Team	Car name	Speed	Lap	Race time
22	Lars Kern (DEU)	Team Allied-Racing (DEU)	Porsche Cayman GT4	227.36	6	10:56.425
21	Glenn van Parijs (BEL)	Team Allied-Racing (DEU)	Porsche Cayman GT4	226.89	16	39:06.355
17	Horst Hadergasser (DEU)	KÜS TEAM75 Bernhard (DEU)	Porsche Cayman GT4	226.89	21	55:50.395
7	Gabriele Piana (ITA)	RN Vision STS (DEU)	BMW M4 GT4	226.41	10	23:46.619
6	Mike Beckhusen (DEU)	Racing One (DEU)	Audi R8 LMS GT4	226.41	18	42:44.929
36	Manuel Lauck (DEU)	Schütz Motorsport (DEU)	Mercedes-AMG GT4	225.94	20	54:17.303
5	Nico Rindlisbacher (CHE)	Racing One (DEU)	Audi R8 LMS GT4	225.00	13	27:42.443
11	Jan Philipp Springob (DEU)	Bremotion	Mercedes-AMG GT4	225.00	21	48:54.848
14	Georg Braun (DEU)	MRS Besagroup Racing	BMW M4 GT4	224.53	20	45:13.656
15	Thomas Tekaats (DEU)	MRS Besagroup Racing	BMW M4 GT4	224.06	22	51:18.874
99	Jusuf Owega (DEU)	GetSpeed Performance	Mercedes-AMG GT4	224.06	24	53:26.708
3	Michael Fischer (AUT)	Hofer Racing by Bonk Motorsport	BMW M4 GT4	223.60	16	40:56.652
2	Michael Schrey (DEU)	Hofer Racing by Bonk Motorsport	BMW M4 GT4	223.60	24	59:56.157
77	Tim Heinemann (DEU)	HP Racing International (DEU)	Mercedes-AMG GT4	223.14	7	13:33.659
48	Morgan Haber (AUS)	Leipert Motorsport	Mercedes-AMG GT4	223.14	18	43:22.072
69	Phil Dörr (DEU)	Dörr Motorsport	McLaren 570s GT4	223.14	24	58:08.022
94	Felix von der Laden (DEU)	Team GT	McLaren 570s GT4	222.68	7	12:28.091
18	David Griessner (AUT)	PROpeak Performance	Aston Martin Vantage AMR GT4	222.22	23	55:08.914
33	Michael Benyahia (MAR)	Team GT	McLaren 570s GT4	220.40	21	48:23.475
66	Fidel Leib (DEU)	HP Racing International (DEU)	Porsche Cayman GT4	219.95	22	50:12.965
19	Joonas Lappalainen (FIN)	PROpeak Performance	Aston Martin Vantage AMR GT4	219.51	11	25:50.337
55	Christian Danner (DEU)	Team GT	McLaren 570s GT4	218.62	18	42:03.998
24	Mads Siljehaug (NOR)	Felbermayr Reiter (DEU)	KTM X-Bow GT4	217.74	20	54:19.837
23	Laura Kraihamer (AUT)	True Racing	KTM X-Bow GT4	217.30	21	52:14.196
59	Fred Martin-Dye (GBR)	Dörr Motorsport	McLaren 570s GT4	188.48	3	5:19.390