

# ADAC GT Masters

## Result List Free Practice 1



Provisional

Circuit Zandvoort, Length: 4307m

Air temperature: 18.52°C

Track temperature: 17.67°C

Weather condition: Wet

Reg. Nr.: KNAF 0304.19.255

Friday, August 9, 2019 10:30:00

started : 31      classified : 31      not classified : 0

	Drivers	Team	Car	Lap	Best Time	Gap	Diff	Kph	Day Time
1	17 T.Bernhard(DEU)/K.Bachler(AUT)	KÜS TEAM75 Bernhard(DEU)	Porsche 911 GT3 R	6	<b>1:39.291</b>			156.1	10:40:50
2	12 M.Drudi(ITA)(J)/F.Spengler(DEU)	EFP Car Collection by TECE	Audi R8 LMS GT3	5	<b>1:40.156</b>	0.865	0.865	154.8	10:41:55
3	7 L.Ludwig(DEU)/S.Asch(DEU)	HB Racing(AUT)	Ferrari 488 GT3	5	<b>1:40.234</b>	0.943	0.078	154.6	10:41:54
4	18 A.de Leener(BEL)/M.Cairolì(ITA)	KÜS TEAM75 Bernhard(DEU)	Porsche 911 GT3 R	6	<b>1:40.541</b>	1.250	0.307	154.2	10:42:44
5	11 E.Erhart(DEU)/P.Kaffer(DEU)	EFP Car Collection by TECE	Audi R8 LMS GT3	5	<b>1:40.890</b>	1.599	0.349	153.6	10:41:24
6	31 P.Niederhauser(CHE)/K.van der Linde(ZAF)	HCB-Rutronik-Racing	Audi R8 LMS GT3	5	<b>1:41.159</b>	1.868	0.269	153.2	10:41:38
7	28 R.Feller(CHE)(J)/D.Vanthoor(BEL)	MontaplastbyLand-Motorsport(DEU)	Audi R8 LMS GT3	4	<b>1:41.325</b>	2.034	0.166	153.0	10:42:08
8	63 M.Bortolotti(ITA)/C.Engelhart(DEU)	ORANGE1 by GRT Grasser(AUT)	LamborghiniHuracanGT3E	5	<b>1:41.638</b>	2.347	0.313	152.5	10:39:28
9	8 D.Marschall(DEU)(J)/C.Schreiner(DEU)(J)	HCB-Rutronik-Racing	Audi R8 LMS GT3	4	<b>1:42.138</b>	2.847	0.500	151.8	10:41:08
10	13 S.Barth(DEU)(T)/D.Jahn(DEU)	RWT Racing(AUT)	Corvette C7 GT3-R	5	<b>1:42.485</b>	3.194	0.347	151.2	10:42:12
11	99 E.Perez Companc(ARG)(J)/D.Keilwitz(DEU)	PROpeak Performance	AstonMartin VantageAMR	6	<b>1:42.501</b>	3.210	0.016	151.2	10:42:14
12	19 M.Beretta(ITA)(J)/M.Mapelli(ITA)	ORANGE1 by GRT Grasser(AUT)	LamborghiniHuracanGT3E	5	<b>1:42.772</b>	3.481	0.271	150.8	10:42:42
13	1 R.Renauer(DEU)/T.Preining(AUT)	Precote Herberth Motorsport(DEU)	Porsche 911 GT3 R	5	<b>1:45.640</b>	6.349	2.868	146.7	10:42:09
14	29 M.Hofer(AUT)(J)/C.Mies(DEU)	MontaplastbyLand-Motorsport(DEU)	Audi R8 LMS GT3	2	<b>1:46.849</b>	7.558	1.209	145.1	10:34:14
15	82 R.Ineichen(CHE)(T)/F.Perera(FRA)	ORANGE1 by GRT Grasser(AUT)	LamborghiniHuracanGT3E	2	<b>1:47.059</b>	7.768	0.210	144.8	10:35:16
16	3 R.Lips(CHE)(T)/M.Hackländer(DEU)	Aust Motorsport(DEU)	Audi R8 LMS GT3	13	<b>1:47.450</b>	8.159	0.391	144.3	11:11:10
17	21 J.Bleekemolen(NLD)/J.Eriksson(SWE)	TeamZAKSPEEDBKKMobilOilRacing	Mercedes-AMG GT3	20	<b>1:47.667</b>	8.376	0.217	144.0	11:27:49
18	25 J.Schmidt(CHE)(J)/C.Haase(DEU)	BWT Mücke Motorsport(DEU)	Audi R8 LMS GT3	22	<b>1:47.688</b>	8.397	0.021	143.9	11:29:17
19	2 L.Stolz(DEU)/M.Engel(DEU)	TOKSPORT WRT(DEU)	Mercedes-AMG GT3	12	<b>1:47.732</b>	8.441	0.044	143.9	11:12:49
20	47 I.Dontje(NLD)/M.Götz(DEU)	MANN-FILTER Team HTP(DEU)	Mercedes-AMG GT3	16	<b>1:47.890</b>	8.599	0.158	143.7	11:19:39
21	77 M.Pommer(DEU)/M.Kirchhöfer(DEU)	Callaway Competition(DEU)	Corvette C7 GT3-R	16	<b>1:47.912</b>	8.621	0.022	143.6	11:15:48
22	69 L.Luhr(DEU)/M.Holzer(DEU)	Iron Force Racing	Porsche 911 GT3 R	2	<b>1:48.093</b>	8.802	0.181	143.4	10:34:17
23	14 N.Sylvest(DNK)(J)/J.Klingmann(DEU)	MRS GT-Racing(DEU)	BMW M6 GT3	13	<b>1:48.194</b>	8.903	0.101	143.3	11:13:49
24	20 M.Wishofer(AUT)(J)/K.Snoeks(NLD)	TeamZAKSPEEDBKKMobilOilRacing	Mercedes-AMG GT3	3	<b>1:48.224</b>	8.933	0.030	143.2	10:38:49
25	4 A.Hoti(DEU)(J)/S.Tribaudini(FRA)(T)	Aust Motorsport(DEU)	Audi R8 LMS GT3	22	<b>1:48.273</b>	8.982	0.049	143.2	11:28:35
26	24 M.Ortmann(DEU)(J)/M.Winkelhock(DEU)	BWT Mücke Motorsport(DEU)	Audi R8 LMS GT3	12	<b>1:48.436</b>	9.145	0.163	142.9	11:20:05
27	36 M.Dienst(DEU)(J)/A.Read(AUS)(J)	Schütz Motorsport(DEU)	Mercedes-AMG GT3	18	<b>1:48.718</b>	9.427	0.282	142.6	11:17:40
28	33 F.Salaquarda(CZE)/F.Stippler(DEU)	Team ISR(CZE)	Audi R8 LMS GT3	14	<b>1:48.770</b>	9.479	0.052	142.5	11:17:12
29	26 N.Rogivue(CHE)(J)/F.Vervisch(BEL)	BWT Mücke Motorsport(DEU)	Audi R8 LMS GT3	17	<b>1:48.970</b>	9.679	0.200	142.2	11:15:30
30	48 F.Vettel(DEU)(J)/P.Ellis(GBR)	MANN-FILTER Team HTP(DEU)	Mercedes-AMG GT3	18	<b>1:49.384</b>	10.093	0.414	141.7	11:30:09
31	71 M.Paul(DEU)(J)/W.Tregurtha(GBR)(J)	T3 Motorsport	Audi R8 LMS GT3	23	<b>1:50.838</b>	11.547	1.454	139.8	11:25:16

Subject to final scrutineering!

Publication time:	Clerk of the Course: Kees Koning	Timekeeper: Steffen Ruhl
-------------------	----------------------------------	--------------------------

ver: 1.0

[www.adac.de/motorsport](http://www.adac.de/motorsport)

Page 1/1 printed: 9.8.2019 11:43

ADAC Vorteilswelt

Audi Sport

motorsport

CAMP DAVID

DEKRA

citroën

Herrenausstatter.de

KÄRCHER

kfzteile24

KÜHNE+NAGEL

PIRELLI

postcon

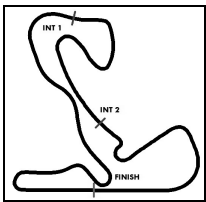
FR RACINGROOM

RAVENOL

Sport Bild

WINN BUSCH

DMSB 2019 INTERNATIONAL SERIES



# ADAC GT Masters

## Sector List Free Practice 1



Provisional

Reg. Nr.: KNAF 0304.19.255

Friday, August 9, 2019 10:30:00

Circuit Zandvoort, Length: 4307m

Air temperature: 18.52°C

Track temperature: 17.67°C

Weather condition: Wet

Lap	Time	SE1	SP1	SE2	SP2	SE3	SP3	TSP	Lap	Time	SE1	SP1	SE2	SP2	SE3	SP3	TSP
<b>1 Renauer, DEU / Preining, AUT</b>									<b>theoretical besttime: 1:44.533</b>								
1	3:22.562	2:00.579	143	33.440	133	48.543	55		12	1:56.288	47.011	187	28.109	206	41.168	56	240
2	3:13.795	2:05.265	159	32.071	141	36.459	176		13	4:23.236	3:21.847	175	28.261	196	33.128	225	
3	1:59.035	52.655	169	30.410	127	35.970	231	140	14	1:48.676	47.796	179	28.176	204	32.704	226	214
4	1:47.932	47.892	188	<b>27.834</b>	174	32.206	232	191	15	1:47.907	47.409	185	27.871	200	32.627	228	229
5	<b>1:45.640</b>	46.877	186	28.062	200	<b>30.701</b>	<b>235</b>	201	16	1:48.338	47.797	186	27.870	203	32.671	228	235
6	2:10.721	<b>45.998</b>	<b>192</b>	27.884	155	56.839	53	214	17	1:47.612	47.190	183	28.133	205	32.289	229	238
7	13:33.941	12:25.406	152	31.938	151	36.597	217		18	1:47.466	46.995	182	27.911	206	32.560	227	<b>241</b>
8	1:55.463	50.909	180	29.245	186	35.309	225	195	19	1:57.347	50.613	169	28.279	175	38.455	225	240
9	1:49.867	48.425	182	28.506	203	32.936	227	214	20	1:47.813	47.119	184	27.837	204	32.857	226	236
10	1:48.946	47.608	185	28.254	180	33.084	225	222	21	1:55.442	47.209	181	28.045	205	40.188	58	235
11	1:48.054	47.187	186	28.331	<b>207</b>	32.536	227	233	22	3:28.712	2:05.866	143	35.608	108	47.238	58	

<b>2 Stolz, DEU / Engel, DEU</b>									<b>theoretical besttime: 1:47.436</b>								
1	4:01.314	2:53.076	149	33.064	166	35.174	222		12	<b>1:47.732</b>	47.040	186	<b>28.131</b>	<b>208</b>	<b>32.561</b>	<b>224</b>	236
2	1:48.520	<b>46.744</b>	185	29.025	206	32.751	223	233	13	1:56.121	47.186	185	28.206	204	40.729	58	238
3	2:09.944	52.583	150	32.728	124	44.633	58	237	14	2:57.473	1:55.394	183	28.652	199	33.427	225	
4	3:19.528	2:04.928	159	31.358	169	43.242	59		15	1:49.504	48.272	181	28.241	207	32.991	226	225
5	7:19.734	6:01.012	151	31.825	147	46.897	58		16	1:48.991	47.502	183	28.387	207	33.102	225	239
6	9:31.076	8:18.846	181	30.303	135	41.927	221		17	1:59.635	47.589	181	28.445	207	43.601	205	237
7	1:49.691	47.606	182	28.742	198	33.343	221	235	18	2:10.126	1:01.369	146	34.106	157	34.651	225	178
8	1:52.782	50.641	181	28.707	202	33.434	221	235	19	1:48.715	47.353	183	28.257	199	33.105	225	238
9	1:49.004	47.234	183	28.527	203	33.243	221	236	20	1:48.935	47.502	183	28.358	206	33.075	226	<b>240</b>
10	1:57.209	47.383	185	28.584	205	41.242	59	235	21	2:00.421	48.074	180	28.745	196	43.602	57	238
11	5:22.323	4:20.689	168	28.946	205	32.688	221										

<b>3 Lips, CHE / Hackländer, DEU</b>									<b>theoretical besttime: 1:47.156</b>								
1	5:39.621	4:38.527	173	28.223	198	32.871	225		13	<b>1:47.450</b>	47.054	188	28.000	207	<b>32.396</b>	<b>229</b>	237
2	1:58.072	48.071	174	<b>27.915</b>	189	42.086	58	226	14	1:55.273	<b>46.845</b>	<b>187</b>	27.922	206	40.506	58	242
3	6:07.800	4:39.009	149	31.714	117	57.077	40		15	3:45.883	2:40.352	164	30.831	190	34.700	223	
4	10:48.257	9:40.043	158	30.740	154	37.474	218		16	1:52.649	50.148	179	29.187	208	33.314	225	232
5	1:55.365	51.489	174	29.449	171	34.427	225	195	17	1:50.142	48.393	183	28.470	209	33.279	224	242
6	1:53.415	49.711	178	28.880	187	34.824	224	212	18	1:49.933	48.278	186	28.308	207	33.347	226	241
7	1:51.713	49.192	179	28.700	191	33.821	227	218	19	1:49.862	48.330	186	28.308	209	33.224	225	241
8	1:50.412	48.578	184	28.378	196	33.456	228	235	20	1:50.176	48.300	187	28.356	206	33.520	227	240
9	1:50.183	48.350	179	28.731	198	33.102	229	239	21	1:53.821	49.332	183	29.629	196	34.860	226	242
10	1:48.977	47.632	186	28.128	199	33.217	227	241	22	1:49.392	48.046	186	28.372	209	32.974	227	242
11	1:49.977	48.090	166	29.087	199	32.800	229	241	23	2:02.862	49.604	179	28.722	187	44.536	54	<b>243</b>
12	1:47.741	46.883	187	28.175	206	32.683	226	242									

<b>4 Hoti, DEU / Tribaudini, FRA</b>									<b>theoretical besttime: 1:48.195</b>								
1	4:57.182	3:43.932	152	32.922	189	40.328	207		13	1:56.614	51.057	172	30.149	193	35.408	227	197
2	2:00.493	55.202	157	30.504	178	34.787	223	187	14	1:51.554	48.853	175	29.084	189	33.617	226	211
3	1:54.279	51.010	172	30.000	<b>209</b>	33.269	226	226	15	1:50.678	48.671	179	28.864	197	33.143	228	225
4	1:52.981	49.876	177	29.451	197	33.654	227	238	16	1:49.924	48.061	178	28.819	202	33.044	229	229
5	2:07.139	50.407	154	31.112	173	45.620	53	236	17	1:54.130	48.210	178	29.568	173	36.352	228	227
6	12:03.527	10:54.848	148	31.823	165	36.856	218		18	1:49.633	47.920	174	29.019	203	32.694	229	230
7	2:00.192	53.210	166	31.572	162	35.410	221	220	19	1:49.521	48.005	176	28.636	204	32.880	228	237
8	1:55.303	50.625	172	30.237	188	34.441	223	226	20	1:48.527	47.642	184	28.293	206	32.592	229	237
9	1:52.078	49.142	183	28.974	194	33.962	225	224	21	1:48.591	<b>47.370</b>	<b>181</b>	28.389	204	32.832	229	242
10	2:00.445	49.564	<b>185</b>	28.764	198	42.117	57	231	22	<b>1:48.273</b>	47.448	184	<b>28.246</b>	<b>208</b>	<b>32.579</b>	<b>229</b>	<b>243</b>
11	5:25.634	4:16.478	146	32.770	190	36.386	213		23	1:51.763	47.503	182	30.778	159	33.482	229	238
12	1:57.765	52.925	161	30.003	179	34.837	189	193									

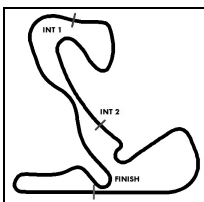
<b>7 Ludwig, DEU / Asch, DEU</b>									<b>theoretical besttime: 1:40.068</b>								
1	2:17.558	1:03.155	166	29.877	178	44.526	57		12	6:23.490	5:22.138	179	28.729	210	32.623	230	
2	4:28.857	3:22.534	169	29.950	158	36.373	229		13	1:48.842	47.290	185	28.617	208	32.935	229	225
3	1:46.106	47.378	183	27.114	205	31.614	240	226	14	1:49.933	47.941	175	28.958	209	33.034	226	241
4	1:41.209	44.390	195	26.632	213	30.187	<b>241</b>	<b>243</b>	15	1:58.114	47.983	182	29.186	208	40.945	58	229
5	<b>1:40.234</b>	<b>43.967</b>	<b>196</b>	26.350	<b>215</b>	<b>29.917</b>	241	252	16	6:16.764	5:14.965	178	28.394	205	33.405	228	
6	1:56.379	44.067	196	<b>26.184</b>	202	46.128	57	<b>253</b>	17	1:50.786	48.867	176	28.916	208	33.003	227	232
7	8:27.989	7:21.144	144	31.283	181	35.562	220		18	1:50.163	48.421	182	28.637	209	33.105	227	235

ver: 1.0

[www.adac.de/motorsport](http://www.adac.de/motorsport)

Page 1 / 7 printed: 9.8.2019 11:43





# ADAC GT Masters

## Sector List Free Practice 1



Provisional

Circuit Zandvoort, Length: 4307m

Air temperature: 18.52°C

Track temperature: 17.67°C

Weather condition: Wet

Reg. Nr.: KNAF 0304.19.255

Friday, August 9, 2019 10:30:00

Lap	Time	SE1	SP1	SE2	SP2	SE3	SP3	TSP	Lap	Time	SE1	SP1	SE2	SP2	SE3	SP3	TSP
8	1:55.928	52.709	161	29.611	199	33.608	225	183	19	1:49.151	47.693	184	28.475	206	32.983	229	239
9	1:52.318	50.088	177	28.836	202	33.394	229	210	20	1:49.939	48.086	183	28.776	209	33.077	229	243
10	1:58.329	49.347	177	29.535	182	39.447	227	216	21	1:57.243	47.660	183	28.879	206	40.704	58	243
11	2:00.256	49.557	181	29.001	207	41.698	58	222	22	3:05.074	1:56.118	185	28.787	210	40.169	58	

### 8 Marschall, DEU / Schreiner, DEU

theoretical besttime: 1:40.716

1	2:31.340	1:15.971	150	30.596	172	44.773	50		12	2:11.007	1:00.201	139	32.169	167	38.637	218	150
2	5:09.336	4:05.977	153	30.274	177	33.085	231		13	2:04.320	57.040	149	30.717	171	36.563	221	165
3	1:45.073	46.945	186	27.715	210	<b>30.413</b>	238	212	14	2:00.750	54.925	163	29.992	177	35.833	224	172
4	<b>1:42.138</b>	44.771	196	26.655	207	30.712	<b>239</b>	249	15	1:58.595	52.832	161	30.374	179	35.389	223	188
5	1:51.532	<b>43.909</b>	<b>200</b>	<b>26.394</b>	<b>214</b>	41.229	51	<b>252</b>	16	1:59.308	53.010	171	30.313	169	35.985	224	187
6	11:01.463	9:53.977	136	32.523	160	34.963	219		17	1:56.099	51.442	172	29.905	180	34.752	226	202
7	1:56.719	51.700	150	30.866	182	34.153	225	197	18	1:54.975	51.461	169	28.930	187	34.584	225	202
8	1:56.282	49.684	163	30.224	141	36.374	219	204	19	1:53.891	50.680	179	28.800	189	34.411	225	208
9	1:50.744	49.151	175	28.572	199	33.021	228	195	20	2:05.102	50.368	182	28.808	187	45.926	54	210
10	1:57.472	47.975	179	28.421	202	41.076	58	225	21	3:22.354	2:18.559	176	29.255	179	34.540	225	
11	6:23.256	5:08.800	136	33.700	161	40.756	203		22	1:52.837	50.199	181	28.510	190	34.128	225	201

### 11 Erhart, DEU / Kaffer, DEU

theoretical besttime: 1:40.890

1	2:18.798	1:02.105	164	30.596	173	46.097	54		14	1:52.478	49.866	176	28.729	196	33.883	225	213
2	3:52.002	2:43.162	148	31.768	141	37.072	225		15	1:54.064	49.878	158	29.477	193	34.709	221	220
3	1:49.096	49.742	182	27.736	209	31.618	236	195	16	1:53.263	50.602	172	28.910	193	33.751	226	176
4	1:42.673	45.342	196	26.899	212	30.432	237	248	17	1:51.182	49.164	177	28.587	197	33.431	225	220
5	<b>1:40.890</b>	<b>44.378</b>	<b>199</b>	<b>26.448</b>	<b>213</b>	<b>30.064</b>	<b>241</b>	251	18	1:51.998	49.777	171	28.964	196	33.257	228	220
6	2:08.818	48.010	167	28.151	188	52.657	55	<b>252</b>	19	1:53.973	49.823	171	29.447	188	34.703	229	198
7	6:20.613	5:07.093	129	33.728	132	39.792	191		20	1:51.219	48.690	177	28.880	198	33.649	226	212
8	2:02.123	55.602	144	30.929	158	35.592	222	162	21	1:51.194	48.663	179	28.855	199	33.676	227	222
9	1:54.471	51.348	173	29.366	178	33.757	224	207	22	1:50.681	48.857	183	28.684	200	33.140	229	208
10	1:51.721	49.233	182	28.909	201	33.579	226	227	23	1:50.660	48.551	183	28.640	197	33.469	227	229
11	2:04.429	50.939	166	29.854	182	43.636	58	225	24	2:01.065	49.649	181	29.126	195	42.290	57	232
12	4:37.263	3:29.992	163	30.358	166	36.913	198		25	3:01.890	1:51.361	175	28.737	198	41.792	58	
13	1:55.225	51.635	174	29.397	182	34.193	224	183	26	3:01.380	1:50.769	178	28.732	193	41.879	59	

### 12 Drudi, ITA / Spengler, DEU

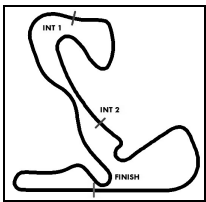
theoretical besttime: 1:40.069

1	2:36.360	1:22.925	166	28.995	169	44.440	58		14	1:50.406	48.844	180	28.589	205	32.973	227	201
2	4:11.938	3:09.906	169	29.272	182	32.760	232		15	1:50.392	48.552	182	28.737	207	33.103	225	218
3	1:45.206	46.930	192	27.076	190	31.200	239	209	16	1:49.777	47.662	184	28.979	208	33.136	225	237
4	1:41.265	44.754	197	26.372	209	30.139	<b>240</b>	243	17	1:49.271	47.821	182	28.410	206	33.040	226	240
5	<b>1:40.156</b>	43.982	<b>200</b>	<b>26.088</b>	<b>213</b>	<b>30.086</b>	237	<b>252</b>	18	1:50.722	48.853	170	28.969	207	32.900	226	237
6	1:58.272	<b>43.895</b>	200	26.195	184	48.182	58	251	19	1:49.005	47.673	180	28.427	207	32.905	227	240
7	4:53.443	3:35.651	145	31.013	161	46.779	58		20	1:57.934	47.769	181	28.468	206	41.697	57	241
8	6:28.834	5:22.920	172	29.207	187	36.707	224		21	2:55.831	1:54.169	182	28.427	202	33.235	224	
9	1:50.805	48.711	182	28.784	197	33.310	225	222	22	1:50.630	48.890	181	28.590	203	33.150	228	234
10	1:51.596	48.592	178	29.012	179	33.992	226	229	23	1:49.488	47.924	181	28.579	205	32.985	227	237
11	2:07.118	54.794	163	29.791	179	42.533	59	216	24	1:48.976	47.516	182	28.481	206	32.979	227	240
12	4:39.061	3:33.768	164	29.999	170	35.294	203		25	2:01.119	51.663	177	28.530	203	40.926	57	240
13	1:52.354	49.826	177	28.928	191	33.600	225	194									

### 13 Barth, DEU / Jahn, DEU

theoretical besttime: 1:42.485

1	2:42.358	1:38.920	160	30.044	186	33.394	226		12	1:49.236	48.233	179	28.237	193	32.766	230	228
2	1:57.720	49.194	174	27.997	207	40.529	59	214	13	1:49.408	48.113	184	28.203	197	33.092	230	240
3	4:05.066	3:03.529	170	29.313	183	32.224	233		14	1:57.652	47.941	179	28.544	194	41.167	59	237
4	1:43.767	46.378	193	26.854	<b>216</b>	30.535	<b>239</b>	227	15	3:48.566	2:47.858	187	28.026	207	32.682	229	
5	<b>1:42.485</b>	<b>45.566</b>	<b>197</b>	<b>26.468</b>	<b>211</b>	<b>30.451</b>	237	<b>242</b>	16	1:48.573	47.745	185	28.133	207	32.695	229	204
6	2:09.400	45.691	193	27.073	157	56.636	51	234	17	1:47.735	47.038	188	28.034	212	32.663	237	214
7	4:19.395	3:14.391	156	29.491	175	35.513	215		18	1:47.975	47.327	186	27.929	207	32.719	231	214
8	1:57.787	53.358	159	30.207	170	34.222	222	194	19	1:57.445	48.500	184	28.218	199	40.727	58	213
9	2:01.363	51.011	165	28.852	182	41.500	59	208	20	2:56.641	1:55.794	184	28.226	205	32.621	235	
10	3:07.108	2:05.385	168	28.717	186	33.006	229		21	1:47.844	47.068	185	28.067	201	32.709	231	217
11	1:50.879	48.555	174	28.639	193	33.685	227	235	22	1:57.148	47.493	164	28.678	204	40.977	59	227



# ADAC GT Masters

## Sector List Free Practice 1



Provisional

Circuit Zandvoort, Length: 4307m

Air temperature: 18.52°C

Track temperature: 17.67°C

Weather condition: Wet

Reg. Nr.: KNAF 0304.19.255

Friday, August 9, 2019 10:30:00

Lap	Time	SE1	SP1	SE2	SP2	SE3	SP3	TSP	Lap	Time	SE1	SP1	SE2	SP2	SE3	SP3	TSP
<b>14 Sylvest, DNK / Klingmann, DEU</b>									<b>theoretical besttime: 1:48.110</b>								
1	13:16.259	12:06.477	163	<b>28.203</b>	190	41.579	59		12	1:49.099	47.724	186	28.498	200	32.877	230	221
2	3:32.727	2:20.142	167	29.370	183	43.215	59		13	<b>1:48.194</b>	<b>47.094</b>	<b>188</b>	28.287	204	<b>32.813</b>	<b>230</b>	234
3	3:22.732	2:06.116	149	32.244	143	44.372	58		14	1:56.056	47.270	186	28.566	192	40.220	59	239
4	4:35.908	3:31.503	169	29.681	167	34.724	224		15	3:41.753	2:38.784	178	29.445	198	33.524	229	
5	1:52.648	50.029	179	29.043	183	33.576	227	204	16	1:50.018	48.367	188	28.528	209	33.123	228	205
6	1:50.989	49.000	185	28.752	191	33.237	229	208	17	1:49.256	47.557	190	28.397	209	33.302	229	235
7	1:50.240	48.322	186	28.724	190	33.194	229	218	18	1:49.149	47.710	187	28.506	209	32.933	229	226
8	1:50.106	48.389	184	28.568	197	33.149	229	228	19	1:49.259	47.695	189	28.439	210	33.125	229	237
9	1:56.819	48.157	185	28.580	196	40.082	59	231	20	1:48.618	47.271	193	28.271	211	33.076	230	240
10	4:13.238	3:06.665	185	28.523	207	38.050	229		21	1:49.238	47.244	191	28.744	210	33.250	230	<b>240</b>
11	1:49.359	47.839	186	28.373	192	33.147	229	234									

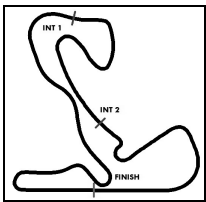
Lap	Time	SE1	SP1	SE2	SP2	SE3	SP3	TSP	Lap	Time	SE1	SP1	SE2	SP2	SE3	SP3	TSP
<b>17 Bernhard, DEU / Bachler, AUT</b>									<b>theoretical besttime: 1:39.291</b>								
1	2:14.789	1:10.510	150	29.900	178	34.379	228		14	1:49.805	48.094	176	28.335	180	33.376	226	228
2	1:47.793	48.237	186	27.469	207	32.087	233	185	15	1:57.641	47.711	179	28.269	186	41.661	57	229
3	1:44.379	46.018	186	27.342	211	31.019	235	206	16	4:21.949	3:17.751	175	29.875	194	34.323	224	
4	1:42.711	45.659	194	26.781	203	30.271	237	233	17	1:50.936	49.303	181	28.357	207	33.276	225	203
5	1:40.246	43.883	199	26.330	<b>212</b>	30.033	<b>239</b>	248	18	1:49.354	48.235	185	28.371	207	32.748	227	218
6	<b>1:39.291</b>	<b>43.525</b>	<b>201</b>	<b>26.210</b>	210	<b>29.556</b>	238	248	19	1:50.622	47.970	184	28.969	183	33.683	228	221
7	1:52.957	46.251	152	27.189	212	39.517	58	<b>250</b>	20	1:48.362	47.496	187	28.147	210	32.719	228	225
8	7:14.334	5:49.811	112	34.715	135	49.808	57		21	1:48.561	47.390	190	28.268	209	32.903	228	231
9	4:29.518	3:24.897	152	30.182	168	34.439	221		22	1:59.414	48.089	184	28.611	208	42.714	57	236
10	1:53.565	50.821	169	29.238	176	33.506	223	193	23	4:22.675	3:21.273	183	28.399	201	33.003	228	
11	1:51.842	49.606	174	28.733	179	33.503	224	203	24	1:48.811	47.684	185	28.073	199	33.054	228	235
12	1:51.969	48.815	174	28.757	174	34.397	218	199	25	1:48.491	47.500	186	28.181	208	32.810	229	233
13	1:50.573	48.242	181	28.632	179	33.699	224	219	26	1:48.364	47.251	187	28.129	200	32.984	228	234

Lap	Time	SE1	SP1	SE2	SP2	SE3	SP3	TSP	Lap	Time	SE1	SP1	SE2	SP2	SE3	SP3	TSP
<b>18 de Leener, BEL / Cairoli, ITA</b>									<b>theoretical besttime: 1:40.330</b>								
1	2:10.469	1:08.887	173	28.160	190	33.422	227		14	1:57.283	47.605	184	28.737	172	40.941	57	237
2	1:46.185	46.259	189	27.784	209	32.142	228	229	15	8:07.981	7:00.019	121	31.426	184	36.536	215	
3	1:58.450	47.164	182	28.593	208	42.693	58	241	16	1:57.004	52.516	165	29.597	184	34.891	219	185
4	3:25.292	2:25.521	168	28.463	201	31.308	233		17	1:56.607	50.860	174	30.755	172	34.992	222	197
5	1:42.244	45.683	189	26.533	212	<b>30.028</b>	<b>236</b>	244	18	1:53.120	49.822	174	29.088	199	34.210	222	197
6	<b>1:40.541</b>	<b>44.114</b>	<b>197</b>	<b>26.188</b>	<b>213</b>	30.239	228	<b>247</b>	19	1:58.212	52.762	164	31.008	183	34.442	223	209
7	2:14.436	52.381	166	31.309	133	50.746	55	210	20	1:54.577	49.753	169	30.839	185	33.985	224	201
8	4:20.616	3:00.534	148	33.825	132	46.257	57		21	1:52.291	49.364	168	29.050	189	33.877	221	223
9	4:49.350	3:37.734	142	33.046	126	38.570	217		22	1:52.662	50.117	174	28.959	198	33.586	223	213
10	1:53.920	50.455	171	29.678	171	33.787	221	217	23	1:51.810	49.078	175	29.031	193	33.701	225	223
11	1:55.163	49.197	172	29.806	142	36.160	224	235	24	1:52.882	49.117	175	29.690	180	34.075	223	222
12	1:51.204	48.465	182	28.916	184	33.823	223	236	25	1:53.446	49.722	168	29.785	197	33.939	224	216
13	1:49.554	48.102	183	28.420	202	33.032	224	237									

Lap	Time	SE1	SP1	SE2	SP2	SE3	SP3	TSP	Lap	Time	SE1	SP1	SE2	SP2	SE3	SP3	TSP
<b>19 Beretta, ITA / Mapelli, ITA</b>									<b>theoretical besttime: 1:42.772</b>								
1	2:15.268	1:12.845	153	28.778	188	33.645	226		12	4:36.846	3:34.027	178	29.331	195	33.488	223	
2	1:56.161	48.155	180	27.804	203	40.202	59	193	13	1:48.298	47.333	185	28.295	200	32.670	225	228
3	5:01.085	3:57.495	160	29.854	180	33.736	230		14	1:49.194	48.092	184	28.456	206	32.646	226	240
4	1:45.850	46.950	184	27.342	206	31.558	<b>232</b>	225	15	1:48.187	47.296	186	28.194	207	32.697	226	239
5	<b>1:42.772</b>	<b>45.147</b>	<b>196</b>	<b>26.591</b>	<b>211</b>	<b>31.034</b>	230	<b>243</b>	16	1:47.751	46.850	187	28.382	205	32.519	225	241
6	2:10.501	50.622	174	29.280	163	50.599	49	215	17	1:48.288	47.060	185	28.413	207	32.815	226	240
7	13:49.847	12:47.695	170	29.071	191	33.081	226		18	1:48.283	47.189	186	28.392	205	32.702	228	241
8	1:49.729	48.372	183	28.498	199	32.859	227	220	19	1:49.067	47.649	181	28.622	206	32.796	225	241
9	1:49.408	47.674	177	28.527	186	33.207	225	237	20	1:48.301	47.152	185	28.348	207	32.801	225	240
10	1:48.516	47.596	184	28.265	205	32.655	226	234	21	1:49.361	47.342	183	28.660	206	33.359	225	240
11	1:58.254	47.820	184	28.622	204	41.812	58	235	22	1:57.192	47.724	182	28.890	207	40.578	57	239

Lap	Time	SE1	SP1	SE2	SP2	SE3	SP3	TSP	Lap	Time	SE1	SP1	SE2	SP2	SE3	SP3	TSP
<b>20 Wishofer, AUT / Snoeks, NLD</b>									<b>theoretical besttime: 1:47.331</b>								
1	4:01.451	2:46.305	131	30.464	193	44.682	48		13	2:00.012	48.392	176	28.970	189	42.650	49	231
2	2:58.414	1:57.652	160	28.254	209	32.508	225		14	4:43.619	3:40.106	165	29.698	190	33.815	225	
3	<b>1:48.224</b>	47.991	177	<b>28.103</b>	201	32.130	217	221	15	1:50.757	48.901	169	28.886	203	32.970	228	211
4	1:48.399	47.894	176	28.478	208	<b>32.027</b>	229	219	16	1:49.090	48.116	189	28.142	210	32.832	229	228
5	1:58.611	47.882	170	28.809	193	41.920	49	243	17	1:49.710	48.512	186	28.536	209	32.662	229	241





# ADAC GT Masters

## Sector List Free Practice 1



Provisional

Circuit Zandvoort, Length: 4307m

Air temperature: 18.52°C

Track temperature: 17.67°C

Weather condition: Wet

Reg. Nr.: KNAF 0304.19.255

Friday, August 9, 2019 10:30:00

Lap	Time	SE1	SP1	SE2	SP2	SE3	SP3	TSP	Lap	Time	SE1	SP1	SE2	SP2	SE3	SP3	TSP
6	9:00.993	7:43.220	112	37.703	142	40.070	188		18	1:48.728	47.761	187	28.376	210	32.591	229	237
7	2:19.023	59.270	144	31.950	160	47.803	48	166	19	1:48.754	47.594	188	28.366	210	32.794	229	241
8	4:28.512	3:20.355	149	30.745	177	37.412	220		20	1:50.333	47.889	186	28.408	209	34.036	229	242
9	2:07.307	52.685	158	30.187	183	44.435	48	193	21	1:48.751	47.221	186	28.488	210	33.042	229	244
10	3:26.675	2:21.724	164	30.562	173	34.389	225		22	1:48.611	47.371	187	28.351	211	32.889	229	244
11	1:52.663	50.081	169	29.195	185	33.387	225	198	23	1:48.755	47.201	189	28.642	209	32.912	229	242
12	1:51.970	49.253	178	29.438	191	33.279	225	216									

### 21 Bleekemolen, NLD / Eriksson, SWE

theoretical besttime: 1:46.554

1	2:30.281	1:09.254	139	33.503	172	47.524	48		12	1:49.465	47.954	187	28.409	201	33.102	225	225
2	2:57.797	1:58.178	179	27.657	201	31.962	226		13	2:01.724	47.986	185	28.584	205	45.154	49	237
3	1:58.016	48.018	182	27.994	205	42.004	49	200	14	5:49.245	4:41.979	175	28.968	183	38.298	225	
4	4:55.247	3:52.741	166	29.095	191	33.411	223		15	1:50.413	48.668	186	28.415	188	33.330	227	212
5	2:11.742	50.172	182	28.822	151	52.748	46	192	16	1:49.163	48.172	185	28.189	198	32.802	228	225
6	6:38.629	5:30.524	149	32.162	165	35.943	218		17	1:48.246	47.293	187	28.072	201	32.881	229	235
7	1:58.193	53.096	156	30.417	182	34.680	221	187	18	1:57.840	47.277	187	28.271	198	42.292	48	238
8	1:57.245	52.568	166	29.466	184	35.211	224	196	19	4:03.556	3:02.218	183	28.383	198	32.955	227	
9	2:08.393	50.442	176	29.138	167	48.813	225	215	20	1:47.667	46.951	187	28.096	206	32.620	228	238
10	2:01.242	49.126	182	28.899	183	43.217	48	208	21	1:48.158	46.935	187	28.240	201	32.983	228	241
11	5:34.289	4:28.419	180	28.766	182	37.104	224		22	1:49.109	47.535	186	28.378	199	33.196	227	242

### 24 Ortman, DEU / Winkelhock, DEU

theoretical besttime: 1:48.084

1	4:12.467	3:06.612	146	31.991	177	33.864	217		8	1:50.186	48.599	183	28.585	205	33.002	224	214
2	2:06.012	52.349	163	28.868	176	44.795	51	200	9	1:49.290	48.002	185	28.503	206	32.785	224	225
3	3:51.150	2:41.179	176	28.069	201	41.902	53		10	1:57.287	47.695	182	28.606	207	40.986	54	240
4	3:17.233	1:58.542	175	29.819	195	48.872	51		11	5:04.265	4:02.667	182	28.519	199	33.079	226	
5	4:50.407	3:25.430	116	36.060	133	48.917	53		12	1:48.436	47.264	184	28.421	204	32.751	225	239
6	10:40.526	9:23.250	157	31.746	159	45.530	53		13	1:57.173	47.559	182	28.694	202	40.920	54	240
7	8:37.646	7:33.816	174	29.799	191	34.031	224										

### 25 Schmidt, CHE / Haase, DEU

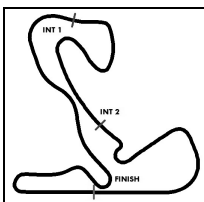
theoretical besttime: 1:46.926

1	2:32.914	1:16.950	163	30.808	147	45.156	53		13	1:48.737	47.252	186	28.422	204	33.063	224	229
2	3:11.348	2:00.729	168	29.262	193	41.357	54		14	1:48.532	47.191	186	28.210	207	33.131	225	233
3	5:31.891	4:27.295	169	30.001	178	34.595	226		15	1:57.155	47.372	185	28.339	202	41.444	54	240
4	2:06.698	47.967	185	27.563	203	51.168	53	216	16	5:48.940	4:46.476	180	28.574	198	33.890	229	
5	3:55.058	2:47.299	164	29.502	189	38.257	170		17	1:52.510	47.699	185	29.008	182	35.803	225	223
6	2:07.268	56.814	150	31.287	134	39.167	185	161	18	1:48.490	47.307	185	28.504	203	32.679	229	235
7	2:13.091	55.467	140	32.075	155	45.549	53	185	19	1:48.744	47.340	186	28.494	198	32.910	227	242
8	6:23.629	4:17.218	164	30.445	165	1:35.966	223		20	1:57.064	47.065	185	28.248	199	41.751	53	244
9	1:52.105	49.550	179	29.027	195	33.528	225	219	21	3:02.970	1:56.421	184	30.371	157	36.178	228	
10	1:53.012	48.774	181	28.781	204	35.457	225	226	22	1:47.688	46.708	185	28.258	201	32.722	228	238
11	1:49.373	47.721	183	28.635	206	33.017	229	234	23	1:47.933	46.930	182	28.348	208	32.655	229	241
12	1:59.602	47.815	185	28.477	209	43.310	220	225									

### 26 Rogivue, CHE / Vervisch, BEL

theoretical besttime: 1:42.770

1	4:27.840	3:10.583	165	32.100	168	45.157	53		13	1:50.786	48.233	185	28.963	200	33.590	222	231
2	3:19.066	2:02.409	168	32.154	189	44.503	52		14	1:50.667	48.944	186	28.573	209	33.150	227	234
3	4:04.125	3:04.165	184	28.398	188	31.562	234		15	1:50.315	48.202	186	28.815	194	33.298	226	235
4	1:56.723	44.912	199	26.296	207	45.515	51	241	16	1:50.117	48.365	184	28.548	208	33.204	227	228
5	5:34.957	4:27.921	139	31.288	127	35.748	215		17	1:48.970	47.469	186	28.637	208	32.864	228	241
6	1:56.829	52.611	164	30.090	174	34.128	221	204	18	1:49.420	47.709	186	28.707	207	33.004	226	242
7	1:52.713	50.246	179	29.044	198	33.423	223	213	19	1:49.066	47.346	186	28.695	204	33.025	227	241
8	1:50.974	49.005	184	28.663	201	33.306	224	234	20	2:04.695	52.740	186	28.767	199	43.188	53	242
9	1:52.784	49.860	172	29.133	194	33.791	225	225	21	5:07.134	4:05.394	187	28.529	204	33.211	227	
10	2:03.057	50.670	162	29.257	199	43.130	53	215	22	1:49.381	47.513	186	28.641	203	33.227	228	241
11	5:27.419	4:24.817	173	29.329	197	33.273	225		23	1:50.407	47.467	185	29.394	163	33.546	225	241
12	1:51.768	49.203	183	28.877	209	33.688	225	228	24	1:57.509	47.612	184	28.822	204	41.075	53	239



# ADAC GT Masters

## Sector List Free Practice 1



Provisional

Circuit Zandvoort, Length: 4307m

Air temperature: 18.52°C

Track temperature: 17.67°C

Weather condition: Wet

Reg. Nr.: KNAF 0304.19.255

Friday, August 9, 2019 10:30:00

Lap	Time	SE1	SP1	SE2	SP2	SE3	SP3	TSP	Lap	Time	SE1	SP1	SE2	SP2	SE3	SP3	TSP
<b>28 Feller, CHE / Vanthoor, BEL</b>									<b>theoretical besttime: 1:39.909</b>								
1	4:10.015	2:52.528	145	32.910	161	44.577	58		10	1:49.374	48.056	185	28.374	200	32.944	228	231
2	4:32.471	3:29.830	154	30.125	168	32.516	232		11	1:48.556	47.470	187	28.232	207	32.854	225	231
3	1:43.412	46.174	190	26.852	206	30.386	<b>238</b>	244	12	1:48.916	47.717	185	28.189	206	33.010	225	237
4	<b>1:41.325</b>	<b>44.590</b>	186	26.982	<b>211</b>	<b>29.753</b>	<b>238</b>	<b>251</b>	13	1:56.602	47.569	185	28.175	208	40.858	58	236
5	2:00.468	<b>43.650</b>	<b>199</b>	<b>26.506</b>	157	50.312	57	251	14	4:47.839	3:39.966	185	34.862	181	33.011	227	
6	12:42.965	11:38.930	165	29.463	199	34.572	223		15	1:48.493	47.268	186	27.988	199	33.237	224	240
7	1:52.896	50.333	172	29.025	194	33.538	226	204	16	1:52.111	51.070	182	28.433	207	32.608	228	142
8	1:49.640	48.509	183	28.292	201	32.839	226	224	17	1:55.223	47.333	184	28.039	205	39.851	58	242
9	1:49.672	47.861	184	28.158	200	33.653	222	234	18	3:05.139	1:56.963	184	28.157	205	40.019	58	

<b>29 Hofer, AUT / Mies, DEU</b>									<b>theoretical besttime: 1:46.790</b>								
1	2:26.855	1:26.562	179	27.841	207	32.452	230		14	1:50.924	48.842	183	28.298	209	33.784	226	229
2	<b>1:46.849</b>	<b>46.817</b>	187	27.769	202	<b>32.263</b>	<b>231</b>	225	15	1:50.196	48.378	182	28.361	203	33.457	227	236
3	1:58.657	49.496	146	28.754	197	40.407	57	225	16	1:48.676	47.480	183	28.297	198	32.899	228	236
4	11:11.175	10:05.073	176	28.919	198	37.183	179		17	1:48.589	47.358	185	28.244	207	32.987	228	241
5	2:16.014	58.593	159	31.584	142	45.837	58	149	18	1:48.886	47.686	183	28.176	205	33.024	228	242
6	2:10.598	1:05.776	157	30.333	166	34.489	220		19	1:50.940	47.833	174	28.480	197	34.627	226	240
7	1:54.276	50.963	174	29.316	189	33.997	220	208	20	1:56.854	48.292	183	28.218	207	40.344	58	232
8	1:59.114	49.496	178	28.872	197	40.746	58	229	21	3:25.826	2:24.065	180	28.363	189	33.398	229	
9	3:16.759	2:09.167	102	31.305	107	36.287	227		22	1:47.363	47.356	187	<b>27.710</b>	<b>208</b>	32.297	230	237
10	1:52.303	49.688	179	28.982	194	33.633	227	200	23	1:47.249	46.906	186	27.880	207	32.463	230	243
11	2:00.545	49.461	155	37.398	147	33.686	224	212	24	1:47.720	46.976	186	28.028	207	32.716	228	<b>244</b>
12	1:49.350	47.941	183	28.527	206	32.882	227	237	25	1:47.956	47.157	186	28.087	208	32.712	228	243
13	1:50.048	48.068	179	28.804	206	33.176	228	230									

<b>31 Niederhauser, CHE / van der Linde, ZAF</b>									<b>theoretical besttime: 1:40.465</b>								
1	2:16.368	1:02.578	159	29.896	177	43.894	57		12	1:58.417	47.618	187	31.068	123	39.731	226	241
2	4:05.230	2:59.981	151	30.788	168	34.461	229		13	1:53.419	47.678	186	28.538	181	37.203	226	242
3	1:50.278	49.326	186	28.515	194	32.437	235	202	14	1:55.762	46.798	185	28.277	203	40.687	58	242
4	1:44.193	46.365	191	27.174	205	30.654	236	246	15	4:45.455	3:43.578	180	29.020	200	32.857	228	
5	<b>1:41.159</b>	<b>44.262</b>	<b>197</b>	<b>26.832</b>	<b>211</b>	<b>30.065</b>	<b>238</b>	<b>250</b>	16	1:47.746	47.036	185	27.992	207	32.718	229	232
6	1:58.737	<b>44.032</b>	196	<b>26.368</b>	<b>212</b>	48.337	57	<b>252</b>	17	1:56.286	46.920	185	28.206	192	41.160	57	243
7	10:43.937	9:37.829	149	31.101	175	35.007	220		18	4:46.125	3:43.711	186	28.613	188	33.801	229	
8	1:53.977	50.859	178	29.282	195	33.836	223	207	19	1:47.237	46.427	187	28.245	206	32.565	229	243
9	1:55.089	48.557	184	28.621	166	37.911	223	233	20	1:58.582	47.758	172	29.153	189	41.671	58	243
10	1:49.954	47.927	182	28.672	195	33.355	227	238	21	3:13.376	1:59.864	163	29.425	190	44.087	53	
11	1:48.965	47.300	187	28.448	204	33.217	228	242									

<b>33 Salaquarda, CZE / Stippler, DEU</b>									<b>theoretical besttime: 1:48.388</b>								
1	2:19.952	1:13.515	153	31.240	156	35.197	225		11	2:00.874	48.905	180	28.697	205	43.272	57	230
2	1:49.434	48.443	<b>184</b>	<b>27.955</b>	<b>208</b>	33.036	229	212	12	6:02.668	4:52.239	170	34.560	142	35.869	228	
3	2:00.892	49.632	170	28.923	201	42.337	58	219	13	1:49.593	48.590	180	28.114	203	<b>32.889</b>	<b>228</b>	222
4	7:10.288	5:48.837	159	29.604	164	51.847	56		14	<b>1:48.770</b>	<b>47.544</b>	<b>184</b>	28.211	205	33.015	228	<b>241</b>
5	12:36.276	11:28.218	150	31.347	155	36.711	221		15	1:54.478	48.195	176	28.882	183	37.401	229	241
6	2:03.536	53.347	170	31.134	128	39.055	225	197	16	2:03.694	49.535	178	30.003	181	44.156	56	212
7	1:53.096	50.042	177	28.933	194	34.121	225	214	17	5:28.810	4:25.618	172	29.278	193	33.914	228	
8	1:50.936	48.824	179	28.671	203	33.441	226	229	18	1:51.839	49.740	172	28.784	207	33.315	230	212
9	1:51.261	48.915	179	28.806	201	33.540	225	233	19	1:50.056	48.423	178	28.740	207	32.893	229	227
10	1:54.013	50.482	175	29.722	193	33.809	226	224									

<b>36 Dienst, DEU / Read, AUS</b>									<b>theoretical besttime: 1:48.458</b>								
1	3:20.138	1:58.073	139	33.523	165	48.542	51		13	1:52.821	49.617	167	29.155	196	34.049	223	224
2	2:22.617	1:10.290	125	34.591	156	37.736	188		14	2:00.574	49.180	178	29.454	187	41.940	58	228
3	2:11.351	58.061	143	35.714	159	37.576	186	185	15	5:33.303	4:30.602	165	29.329	185	33.372	226	
4	2:13.657	56.378	146	32.550	165	44.729	58	194	16	1:50.136	48.714	182	28.443	193	32.979	224	209
5	8:10.654	6:52.948	137	34.434	152	43.272	168		17	1:48.907	47.917	181	28.345	201	<b>32.645</b>	<b>229</b>	223
6	2:27.532	1:07.819	114	38.185	134	41.528	184	154	18	<b>1:48.718</b>	47.643	183	<b>28.256</b>	<b>203</b>	32.819	228	<b>233</b>
7	2:10.296	1:00.190	136	33.249	161	36.857	215	166	19	1:57.107	47.579	185	28.366	202	41.162	55	232
8	2:05.389	55.194	151	33.652	147	36.543	217	200	20	5:48.313	4:47.134	177	28.465	204	32.714	228	
9	1:58.631	53.207	152	30.555	172	34.869	221	211	21	1:49.089	<b>47.557</b>	<b>181</b>	28.497	200	33.035	227	231
10	1:57.261	51.946	156	30.052	174	35.263	225	216	22	1:48.876	47.597	182	28.281	203	32.998	228	225

ver: 1.0

www.adac.de/motorsport

Page 5/7 printed: 9.8.2019 11:43

ADAC Vorteilswelt

Audi Sport

motorsport

CAMP DAVID

DEKRA

Elfracht

Herrenausstatter.de

KÄRCHER

kfzteile24

KÜHNE+NAGEL

PIRELLI

postcon

FR RACING

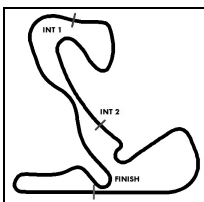
RAVENOL

Sport Bild

WINN BUSCH

DMSB

2019 INTERNATIONAL SERIES



# ADAC GT Masters

## Sector List Free Practice 1



Provisional

Circuit Zandvoort, Length: 4307m

Air temperature: 18.52°C

Track temperature: 17.67°C

Weather condition: Wet

Reg. Nr.: KNAF 0304.19.255

Friday, August 9, 2019 10:30:00

Lap	Time	SE1	SP1	SE2	SP2	SE3	SP3	TSP	Lap	Time	SE1	SP1	SE2	SP2	SE3	SP3	TSP
11	1:54.467	50.579	167	29.789	180	34.099	223	219	23	1:58.258	48.251	179	28.410	197	41.597	57	227
12	1:52.966	49.609	170	29.364	190	33.993	224	224									

### 47 Dontje, NLD / Götz, DEU

theoretical besttime: 1:47.626

1	2:48.246	1:37.989	160	29.078	188	41.179	53		12	3:09.527	2:04.324	162	30.697	177	34.506	226	
2	3:27.000	2:13.801	162	29.455	186	43.744	59		13	1:50.927	49.430	183	28.555	203	32.942	228	203
3	18:08.801	17:03.529	156	30.759	174	34.513	221		14	1:48.787	47.550	184	28.450	207	32.787	229	236
4	1:53.612	49.693	179	28.964	187	34.955	224	206	15	1:48.017	47.028	187	28.378	207	32.611	229	240
5	1:52.719	48.361	185	28.960	189	35.398	225	235	16	1:47.890	47.137	187	28.358	208	32.395	229	242
6	1:50.174	48.192	186	28.663	195	33.319	225	208	17	1:48.139	46.943	189	28.575	208	32.621	229	243
7	1:49.330	47.595	185	28.766	194	32.969	227	233	18	1:48.391	47.058	187	28.444	206	32.889	229	243
8	1:49.152	47.309	186	28.486	201	33.357	225	240	19	1:48.599	47.533	189	28.478	208	32.588	229	233
9	1:49.232	47.423	179	28.793	205	33.016	225	238	20	1:56.459	47.174	187	28.582	208	40.703	58	241
10	1:48.320	46.916	186	28.520	205	32.884	225	240	21	2:58.001	1:56.962	186	28.461	207	32.578	230	
11	1:56.764	47.729	184	28.780	206	40.255	60	236	22	1:48.341	47.027	189	28.315	210	32.999	227	243

### 48 Vettel, DEU / Ellis, GBR

theoretical besttime: 1:49.040

1	16:10.114	14:19.340	101	41.137	103	1:09.637	44		10	1:50.914	48.843	183	28.565	203	33.506	222	236
2	10:47.902	9:42.539	166	30.818	168	34.545	222		11	1:58.661	48.088	181	28.697	202	41.876	57	236
3	1:53.623	50.010	166	29.767	183	33.846	222	198	12	4:51.024	3:45.528	159	30.198	192	35.298	222	
4	1:58.076	52.742	175	31.062	115	34.272	222	189	13	1:53.623	50.618	174	29.095	197	33.910	225	203
5	1:50.654	48.448	177	29.005	199	33.201	223	218	14	1:51.379	49.497	181	28.589	207	33.293	225	216
6	1:50.212	48.247	178	28.837	199	33.128	223	231	15	1:49.775	48.406	184	28.248	208	33.121	225	235
7	1:50.222	47.870	177	28.985	207	33.367	222	232	16	1:51.192	48.289	183	28.428	205	34.475	225	235
8	1:50.498	47.841	179	28.777	197	33.880	221	229	17	1:50.512	48.642	184	28.461	205	33.409	225	237
9	2:11.186	1:01.591	157	34.074	181	35.521	224	233	18	1:49.384	48.120	185	28.313	206	32.951	227	241

### 63 Bortolotti, ITA / Engelhart, DEU

theoretical besttime: 1:41.638

1	2:25.665	1:20.390	167	29.800	179	35.475	226		13	1:49.775	47.801	183	28.575	200	33.399	225	235
2	1:48.563	47.616	183	27.948	195	32.999	233	215	14	1:49.539	47.837	185	28.440	196	33.262	226	240
3	1:48.866	48.594	167	27.904	200	32.368	233	219	15	1:58.510	47.362	183	28.473	202	42.675	51	240
4	1:43.059	44.972	197	27.000	207	31.087	235	244	16	4:31.375	3:29.616	175	28.865	197	32.894	225	
5	1:41.638	44.354	197	26.954	210	30.330	238	248	17	1:48.786	47.844	184	28.359	205	32.583	227	237
6	1:54.845	44.455	192	27.154	209	43.236	229	251	18	1:59.128	49.961	178	28.342	202	40.825	58	203
7	2:02.598	46.217	181	27.350	209	49.031	49	244	19	4:41.800	3:38.774	185	28.073	203	34.953	227	
8	4:50.139	3:42.840	146	30.249	179	37.050	208		20	1:47.844	47.316	184	28.153	206	32.375	227	241
9	2:12.298	54.572	152	31.584	162	46.142	49	176	21	1:47.971	47.310	183	28.153	206	32.508	228	242
10	4:04.165	3:00.463	168	29.469	181	34.233	224		22	1:59.487	47.816	179	29.068	190	42.603	59	240
11	1:50.658	48.882	180	28.610	195	33.166	225	213	23	5:47.459	4:28.346	185	31.641	165	47.472	57	
12	1:56.903	48.634	182	28.719	171	39.550	225	235									

### 69 Luhr, DEU / Holzer, DEU

theoretical besttime: 1:46.933

1	2:28.612	1:22.072	157	29.019	180	37.521	227		14	3:28.778	2:25.374	178	29.331	187	34.073	223	
2	1:48.093	47.928	183	28.008	194	32.157	228	188	15	1:51.560	49.290	179	28.938	197	33.332	225	202
3	1:49.221	47.208	153	29.297	194	32.716	228	219	16	1:51.681	48.224	182	29.214	202	34.243	220	225
4	1:59.236	47.605	177	28.790	187	42.841	55	219	17	1:50.036	48.141	184	28.575	204	33.320	225	224
5	3:27.405	2:24.031	150	29.440	148	33.934	229		18	1:50.293	48.161	180	28.822	206	33.310	225	224
6	2:06.523	49.042	161	27.568	181	49.913	50	188	19	1:59.514	48.688	185	28.759	206	42.067	57	221
7	5:15.697	4:04.231	145	32.278	132	39.188	186		20	5:18.421	4:07.827	183	28.607	206	41.987	57	
8	2:05.612	57.032	126	32.591	152	35.989	207	158	21	3:04.270	2:03.077	184	28.308	209	32.885	226	
9	1:57.562	52.746	152	30.029	167	34.787	219	176	22	1:49.231	47.624	185	28.454	209	33.153	228	234
10	2:01.878	53.894	144	32.639	155	35.345	221	177	23	1:49.180	47.610	186	28.521	205	33.049	229	241
11	1:56.956	51.007	159	29.945	156	36.004	222	192	24	1:49.461	47.733	184	28.721	208	33.007	228	233
12	1:54.592	50.374	158	29.900	168	34.318	225	197	25	1:58.543	48.224	180	28.993	206	41.326	58	241
13	2:01.445	49.375	169	29.245	170	42.825	55	198									

### 71 Paul, DEU / Tregurtha, GBR

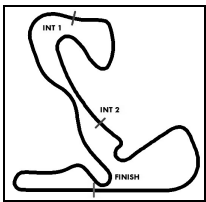
theoretical besttime: 1:48.795

1	2:57.796	1:56.717	168	28.659	206	32.420	228		14	1:58.147	48.021	185	28.783	202	41.343	57	230
2	1:52.461	47.766	180	30.612	186	34.083	225	190	15	3:58.669	2:47.063	146	33.635	157	37.971	215	
3	2:04.440	51.504	178	29.751	183	43.185	53	190	16	2:11.835	55.711	149	30.201	189	45.923	58	183
4	5:33.527	4:29.236	149	30.885	177	33.406	226		17	3:14.561	2:09.628	157	29.730	193	35.203	223	
5	2:08.163	48.988	186	28.972	143	50.203	48	189	18	1:54.458	51.179	167	29.086	194	34.193	225	183

ver: 1.0

www.adac.de/motorsport

Page 6/7 printed: 9.8.2019 11:43



# ADAC GT Masters

## Sector List Free Practice 1



Provisional

Circuit Zandvoort, Length: 4307m

Air temperature: 18.52°C

Track temperature: 17.67°C

Weather condition: Wet

Reg. Nr.: KNAF 0304.19.255

Friday, August 9, 2019 10:30:00

Lap	Time	SE1	SP1	SE2	SP2	SE3	SP3	TSP	Lap	Time	SE1	SP1	SE2	SP2	SE3	SP3	TSP
6	4:37.524	3:29.215	160	31.582	153	36.727	212		19	1:53.072	50.305	168	28.972	202	33.795	225	198
7	2:02.696	56.580	165	30.674	175	35.442	221	185	20	1:53.068	50.709	174	28.787	206	33.572	225	219
8	1:58.290	53.608	164	29.940	176	34.742	224	187	21	1:50.904	48.927	178	28.641	209	33.336	227	236
9	1:53.982	50.325	174	29.522	190	34.135	225	204	22	1:51.617	48.529	170	29.515	206	33.573	224	241
10	1:53.248	49.670	181	29.264	185	34.314	225	209	23	<b>1:50.838</b>	48.900	178	<b>28.609</b>	<b>208</b>	33.329	227	228
11	1:54.517	50.367	152	29.959	175	34.191	227	216	24	2:06.766	48.642	179	28.667	209	49.457	59	<b>242</b>
12	1:51.073	48.840	180	28.979	192	33.254	228	218	25	3:08.206	2:05.403	183	29.699	209	33.104	229	
13	1:50.842	48.541	185	28.834	202	33.467	227	221									

### 77 Pommer, DEU / Kirchhöfer, DEU

theoretical besttime: 1:47.884

1	7:45.259	6:25.324	172	30.693	124	49.242	57		13	1:59.258	47.701	159	28.238	211	43.319	52	<b>244</b>
2	4:19.524	3:07.391	170	29.163	182	42.970	58		14	3:24.285	2:22.943	183	28.147	211	33.195	234	
3	2:59.778	1:35.721	144	31.651	158	52.406	50		15	1:52.476	48.161	185	28.192	211	36.123	236	242
4	4:34.620	3:20.916	134	34.690	163	39.014	221		16	<b>1:47.912</b>	<b>47.142</b>	<b>186</b>	<b>27.989</b>	<b>210</b>	32.781	238	243
5	1:58.855	54.189	156	29.862	172	34.804	224	183	17	1:56.508	47.858	184	28.190	209	40.460	58	244
6	1:56.599	52.449	164	29.207	181	34.943	225	190	18	3:01.025	1:59.240	174	28.403	188	33.382	235	
7	1:52.244	49.616	173	28.763	176	33.865	226	215	19	1:49.057	47.967	183	28.187	194	32.903	229	232
8	1:51.013	48.812	178	28.559	174	33.642	227	220	20	1:48.958	47.750	184	28.263	198	32.945	229	231
9	1:59.842	48.730	182	28.527	177	42.585	54	217	21	1:48.461	47.554	185	28.154	209	<b>32.753</b>	<b>229</b>	232
10	3:47.025	2:44.120	177	29.421	199	33.484	230		22	1:48.888	47.587	182	28.221	203	33.080	229	238
11	1:50.110	48.397	181	28.561	210	33.152	228	233	23	1:48.500	47.392	184	28.160	209	32.948	229	242
12	1:48.966	47.886	184	28.226	205	32.854	229	242	24	1:57.855	47.290	184	28.540	176	42.025	226	236

### 82 Ineichen, CHE / Perera, FRA

theoretical besttime: 1:46.555

1	3:28.913	2:26.548	147	29.365	180	33.000	229		12	3:52.440	2:49.926	174	29.026	203	33.488	227	
2	<b>1:47.059</b>	47.093	184	<b>27.964</b>	197	<b>32.002</b>	<b>232</b>	212	13	1:53.450	50.668	165	29.548	202	33.234	227	218
3	1:52.980	<b>46.589</b>	<b>186</b>	28.172	198	38.219	230	239	14	1:50.386	48.356	184	28.470	209	33.560	228	232
4	2:00.987	48.053	183	29.081	207	43.853	57	239	15	1:49.390	47.897	186	28.419	209	33.074	229	243
5	3:40.623	2:26.997	168	28.816	177	44.810	50		16	1:49.968	47.825	183	28.675	206	33.468	229	<b>244</b>
6	13:13.728	12:01.313	132	34.442	148	37.973	222		17	1:51.681	49.753	181	28.505	205	33.423	229	228
7	1:58.920	51.204	168	29.629	144	38.087	226	208	18	2:02.283	49.310	179	30.276	187	42.697	56	228
8	1:51.733	49.397	186	28.575	184	33.761	228	217	19	6:37.205	5:26.234	158	32.481	146	38.490	219	
9	2:05.858	48.942	134	34.926	64	41.990	229	230	20	2:02.199	54.127	164	31.674	150	36.398	227	180
10	1:48.998	47.492	183	28.324	190	33.182	229	238	21	2:11.506	52.283	173	31.157	174	48.066	54	203
11	2:01.497	47.829	186	28.535	170	45.133	55	242									

### 99 Perez Companc, ARG / Keilwitz, DEU

theoretical besttime: 1:42.280

1	3:17.547	2:07.317	143	33.459	156	36.771	221		14	2:01.210	50.431	173	29.283	209	41.496	215	214
2	1:55.247	51.568	170	29.447	165	34.232	228	179	15	1:55.132	50.486	176	30.485	179	34.161	224	195
3	1:49.554	49.226	181	28.091	201	32.237	233	216	16	2:03.382	49.936	175	28.661	210	44.785	58	227
4	1:45.657	46.705	173	27.774	197	31.178	235	228	17	4:06.158	3:03.656	174	28.767	209	33.735	225	
5	1:42.574	45.402	197	<b>26.741</b>	<b>212</b>	30.431	<b>239</b>	234	18	1:52.641	49.522	179	28.985	210	34.134	227	225
6	<b>1:42.501</b>	<b>45.271</b>	<b>198</b>	26.962	212	<b>30.268</b>	238	<b>248</b>	19	1:50.492	48.254	181	28.817	209	33.421	228	236
7	2:11.104	45.775	195	27.198	146	58.131	44	242	20	1:51.877	49.623	175	28.753	205	33.501	228	239
8	4:41.845	3:32.076	153	32.134	148	37.635	209		21	2:02.494	49.130	173	30.067	195	43.297	58	242
9	2:00.614	54.609	158	31.279	168	34.726	221	176	22	3:49.721	2:43.797	164	30.034	199	35.890	225	
10	1:56.225	51.679	164	30.070	164	34.476	224	197	23	1:49.991	48.564	182	28.160	211	33.267	227	234
11	1:55.406	50.564	160	30.724	174	34.118	225	215	24	1:50.096	48.450	180	28.364	211	33.282	229	242
12	2:05.747	50.893	148	30.619	174	44.235	55	212	25	1:51.181	48.092	160	29.802	196	33.287	228	244
13	4:17.899	3:12.363	155	30.641	197	34.895	222		26	2:26.020	47.952	181	52.240	166	45.828	58	243





# ADAC GT Masters

## Top speed list Free Practice 1



Provisional

Reg. Nr.: KNAF 0304.19.255

Circuit Zandvoort, Length: 4307m

Air temperature: 18.52°C

Track temperature: 17.67°C

Weather condition: Wet

Friday, August 9, 2019 10:30:00

#	Name (NAT)	Team	Car name	Speed	Lap	Race time
7	Luca Ludwig (DEU)	HB Racing (AUT)	Ferrari 488 GT3	253.52	6	11:56.626
12	Mattia Drudi (ITA)	EFP Car Collection by TECE	Audi R8 LMS GT3	252.33	5	10:17.438
8	Dennis Marschall (DEU)	HCB-Rutronik-Racing	Audi R8 LMS GT3	252.33	5	11:10.559
11	Pierre Kaffer (DEU)	EFP Car Collection by TECE	Audi R8 LMS GT3	252.33	6	11:26.125
31	Patric Niederhauser (CHE)	HCB-Rutronik-Racing	Audi R8 LMS GT3	252.33	6	11:39.901
28	Dries Vanthoor (BEL)	Montaplast by Land-Motorsport (DEU)	Audi R8 LMS GT3	251.74	4	10:28.579
63	Christian Engelhart (DEU)	Lamborghini Huracan GT3 EVO	Lamborghini Huracan GT3 EVO	251.16	6	9:30.475
17	Timo Bernhard (DEU)	KÜS TEAM75 Bernhard (DEU)	Porsche 911 GT3 R	250.00	7	10:51.896
99	Daniel Keilwitz (DEU)	PROpeak Performance	Aston Martin Vantage AMR GT3	248.27	6	10:33.255
18	Matteo Cairoli (ITA)	KÜS TEAM75 Bernhard (DEU)	Porsche 911 GT3 R	247.70	6	11:05.349
82	Rolf Ineichen (CHE)	ORANGE1 by GRT Grasser (AUT)	Lamborghini Huracan GT3 EVO	244.89	16	45:19.723
77	Marvin Kirchhöfer (DEU)	Callaway Competition (DEU)	Corvette C7 GT3-R	244.34	13	36:46.614
25	Christopher Haase (DEU)	BWT Mücke Motorsport (DEU)	Audi R8 LMS GT3	244.34	20	52:31.870
20	Kelvin Snoeks (NLD)	Team ZAKSPEED BKK Mobil Oil Racing (DEU)	Mercedes-AMG GT3	244.34	21	55:26.009
29	Max Hofer (AUT)	Montaplast by Land-Motorsport (DEU)	Audi R8 LMS GT3	244.34	24	56:30.808
47	Indy Dontje (NLD)	MANN-FILTER Team HTP (DEU)	Mercedes-AMG GT3	243.79	17	49:41.270
19	Marco Mapelli (ITA)	ORANGE1 by GRT Grasser (AUT)	Lamborghini Huracan GT3 EVO	243.24	5	11:01.108
4	Stephane Tribaudini (FRA)	Aust Motorsport (DEU)	Audi R8 LMS GT3	243.24	22	56:48.953
3	Remo Lips (CHE)	Aust Motorsport (DEU)	Audi R8 LMS GT3	243.24	23	59:48.890
26	Nikolaj Rogivue (CHE)	BWT Mücke Motorsport (DEU)	Audi R8 LMS GT3	242.69	20	49:10.380
71	Maximilian Paul (DEU)	T3 Motorsport	Audi R8 LMS GT3	242.69	24	55:18.519
21	Jeroen Bleekemolen (NLD)	Team ZAKSPEED BKK Mobil Oil Racing (DEU)	Mercedes-AMG GT3	242.69	22	59:39.337
13	David Jahn (DEU)	RWT Racing (AUT)	Corvette C7 GT3-R	242.15	5	10:31.597
33	Filip Salaquarda (CZE)	Team ISR (CZE)	Audi R8 LMS GT3	241.61	14	45:25.597
1	Thomas Preining (AUT)	Precote Herberth Motorsport (DEU)	Porsche 911 GT3 R	241.61	18	48:50.789
69	Lucas Luhr (DEU)	Iron Force Racing	Porsche 911 GT3 R	241.07	23	53:59.409
48	Fabian Vettel (DEU)	MANN-FILTER Team HTP (DEU)	Mercedes-AMG GT3	241.07	18	58:22.374
24	Mike David Ortmann (DEU)	BWT Mücke Motorsport (DEU)	Audi R8 LMS GT3	240.53	13	50:07.707
14	Nicolai Sylvest (DNK)	MRS GT-Racing (DEU)	BMW M6 GT3	240.53	21	58:35.197
2	Luca Stolz (DEU)	TOKSPORT WRT (DEU)	Mercedes-AMG GT3	240.00	20	57:22.239
36	Marvin Dienst (DEU)	Schütz Motorsport (DEU)	Mercedes-AMG GT3	233.26	18	45:53.507