



ADAC Formel 4

Result List Free Practice 1



Provisional

Circuit Zandvoort, Length: 4307m
Air temperature: 17.89°C
Track temperature: 17.41°C
Weather condition: Wet

Reg. Nr.: KNAF 0304.19.255

Friday, August 9, 2019 9:10:00

started : 19 classified : 19 not classified : 0

Nr.	Drivers	Team	Lap	Best Time	Gap	Diff	Kph	Day Time
Cl.	Car	Competitor						
1	14 G.Saucy(SUI) ADAC Formel 4	(T) R-ACE GP R-ACE GP	13	1:48.268			143.2	9:39:12
2	21 T.Pourchaire(FRA) ADAC Formel 4	(T) US Racing - CHR(S)DEU US Racing - CHR(S)	12	1:48.298	0.030	0.030	143.1	9:40:54
3	44 M.Belov(RUS) ADAC Formel 4	(T) R-ACE GP R-ACE GP	15	1:48.594	0.326	0.296	142.7	9:41:12
4	5 G.Petecof(BRA) ADAC Formel 4	(T) Prema Powerteam SRL(ITA) Prema Powerteam SRL	12	1:49.028	0.760	0.434	142.2	9:39:33
5	4 N.Krütten(DEU) ADAC Formel 4	(T) Van Amersfoort Racing(NLD) Van Amersfoort Racing	14	1:49.038	0.770	0.010	142.1	9:41:33
6	10 O.Rasmussen(DNK) ADAC Formel 4	Prema Powerteam SRL(ITA) Prema Powerteam SRL	12	1:49.127	0.859	0.089	142.0	9:38:46
7	28 A.Ghiretti(FRA) ADAC Formel 4	US Racing - CHR(S)DEU US Racing - CHR(S)	13	1:49.186	0.918	0.059	142.0	9:40:51
8	26 J.Dürksen(PAR) R ADAC Formel 4	(T) ADAC Berlin-Brandenburg e.V.(DEU) ADAC Berlin-Brandenburg e.V.	12	1:49.348	1.080	0.162	141.7	9:34:46
9	17 A.Leclerc(MCO) ADAC Formel 4	(T) US Racing - CHR(S)DEU US Racing - CHR(S)	13	1:49.438	1.170	0.090	141.6	9:40:43
10	62 D.Hauger(NOR) ADAC Formel 4	(T) Van Amersfoort Racing(NLD) Van Amersfoort Racing	9	1:49.449	1.181	0.011	141.6	9:33:58
11	8 L.Alleco Roy(MCO) ADAC Formel 4	Van Amersfoort Racing(NLD) Van Amersfoort Racing	14	1:49.450	1.182	0.001	141.6	9:41:28
12	16 S.Estner(DEU) ADAC Formel 4	Van Amersfoort Racing(NLD) Van Amersfoort Racing	13	1:49.789	1.521	0.339	141.2	9:40:35
13	11 A.Famularo(VEN) ADAC Formel 4	Prema Powerteam SRL(ITA) Prema Powerteam SRL	13	1:49.858	1.590	0.069	141.1	9:40:33
14	2 N.Göhler(DEU) R ADAC Formel 4	ADAC Berlin-Brandenburg e.V.(DEU) ADAC Berlin-Brandenburg e.V.	14	1:49.860	1.592	0.002	141.1	9:41:43
15	3 P.Aron(EST) R ADAC Formel 4	(T) Prema Powerteam SRL(ITA) Prema Powerteam SRL	13	1:49.892	1.624	0.032	141.0	9:39:47
16	19 H.David(FRA) ADAC Formel 4	R-ACE GP R-ACE GP	13	1:49.994	1.726	0.102	140.9	9:39:11
17	7 R.Stanek(CZE) R ADAC Formel 4	US Racing - CHR(S)DEU US Racing - CHR(S)	15	1:50.448	2.180	0.454	140.3	9:41:11
18	6 I.Cohen(ISR) ADAC Formel 4	Van Amersfoort Racing(NLD) Van Amersfoort Racing	9	1:50.575	2.307	0.127	140.2	9:33:06
19	15 L.Toth(HUN) ADAC Formel 4	R-ACE GP R-ACE GP	14	1:51.270	3.002	0.695	139.3	9:41:21

T =nominated for Team Classification

Subject to final scrutineering!

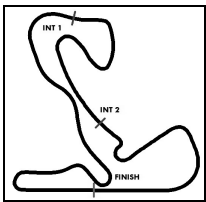
Publication time:	Clerk of the Course: Kees Koning	Timekeeper: Steffen Ruhl
-------------------	----------------------------------	--------------------------

ver: 1.0

www.adac.de/motorsport

Page 1/ 1 printed: 9.8.2019 9:53





ADAC Formel 4

Sector List Free Practice 1



Provisional

Reg. Nr.: KNAF 0304.19.255

Circuit Zandvoort, Length: 4307m

Air temperature: 17.89°C

Track temperature: 17.41°C

Weather condition: Wet

Friday, August 9, 2019 9:10:00

Lap	Time	SE1	SP1	SE2	SP2	SE3	SP3	TSP	Lap	Time	SE1	SP1	SE2	SP2	SE3	SP3	TSP
2 Göhler, DEU									theoretical besttime: 1:49.818								
1	3:10.712	1:59.085	143	33.053	129	38.574	185		8	5:20.936	4:17.338	178	29.147	189	34.451	201	
2	1:58.472	52.407	172	30.199	171	35.866	200	187	9	1:51.554	48.663	180	28.916	190	33.975	205	210
3	1:55.500	50.796	174	29.765	180	34.939	202	208	10	1:51.056	48.412	178	28.838	189	33.806	204	215
4	1:56.371	51.601	168	29.485	180	35.285	203	198	11	1:50.862	48.580	179	28.611	192	33.671	205	215
5	1:52.473	49.260	178	29.151	187	34.062	203	210	12	1:50.436	48.300	180	28.691	174	33.445	205	215
6	1:51.777	48.947	180	28.965	189	33.865	205	212	13	1:49.928	48.191	180	28.693	191	33.044	206	217
7	2:32.115	1:17.113	174	29.287	164	45.715	43	215	14	1:49.860	48.173	180	28.653	191	33.034	207	216

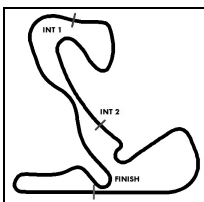
Lap	Time	SE1	SP1	SE2	SP2	SE3	SP3	TSP	Lap	Time	SE1	SP1	SE2	SP2	SE3	SP3	TSP
3 Aron, EST									theoretical besttime: 1:49.737								
1	2:23.787	1:13.444	149	32.966	135	37.377	198		8	1:51.421	49.056	173	28.524	177	33.841	205	213
2	2:11.113	52.802	155	29.870	172	48.441	52	192	9	2:03.341	49.014	173	28.653	186	45.674	52	213
3	3:50.610	2:46.447	157	29.799	187	34.364	202		10	4:13.931	3:12.037	173	28.337	183	33.557	206	
4	1:59.954	50.772	168	28.899	188	40.283	203	204	11	1:50.457	48.674	175	28.429	187	33.354	207	214
5	1:53.994	49.897	170	28.753	187	35.344	205	208	12	1:50.002	48.523	175	28.417	190	33.062	208	216
6	1:52.016	49.592	172	28.602	182	33.822	205	206	13	1:49.892	48.415	175	28.358	191	33.119	207	217
7	1:55.878	49.676	171	30.844	165	35.358	205	207	14	1:50.797	48.338	174	28.559	191	33.900	207	217

Lap	Time	SE1	SP1	SE2	SP2	SE3	SP3	TSP	Lap	Time	SE1	SP1	SE2	SP2	SE3	SP3	TSP
4 Krütten, DEU									theoretical besttime: 1:48.710								
1	2:41.901	1:22.606	130	31.947	157	47.348	53		8	2:04.162	48.044	183	32.149	160	43.969	54	213
2	4:25.516	3:21.873	170	29.654	183	33.989	203		9	3:59.198	2:57.311	182	28.693	188	33.194	205	
3	1:52.679	49.525	161	29.313	189	33.841	205	213	10	1:49.633	48.264	182	28.436	190	32.933	205	214
4	1:50.625	48.824	182	28.563	189	33.238	205	213	11	1:49.639	48.211	182	28.703	190	32.725	205	215
5	1:49.746	48.372	182	28.456	188	32.918	205	213	12	1:52.237	47.788	184	28.198	190	36.251	205	216
6	1:49.753	48.416	178	28.344	189	32.993	204	213	13	1:49.073	47.942	182	28.216	191	32.915	206	215
7	1:49.661	48.374	182	28.197	189	33.090	205	213	14	1:49.038	47.978	182	28.216	191	32.844	205	216

Lap	Time	SE1	SP1	SE2	SP2	SE3	SP3	TSP	Lap	Time	SE1	SP1	SE2	SP2	SE3	SP3	TSP
5 Petecof, BRA									theoretical besttime: 1:48.953								
1	2:46.959	1:22.349	124	35.485	132	49.125	54		8	4:19.564	3:16.260	175	28.626	184	34.678	207	
2	5:22.528	4:14.694	144	31.458	156	36.376	167		9	1:50.043	48.652	175	28.411	190	32.980	208	214
3	2:05.807	56.639	162	35.232	167	33.936	204	189	10	1:49.204	48.250	174	28.245	192	32.709	208	216
4	1:52.031	49.789	172	28.793	189	33.449	205	210	11	1:49.235	48.222	176	28.324	191	32.689	210	217
5	1:51.383	49.126	171	28.735	190	33.522	207	213	12	1:49.028	48.019	176	28.268	191	32.741	210	218
6	1:50.970	48.997	175	28.658	191	33.315	208	215	13	1:49.313	48.085	176	28.278	192	32.950	210	218
7	2:05.388	50.139	170	32.451	171	42.798	53	215									

Lap	Time	SE1	SP1	SE2	SP2	SE3	SP3	TSP	Lap	Time	SE1	SP1	SE2	SP2	SE3	SP3	TSP
6 Cohen, ISR									theoretical besttime: 1:50.155								
1	2:34.309	1:11.464	135	33.692	130	49.153	52		8	1:50.672	48.874	178	28.639	191	33.159	207	214
2	4:37.418	3:32.706	158	30.277	180	34.435	203		9	1:50.575	48.381	174	28.823	191	33.371	206	216
3	1:53.618	50.280	171	29.492	190	33.846	205	201	10	1:50.593	48.628	180	28.830	192	33.135	207	216
4	1:52.461	49.578	173	29.420	183	33.463	205	212	11	1:51.234	48.773	171	28.732	192	33.729	206	216
5	1:51.095	48.783	177	28.955	187	33.357	208	215	12	1:50.650	48.613	179	28.827	191	33.210	207	216
6	2:09.652	49.892	173	28.794	191	50.966	55	216	13	1:51.272	48.909	174	28.961	191	33.402	207	216
7	4:25.360	3:23.100	174	28.994	190	33.266	206										

Lap	Time	SE1	SP1	SE2	SP2	SE3	SP3	TSP	Lap	Time	SE1	SP1	SE2	SP2	SE3	SP3	TSP
7 Stanek, CZE									theoretical besttime: 1:50.125								
1	2:17.218	1:05.605	140	32.423	134	39.190	200		9	1:50.868	48.603	179	28.673	186	33.592	207	212
2	1:54.775	51.421	174	29.339	180	34.015	204	179	10	1:52.609	48.477	180	30.302	175	33.830	206	214
3	1:51.877	49.416	180	28.716	186	33.745	205	204	11	1:51.106	48.513	176	28.928	189	33.665	206	214
4	1:51.813	49.002	180	28.698	185	34.113	204	209	12	1:52.762	50.308	179	28.901	191	33.553	207	196
5	1:50.763	48.709	180	28.504	188	33.550	205	208	13	1:50.823	48.636	178	28.656	190	33.531	207	215
6	2:01.370	48.566	180	29.284	177	43.520	55	214	14	1:50.559	48.226	176	28.457	192	33.876	207	216
7	4:21.205	3:12.075	158	33.960	164	35.170	195		15	1:50.448	48.354	181	28.652	191	33.442	207	216
8	2:02.378	51.155	182	37.724	186	33.499	206	198									



ADAC Formel 4

Sector List Free Practice 1



Provisional

Circuit Zandvoort, Length: 4307m

Air temperature: 17.89°C

Track temperature: 17.41°C

Weather condition: Wet

Reg. Nr.: KNAF 0304.19.255

Friday, August 9, 2019 9:10:00

Lap	Time	SE1	SP1	SE2	SP2	SE3	SP3	TSP	Lap	Time	SE1	SP1	SE2	SP2	SE3	SP3	TSP
8 Alleco Roy, MCO									theoretical besttime: 1:49.271								
1	2:21.834	1:04.898	149	31.709	179	45.227	53		8	1:50.491	48.716	182	28.509	190	33.266	205	213
2	4:23.342	3:18.330	172	30.320	180	34.692	202		9	2:00.487	48.869	180	29.058	190	42.560	55	213
3	1:52.898	50.042	175	29.152	190	33.704	204	203	10	4:13.691	3:11.637	179	28.699	191	33.355	205	
4	1:52.175	49.485	180	28.699	179	33.991	203	212	11	1:49.502	48.220	180	28.351	193	32.931	205	215
5	1:51.145	48.829	181	28.631	190	33.685	205	213	12	1:49.642	48.181	180	28.299	192	33.162	206	216
6	1:50.895	48.920	180	28.545	191	33.430	205	215	13	1:49.503	48.043	180	28.330	192	33.130	207	216
7	1:52.658	49.008	179	29.548	190	34.102	204	210	14	1:49.450	48.099	179	28.422	192	32.929	207	216

Lap	Time	SE1	SP1	SE2	SP2	SE3	SP3	TSP	Lap	Time	SE1	SP1	SE2	SP2	SE3	SP3	TSP
10 Rasmussen, DNK									theoretical besttime: 1:49.036								
1	2:50.138	1:39.735	138	33.992	150	36.411	198		8	1:50.657	48.607	175	28.540	190	33.510	205	213
2	2:06.323	52.412	163	29.943	159	43.968	54	182	9	1:58.303	48.615	173	28.486	190	41.202	54	213
3	4:38.500	3:34.256	169	29.800	175	34.444	204		10	4:17.486	3:13.786	175	28.568	185	35.132	208	
4	1:52.727	49.989	165	29.066	187	33.672	205	210	11	1:49.190	48.124	175	28.136	190	32.930	208	215
5	1:51.723	49.143	173	28.861	188	33.719	203	213	12	1:49.127	47.995	177	28.111	190	33.021	209	216
6	1:51.037	49.205	176	28.627	189	33.205	205	213	13	1:49.700	48.598	175	28.170	191	32.932	209	216
7	1:50.362	48.741	174	28.479	190	33.142	205	214									

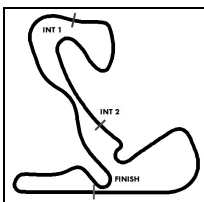
Lap	Time	SE1	SP1	SE2	SP2	SE3	SP3	TSP	Lap	Time	SE1	SP1	SE2	SP2	SE3	SP3	TSP
11 Famularo, VEN									theoretical besttime: 1:49.706								
1	2:37.892	1:23.835	143	35.092	122	38.965	185		8	1:54.676	52.582	171	28.706	187	33.388	206	212
2	2:12.646	52.775	158	31.753	168	48.118	51	182	9	2:02.547	48.492	172	28.949	183	45.106	53	214
3	4:20.823	3:14.589	161	31.316	173	34.918	202		10	4:23.743	3:18.262	166	31.448	185	34.033	206	
4	1:55.257	51.675	162	29.351	174	34.231	205	194	11	1:50.204	48.606	175	28.599	188	32.999	207	214
5	1:52.218	49.660	168	28.997	185	33.561	205	212	12	1:49.926	48.393	176	28.458	189	33.075	207	216
6	1:51.165	48.823	171	28.754	185	33.588	205	213	13	1:49.858	48.279	175	28.428	190	33.151	208	216
7	1:51.235	48.754	172	28.897	185	33.584	206	213									

Lap	Time	SE1	SP1	SE2	SP2	SE3	SP3	TSP	Lap	Time	SE1	SP1	SE2	SP2	SE3	SP3	TSP
14 Saucy, SUI									theoretical besttime: 1:48.068								
1	2:45.271	1:30.818	150	35.510	131	38.943	154		8	1:49.530	48.271	183	28.209	191	33.050	208	214
2	2:00.721	55.417	168	30.813	144	34.491	203	155	9	1:49.104	47.961	184	28.282	192	32.861	210	217
3	1:51.548	49.557	179	28.639	184	33.352	207	195	10	1:49.625	47.818	183	28.359	188	33.448	209	218
4	1:54.542	48.997	177	31.822	163	33.723	207	207	11	1:48.542	47.801	183	27.932	191	32.809	209	218
5	1:50.448	48.626	179	28.568	186	33.254	207	216	12	1:48.530	47.817	184	27.817	193	32.896	208	218
6	1:58.508	48.020	180	28.431	187	42.057	55	216	13	1:48.268	47.519	184	28.017	193	32.732	209	218
7	5:56.824	4:50.318	177	31.755	170	34.751	206		14	1:48.970	47.820	183	28.024	193	33.126	210	219

Lap	Time	SE1	SP1	SE2	SP2	SE3	SP3	TSP	Lap	Time	SE1	SP1	SE2	SP2	SE3	SP3	TSP
15 Toth, HUN									theoretical besttime: 1:50.795								
1	2:55.967	1:38.641	132	36.628	153	40.698	172		8	2:02.433	50.029	171	29.255	179	43.149	57	208
2	2:04.083	55.308	155	31.521	180	37.254	196	173	9	5:02.665	3:55.279	118	30.639	174	36.747	203	
3	1:58.009	52.517	163	30.322	186	35.170	200	205	10	1:52.811	49.691	175	29.257	190	33.863	205	213
4	1:56.512	51.104	169	29.936	185	35.472	199	207	11	1:53.664	51.007	176	28.865	190	33.792	204	214
5	1:58.649	50.878	169	29.627	187	38.144	175	209	12	1:51.529	49.026	178	28.846	191	33.657	205	215
6	1:55.251	51.328	174	29.392	188	34.531	202	181	13	1:53.092	50.314	170	29.308	192	33.470	206	206
7	2:04.898	52.170	167	29.668	189	43.060	199	211	14	1:51.270	49.501	177	28.539	191	33.230	207	216

Lap	Time	SE1	SP1	SE2	SP2	SE3	SP3	TSP	Lap	Time	SE1	SP1	SE2	SP2	SE3	SP3	TSP
16 Estner, DEU									theoretical besttime: 1:49.683								
1	2:40.829	1:18.559	136	33.756	138	48.514	53		8	2:00.650	49.133	176	28.677	190	42.840	53	210
2	4:23.003	3:16.521	160	30.760	175	35.722	200		9	4:31.249	3:26.337	159	31.123	172	33.789	204	
3	2:00.010	52.862	161	31.525	180	35.623	200	196	10	1:50.609	48.744	179	28.595	190	33.270	206	213
4	1:55.437	50.553	173	30.184	178	34.700	202	208	11	1:50.750	48.792	178	28.724	190	33.234	205	213
5	1:53.867	49.935	177	29.680	186	34.252	202	210	12	1:51.136	48.476	180	28.467	192	34.193	205	214
6	1:54.339	50.469	175	29.091	187	34.779	203	196	13	1:49.789	48.114	180	28.335	192	33.340	205	214
7	1:52.869	50.086	176	29.051	189	33.732	203	210									

Lap	Time	SE1	SP1	SE2	SP2	SE3	SP3	TSP	Lap	Time	SE1	SP1	SE2	SP2	SE3	SP3	TSP
17 Leclerc, MCO									theoretical besttime: 1:49.314								
1	2:08.144	56.358	164	29.918	176	41.868	54		8	1:50.616	48.762	179	28.694	190	33.160	205	213
2	2:26.541	1:15.622	178	29.012	187	41.907	176		9	1:59.577	48.913	168	29.112	185	41.552	55	213
3	1:52.512	49.625	169	29.121	184	33.766	203	195	10	7:30.529	6:24.212	175	30.777	128	35.540	206	
4	1:51.513	49.301	180	28.907	185	33.305	203	201	11	1:49.995	48.526	179	28.558	188	32.911	208	211
5	1:51.659	48.923	179	28.948	183	33.788	203	211	12	1:49.575	48.281	180	28.399	191	32.895	207	216



ADAC Formel 4

Sector List Free Practice 1



Provisional

Circuit Zandvoort, Length: 4307m

Air temperature: 17.89°C

Track temperature: 17.41°C

Weather condition: Wet

Reg. Nr.: KNAF 0304.19.255

Friday, August 9, 2019 9:10:00

Lap	Time	SE1	SP1	SE2	SP2	SE3	SP3	TSP	Lap	Time	SE1	SP1	SE2	SP2	SE3	SP3	TSP
6	1:51.211	48.866	178	28.725	186	33.620	203	211	13	1:49.438	48.239	181	28.180	192	33.019	207	215
7	1:50.905	48.884	178	28.806	188	33.215	205	213									

19 David, FRA

theoretical besttime: 1:49.759

1	2:40.027	1:31.796	159	31.945	155	36.286	189		8	1:51.220	49.106	179	28.801	187	33.313	203	210
2	1:55.418	51.367	175	29.957	180	34.094	203	175	9	1:51.213	48.862	178	28.764	187	33.587	203	211
3	1:52.369	49.731	178	29.128	186	33.510	205	203	10	1:50.529	48.600	180	28.561	188	33.368	203	210
4	1:52.014	49.620	178	29.031	187	33.363	204	212	11	1:50.374	48.483	180	28.469	189	33.422	203	211
5	1:51.585	49.256	178	28.912	186	33.417	202	213	12	1:50.045	48.498	179	28.446	189	33.101	204	212
6	2:00.913	48.918	179	28.766	187	43.229	55	212	13	1:49.994	48.212	180	28.471	188	33.311	203	213
7	5:54.295	4:51.070	174	29.415	187	33.810	202		14	1:50.206	48.419	179	28.461	190	33.326	203	213

21 Pourchaire, FRA

theoretical besttime: 1:48.298

1	2:30.333	1:12.030	142	32.171	159	46.132	54		7	1:49.497	48.226	181	28.382	192	32.889	208	215
2	4:50.276	3:46.540	167	29.549	182	34.187	203		8	1:49.876	48.000	180	28.396	191	33.480	207	216
3	1:51.535	48.959	175	28.980	187	33.596	205	210	9	1:48.975	47.812	180	28.200	192	32.963	208	216
4	2:00.731	48.914	176	28.527	187	43.290	54	208	10	2:02.230	47.996	182	32.118	85	42.116	176	217
5	5:51.720	4:38.554	171	29.679	173	43.487	54		11	2:03.684	56.215	161	33.220	150	34.249	210	146
6	2:26.604	1:24.466	180	28.712	189	33.426	207		12	1:48.298	47.384	183	28.041	193	32.873	209	219

26 Dürksen, PAR

theoretical besttime: 1:49.191

1	2:39.432	1:26.964	139	33.305	130	39.163	168		9	3:16.221	2:14.085	173	28.641	185	33.495	207	
2	2:01.159	53.771	158	31.136	168	36.252	205	177	10	1:49.778	48.213	176	28.332	190	33.233	208	216
3	1:52.915	49.788	175	29.079	183	34.048	207	211	11	1:50.081	48.318	177	28.474	188	33.289	208	216
4	1:53.117	49.027	176	28.905	171	35.185	207	213	12	1:49.348	47.968	177	28.316	190	33.064	208	216
5	1:52.565	49.907	159	29.206	184	33.452	208	213	13	1:49.381	47.911	176	28.382	190	33.088	208	216
6	1:50.512	48.572	177	28.517	190	33.423	208	215	14	1:49.355	48.022	177	28.369	191	32.964	207	217
7	1:50.037	48.418	178	28.432	190	33.187	208	216	15	1:49.444	47.943	175	28.389	191	33.112	208	216
8	2:00.160	48.565	170	28.677	185	42.918	52	216									

28 Ghiretti, FRA

theoretical besttime: 1:49.157

1	2:14.427	1:00.187	150	30.308	157	43.932	53		8	1:50.766	48.477	174	28.762	190	33.527	205	213
2	2:29.535	1:25.375	162	29.854	148	34.306	203		9	1:59.958	48.685	176	29.280	188	41.993	53	214
3	1:52.965	50.054	174	29.108	174	33.803	204	192	10	7:28.470	6:27.003	177	28.261	192	33.206	207	
4	1:51.971	49.099	176	28.914	189	33.958	202	210	11	1:49.322	47.991	176	28.277	191	33.054	206	216
5	1:51.767	48.971	175	29.130	188	33.666	205	212	12	1:49.607	47.890	180	28.578	192	33.139	205	216
6	1:51.134	48.779	173	28.787	189	33.568	205	214	13	1:49.186	47.868	179	28.235	192	33.083	205	215
7	1:50.789	48.490	176	28.799	191	33.500	203	213									

44 Belov, RUS

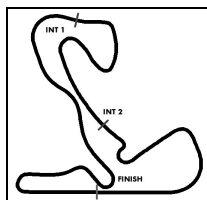
theoretical besttime: 1:48.547

1	2:37.655	1:27.481	143	33.078	142	37.096	198		9	1:58.559	47.896	184	28.028	190	42.635	53	216
2	1:53.227	49.891	179	29.447	187	33.889	203	201	10	4:33.271	3:31.658	182	28.345	186	33.268	207	
3	1:53.473	48.765	180	28.459	188	36.249	205	212	11	1:49.184	48.018	183	28.026	191	33.140	209	216
4	1:50.099	48.470	180	28.337	189	33.292	206	213	12	1:48.837	47.809	184	28.129	191	32.899	209	217
5	1:49.638	48.355	182	28.271	189	33.012	206	214	13	1:48.847	47.900	182	28.088	191	32.859	210	218
6	1:49.163	47.992	183	28.117	189	33.054	206	214	14	1:52.330	48.681	137	30.398	164	33.251	209	217
7	1:49.695	48.017	183	28.267	187	33.411	207	215	15	1:48.594	47.725	183	27.979	192	32.890	210	219
8	1:48.737	47.863	183	27.963	190	32.911	206	216									

62 Hauger, NOR

theoretical besttime: 1:49.067

1	2:31.890	1:13.773	147	31.704	150	46.413	53		8	5:48.148	4:46.475	179	28.487	186	33.186	207	
2	4:12.422	3:08.920	168	29.301	181	34.201	203		9	1:49.449	48.333	182	28.257	193	32.859	207	213
3	1:51.504	49.166	179	28.727	187	33.611	205	205	10	1:49.558	48.082	180	28.278	191	33.198	207	216
4	1:50.449	48.491	181	28.476	190	33.482	206	213	11	1:49.939	48.339	179	28.420	189	33.180	208	215
5	1:52.134	49.323	163	28.891	184	33.920	205	210	12	1:50.032	48.529	180	28.450	192	33.053	207	215
6	1:50.572	48.462	180	28.126	191	33.984	205	209	13	1:49.884	48.288	177	28.514	193	33.082	207	216
7	2:10.787	48.510	180	37.141	153	45.136	53	213									



ADAC Formel 4

Top speed list Free Practice 1



Provisional

Reg. Nr.: KNAF 0304.19.255

Circuit Zandvoort, Length: 4307m

Air temperature: 17.89°C

Track temperature: 17.41°C

Weather condition: Wet

Friday, August 9, 2019 9:10:00

#	Name (NAT)	Team	Car name	Speed	Lap	Race time
21	Theo Pourchaire (FRA)	US Racing - CHRS (DEU)	ADAC Formel 4	219.51	12	29:08.518
44	Michael Belov (RUS)	R-ACE GP	ADAC Formel 4	219.51	15	29:25.770
14	Gregoire Saucy (SUI)	R-ACE GP	ADAC Formel 4	219.06	14	29:14.528
5	Gianluca Petecof (BRA)	Prema Powerteam SRL (ITA)	ADAC Formel 4	218.62	13	29:35.204
26	Joshua Dürksen (PAR)	ADAC Berlin-Brandenburg e.V. (DEU)	ADAC Formel 4	217.30	14	26:37.791
3	Paul Aron (EST)	Prema Powerteam SRL (ITA)	ADAC Formel 4	217.30	13	27:59.592
2	Nico Göhler (DEU)	ADAC Berlin-Brandenburg e.V. (DEU)	ADAC Formel 4	217.30	13	28:05.362
8	Lucas Alleco Roy (MCO)	Van Amersfoort Racing (NLD)	ADAC Formel 4	216.86	13	27:51.857
6	Ido Cohen (ISR)	Van Amersfoort Racing (NLD)	ADAC Formel 4	216.86	13	28:40.732
10	Oliver Rasmussen (DNK)	Prema Powerteam SRL (ITA)	ADAC Formel 4	216.86	13	28:48.659
62	Dennis Hauger (NOR)	Van Amersfoort Racing (NLD)	ADAC Formel 4	216.43	10	24:00.443
11	Alessandro Famularo (VEN)	Prema Powerteam SRL (ITA)	ADAC Formel 4	216.43	12	26:55.505
17	Arthur Leclerc (MCO)	US Racing - CHRS (DEU)	ADAC Formel 4	216.43	12	27:06.291
7	Roman Stanek (CZE)	US Racing - CHRS (DEU)	ADAC Formel 4	216.43	14	27:32.662
15	Laszlo Toth (HUN)	R-ACE GP	ADAC Formel 4	216.43	14	29:32.666
28	Alessandro Ghiretti (FRA)	US Racing - CHRS (DEU)	ADAC Formel 4	216.00	11	25:24.885
4	Niklas Krütten (DEU)	Van Amersfoort Racing (NLD)	ADAC Formel 4	216.00	12	26:05.620
16	Sebastian Estner (DEU)	Van Amersfoort Racing (NLD)	ADAC Formel 4	214.71	13	28:47.873
19	Hadrien David (FRA)	R-ACE GP	ADAC Formel 4	213.01	5	8:22.977