

**Startaufstellung Rennen 3 ADAC Formel Masters, am 02.10.2011, um 14:20 h**

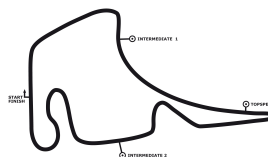
12 Jason Kremer Formel ADAC	24:47.065	9	14 Roy Nissany Formel ADAC	24:49.874
26 Ferdinand Gabor Formel ADAC	26:35.893	8	16 Peter Hoevenaars Formel ADAC	26:43.055
13 Toni Koitsch Formel ADAC	26:18.168	7	22 Sheban Siddiqi Formel ADAC	26:35.582
20 Jeffrey Schmidt Formel ADAC	26:08.389	6	5 André Rudersdorf Formel ADAC	26:12.348
19 Lucas Wolf Formel ADAC	26:02.242	5	9 Gustav Malja Formel ADAC	26:05.708
1 Mario Farnbacher Formel ADAC	26:01.439	4	18 Luca Stolz Formel ADAC	26:01.754
11 Hubertus-Carlos Vier Formel ADAC	25:58.367	3	17 Pascal Wehrlein Formel ADAC	25:59.345
25 Emil Bernstorff Formel ADAC	25:57.342	2	24 Artem Markelov Formel ADAC	25:58.006
		1	2 Sven Müller Formel ADAC	25:52.629



vorbehaltlich der technischen Überprüfung!

30.09. - 02.10.2011

Hockenheimring, Länge 4574 m

ADAC Formel Masters  
Rennen 3DMSB -Reg. Nr.:275/11  
Deutscher Motor Sport Bund e.V.

## 1 Mario Farnbacher , Formel ADAC / GER

Theoretische Bestzeit: 1:46.70

Lap	Time	S1	S2	S3	Vmax	Lap	Time	S1	S2	S3	Vmax
1	1:56.121	29.760	53.406	32.955	210	8	1:48.214	23.422	52.177	32.615	212
2	1:48.755	22.764	52.725	33.266	210	9	<b>1:46.929</b>	22.486	51.920	<b>32.523</b>	210
3	1:47.771	22.895	52.085	32.791	<b>212</b>	10	1:50.937	<b>22.463</b>	55.090	33.384	210
4	1:47.827	22.741	52.407	32.679	209	11	1:46.944	22.566	51.814	32.564	212
5	1:47.401	22.776	51.983	32.642	211	12	1:47.055	22.577	51.924	32.554	211
6	1:48.401	22.950	52.417	33.034	210	13	1:46.957	22.525	<b>51.723</b>	32.709	212
7	1:47.807	22.708	52.239	32.860	209	14	1:47.268	22.645	51.944	32.679	210

## 2 Sven Müller , Formel ADAC / GER

Theoretische Bestzeit: 1:46.41

Lap	Time	S1	S2	S3	Vmax	Lap	Time	S1	S2	S3	Vmax
1	1:54.397	27.791	53.523	33.083	204	8	1:46.757	22.511	51.707	32.539	213
2	1:47.703	22.687	52.190	32.826	211	9	1:47.809	22.571	52.580	32.658	211
3	1:47.548	22.721	51.853	32.974	213	10	1:47.312	22.492	52.358	32.462	214
4	1:47.435	22.605	52.234	32.596	212	11	1:47.384	22.458	52.126	32.800	214
5	1:46.783	22.498	51.917	<b>32.368</b>	211	12	1:46.942	22.386	51.987	32.569	212
6	<b>1:46.535</b>	22.395	<b>51.682</b>	32.458	212	13	1:48.034	<b>22.361</b>	52.869	32.804	<b>215</b>
7	1:47.720	22.449	52.344	32.927	213	14	1:48.363	22.542	53.071	32.750	210

## 5 André Rudersdorf , Formel ADAC / GER

Theoretische Bestzeit: 1:47.22

Lap	Time	S1	S2	S3	Vmax	Lap	Time	S1	S2	S3	Vmax
1	1:59.584	31.344	54.371	33.869	213	8	<b>1:47.417</b>	22.575	<b>51.993</b>	32.849	209
2	1:50.134	23.367	53.138	33.629	210	9	1:48.626	22.543	53.018	33.065	208
3	1:48.683	23.012	52.257	33.414	213	10	1:48.415	22.621	52.918	32.876	207
4	1:49.862	22.813	52.495	34.554	<b>216</b>	11	1:47.944	<b>22.455</b>	52.713	<b>32.776</b>	207
5	1:48.537	22.776	52.782	32.979	214	12	1:47.907	22.529	52.600	32.778	208
6	1:49.108	23.103	52.860	33.145	209	13	1:48.578	22.656	53.001	32.921	208
7	1:47.585	22.672	52.002	32.911	209	14	1:48.389	22.639	52.872	32.878	208

## 6 Christina Nielsen , Formel ADAC / DEN

Theoretische Bestzeit: 1:47.76

Lap	Time	S1	S2	S3	Vmax	Lap	Time	S1	S2	S3	Vmax
1	2:03.169	33.455	55.521	34.193	209	8	2:06.674	40.287	52.934	33.453	206
2	1:50.454	24.009	53.003	33.442	<b>215</b>	9	1:49.207	23.117	52.858	33.232	205
3	1:50.521	24.167	53.097	33.257	209	10	1:48.684	22.978	52.601	33.105	204
4	1:50.344	23.797	53.041	33.506	215	11	1:48.537	22.898	52.593	33.046	205
5	1:52.253	24.766	53.767	33.720	210	12	1:48.434	<b>22.674</b>	52.893	<b>32.867</b>	206
6	1:50.811	23.426	53.922	33.463	205	13	<b>1:47.993</b>	22.807	52.264	32.922	206
7	1:52.076	22.883	53.540	32.707	208	14	1:48.863	22.853	<b>52.224</b>	33.786	206

## 7 Maximilian Buhk , Formel ADAC / GER

Theoretische Bestzeit: 1:46.32

Lap	Time	S1	S2	S3	Vmax	Lap	Time	S1	S2	S3	Vmax
1	2:01.011	33.342	54.438	33.231	<b>216</b>	8	1:47.081	22.614	51.891	32.576	209
2	1:50.236	23.957	53.143	33.136	216	9	1:47.805	22.472	51.979	33.354	210
3	1:48.142	22.813	52.384	32.945	213	10	1:47.439	23.036	51.930	32.473	209
4	1:48.566	22.557	52.316	33.693	216	11	1:47.331	22.644	52.095	32.592	209
5	1:47.918	22.873	52.256	32.789	216	12	1:47.662	<b>22.433</b>	52.787	32.442	209
6	1:49.341	23.179	51.875	32.707	214	13	1:46.639	22.461	51.821	<b>32.357</b>	210
7	2:07.273	42.670	51.896	32.707	209	14	<b>1:46.590</b>	22.493	<b>51.532</b>	32.565	211

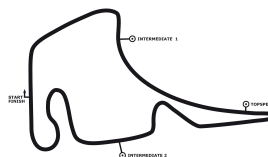
## 9 Gustav Malja , Formel ADAC / SWE

Theoretische Bestzeit: 1:46.35

Lap	Time	S1	S2	S3	Vmax	Lap	Time	S1	S2	S3	Vmax
1	1:57.661	30.834	53.219	33.608	206	8	1:49.222	23.113	53.456	32.653	214
2	1:49.977	23.689	53.336	32.952	211	9	1:47.177	22.623	51.901	32.653	<b>216</b>
3	1:47.644	22.826	52.327	32.491	210	10	1:49.759	22.385	53.468	33.906	214
4	1:46.834	22.378	51.983	<b>32.473</b>	210	11	<b>1:46.813</b>	22.502	51.716	32.595	214
5	1:47.058	<b>22.237</b>	52.216	32.605	213	12	1:47.239	22.484	52.127	32.628	216
6	1:47.920	22.592	52.229	33.099	211	13	1:47.131	22.438	52.050	32.643	216
7	1:47.548	22.525	52.298	32.725	214	14	1:47.043	22.478	<b>51.648</b>	32.917	215

30.09. - 02.10.2011

Hockenheimring, Länge 4574 m

ADAC Formel Masters  
Rennen 3DMSB -Reg. Nr.:275/11  
Deutscher Motor Sport Bund e.V.

## 11 Hubertus-Carlos Vier , Formel ADAC / GER

Theoretische Bestzeit: 1:46.51

Lap	Time	S1	S2	S3	Vmax	Lap	Time	S1	S2	S3	Vmax
1	1:57.122	29.405	54.350	33.367	208	6	1:48.898	22.920	52.721	33.257	212
2	1:49.433	23.198	52.414	33.821	210	7	1:48.035	23.224	52.211	32.600	214
3	<b>1:47.089</b>	<b>22.371</b>	51.948	32.770	213	8	1:48.635	22.894	53.064	32.677	<b>216</b>
4	1:47.633	22.493	52.442	32.698	213	9	1:47.118	22.683	<b>51.676</b>	32.759	214
5	1:47.369	22.527	52.378	<b>32.464</b>	214	10	2:02.204	22.488	52.966		215

## 12 Jason Kremer , Formel ADAC / GER

Theoretische Bestzeit: 1:46.15

Lap	Time	S1	S2	S3	Vmax	Lap	Time	S1	S2	S3	Vmax
1	1:59.116	31.777	53.728	33.611	210	8	1:48.079	22.748	52.552	32.779	<b>216</b>
2	1:49.462	23.671	52.645	33.146	212	9	1:46.677	22.529	<b>51.610</b>	32.538	212
3	1:47.859	22.751	52.095	33.013	213	10	1:47.577	22.575	52.492	32.510	213
4	1:46.970	22.529	51.949	32.492	210	11	<b>1:46.222</b>	<b>22.328</b>	51.673	<b>32.221</b>	209
5	1:46.618	22.524	51.629	32.465	211	12	1:46.694	22.390	52.072	32.232	209
6	1:47.816	22.616	51.873	33.327	210	13	1:46.282	22.380	51.647	32.255	210
7	1:47.410	22.701	52.059	32.650	210	14	1:46.441	22.336	51.714	32.391	210

## 13 Toni Koitsch , Formel ADAC / GER

Theoretische Bestzeit: 1:48.61

Lap	Time	S1	S2	S3	Vmax	Lap	Time	S1	S2	S3	Vmax
1	1:59.026	31.075	53.922	34.029	207	8	1:49.125	23.149	52.754	33.222	206
2	1:51.189	23.309	52.997	34.883	210	9	1:49.339	23.233	52.767	33.339	203
3	1:49.596	23.351	52.620	33.625	210	10	1:49.117	23.117	52.879	<b>33.121</b>	205
4	1:49.070	23.001	52.761	33.308	207	11	1:49.293	23.112	52.926	33.255	203
5	1:49.246	23.049	52.703	33.494	206	12	1:49.016	23.019	52.858	33.139	203
6	1:49.355	23.435	52.559	33.361	<b>212</b>	13	1:49.446	23.119	52.996	33.331	203
7	<b>1:48.710</b>	<b>22.955</b>	<b>52.537</b>	33.218	208	14	1:49.786	23.314	52.996	33.476	202

## 14 Roy Nissany , Formel ADAC / ISR

Theoretische Bestzeit: 1:46.42

Lap	Time	S1	S2	S3	Vmax	Lap	Time	S1	S2	S3	Vmax
1	2:00.666	32.936	54.477	33.253	<b>216</b>	8	1:46.823	22.570	51.893	<b>32.360</b>	212
2	1:49.801	24.114	52.857	32.830	211	9	1:46.968	22.742	51.614	32.612	213
3	1:48.310	22.955	52.491	32.864	213	10	1:47.402	22.740	51.972	32.690	210
4	1:48.776	22.760	52.517	33.499	216	11	<b>1:46.597</b>	22.607	<b>51.554</b>	32.436	213
5	1:47.716	22.851	52.161	32.704	214	12	1:47.186	<b>22.513</b>	52.128	32.545	215
6	1:47.771	23.345	51.944	32.482	210	13	1:47.420	22.539	52.381	32.500	215
7	1:47.241	22.788	51.877	32.576	211	14	1:46.820	22.602	51.594	32.624	213

## 16 Peter Hovenaars , Formel ADAC / NED

Theoretische Bestzeit: 1:47.78

Lap	Time	S1	S2	S3	Vmax	Lap	Time	S1	S2	S3	Vmax
1	2:00.123	32.186	54.229	33.708	210	8	<b>1:47.953</b>	22.809	<b>51.944</b>	33.200	211
2	1:49.415	23.122	52.442	33.851	212	9	1:48.100	22.838	52.147	<b>33.115</b>	210
3	1:48.534	22.768	52.445	33.321	210	10	1:48.183	<b>22.721</b>	52.155	33.307	209
4	1:48.871	22.826	52.676	33.369	211	11	1:48.614	22.730	51.950		211
5	1:48.200	23.016	52.036	33.148	<b>214</b>	12	2:05.162	39.432	52.395	33.335	209
6	1:51.331	24.905	52.629	33.797	211	13	1:48.072	22.761	52.049	33.262	210
7	1:48.629	23.129	52.206	33.294	212	14	1:48.621	23.174	52.188	33.259	208

## 17 Pascal Wehrlein , Formel ADAC / GER

Theoretische Bestzeit: 1:48.50

Lap	Time	S1	S2	S3	Vmax	Lap	Time	S1	S2	S3	Vmax
1	1:58.183	30.206	54.538	33.439	210	4	1:49.061	<b>23.044</b>	<b>52.356</b>	33.661	<b>212</b>
2	1:49.254	23.331	52.638	33.285	211	5	1:55.037	23.877	54.785		202
3	<b>1:48.718</b>	23.224	52.391	<b>33.103</b>	210						

## 18 Luca Stolz , Formel ADAC / GER

Theoretische Bestzeit: 1:45.75

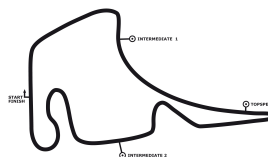
Lap	Time	S1	S2	S3	Vmax	Lap	Time	S1	S2	S3	Vmax
1	1:57.257	30.586	53.349	33.322	206	8	1:48.556	23.172	52.985	32.399	210
2	1:48.597	23.499	52.069	33.029	212	9	1:46.684	22.403	51.869	32.412	211
3	1:47.006	22.348	51.970	32.688	213	10	1:48.724	22.604	53.616	32.504	212
4	1:47.826	22.732	52.447	32.647	209	11	1:46.219	22.456	51.607	32.156	211
5	1:47.386	22.831	51.989	32.566	209	12	1:46.779	<b>22.233</b>	52.422	<b>32.124</b>	212
6	1:48.593	22.923	52.402	33.268	208	13	<b>1:45.951</b>	22.328	<b>51.393</b>	32.230	213

30.09. - 02.10.2011

Hockenheimring, Länge 4574 m

ADAC Formel Masters

Rennen 3

DMSB -Reg. Nr.:275/11  
Deutscher Motor Sport Bund e.V.

Lap	Time	S1	S2	S3	Vmax	Lap	Time	S1	S2	S3	Vmax
7	1:47.516	22.539	52.415	32.562	210	14	1:46.442	22.405	51.684	32.353	<b>214</b>

**19 Lucas Wolf , Formel ADAC / GER**

Theoretische Bestzeit: 1:46.40

Lap	Time	S1	S2	S3	Vmax	Lap	Time	S1	S2	S3	Vmax
1	1:56.320	29.938	53.384	32.998	206	8	1:46.939	22.824	<b>51.575</b>	32.540	213
2	1:47.838	22.844	52.264	32.730	212	9	1:47.069	22.583	51.835	32.651	<b>214</b>
3	1:46.870	<b>22.397</b>	51.968	32.505	209	10	1:47.108	22.519	52.072	32.517	208
4	1:47.075	22.478	51.912	32.685	209	11	1:47.277	22.685	52.130	32.462	207
5	<b>1:46.471</b>	22.397	51.643	<b>32.431</b>	210	12	1:47.123	22.493	52.111	32.519	207
6	1:46.628	22.470	51.635	32.523	210	13	1:48.193	22.509	53.111	32.573	207
7	1:47.033	22.500	51.661	32.872	210	14	1:48.159	22.734	52.719	32.706	212

**20 Jeffrey Schmidt , Formel ADAC / SUI**

Theoretische Bestzeit: 1:47.14

Lap	Time	S1	S2	S3	Vmax	Lap	Time	S1	S2	S3	Vmax
1	1:58.638	30.917	53.374	34.347	<b>214</b>	8	<b>1:47.384</b>	22.812	51.623	<b>32.949</b>	212
2	1:49.674	23.193	52.997	33.484	210	9	1:48.170	22.854	51.598		210
3	1:48.806	23.186	52.207	33.413	210	10	2:04.587	39.300	52.076	33.211	209
4	1:48.344	<b>22.783</b>	51.900	33.661	213	11	1:47.817	23.114	51.725	32.978	209
5	1:48.025	23.125	51.726	33.174	210	12	1:49.286	23.169	52.896	33.221	210
6	1:47.606	22.823	51.783	33.000	210	13	1:48.234	22.992	52.146	33.096	211
7	1:47.681	22.916	51.640	33.125	210	14	1:47.401	22.988	<b>51.412</b>	33.001	210

**22 Sheban Siddiqi , Formel ADAC / GBR**

Theoretische Bestzeit: 1:49.13

Lap	Time	S1	S2	S3	Vmax	Lap	Time	S1	S2	S3	Vmax
1	2:00.591	32.530	53.531	34.530	210	8	1:49.526	23.181	52.671	33.674	208
2	1:52.010	24.808	53.136	34.066	210	9	<b>1:49.307</b>	<b>23.159</b>	52.412	33.736	208
3	1:50.507	23.489	52.756	34.262	210	10	1:51.001	23.552	52.446	35.003	<b>213</b>
4	1:51.226	24.543	52.820	33.863	210	11	1:49.641	23.457	<b>52.343</b>	33.841	207
5	1:51.702	24.763	53.245	33.694	208	12	1:50.141	23.851	52.656	<b>33.634</b>	209
6	1:52.392	23.927	54.534	33.931	207	13	1:49.857	23.609	52.374	33.874	209
7	1:49.907	23.294	52.689	33.924	210	14	1:49.904	23.407	52.404	34.093	207

**23 Kean Kristensen , Formel ADAC / DEN**

Theoretische Bestzeit: 1:46.89

Lap	Time	S1	S2	S3	Vmax	Lap	Time	S1	S2	S3	Vmax
1	2:03.214	33.209	56.442	33.563	<b>214</b>	8	<b>1:47.041</b>	22.626	<b>51.772</b>	32.643	213
2	1:49.614	23.661	52.483	33.470	213	9	1:48.471	22.688	52.570	33.213	212
3	1:50.380	24.456	52.189	33.735	210	10	1:48.562	22.682	52.790	33.090	208
4	1:48.130	23.210	52.220	32.700	210	11	1:48.177	22.632	52.814	32.731	212
5	1:47.196	22.652	51.905	32.639	210	12	1:47.913	22.551	52.709	32.653	212
6	1:48.169	22.836	52.372	32.961	209	13	1:48.229	<b>22.492</b>	52.842	32.895	212
7	1:47.563	22.713	52.222	<b>32.628</b>	210	14	1:48.635	22.721	52.731	33.183	214

**24 Artem Markelov , Formel ADAC / RUS**

Theoretische Bestzeit: 1:46.21

Lap	Time	S1	S2	S3	Vmax	Lap	Time	S1	S2	S3	Vmax
1	1:53.935	28.271	52.830	32.834	211	8	1:46.954	22.571	51.762	32.621	213
2	1:47.640	22.611	52.106	32.923	212	9	1:46.509	22.439	51.664	<b>32.406</b>	211
3	1:47.447	22.703	51.987	32.757	211	10	<b>1:46.412</b>	22.448	<b>51.547</b>	32.417	212
4	1:47.341	22.488	52.100	32.753	211	11	1:46.645	22.470	51.676	32.499	212
5	1:46.669	22.540	51.599	32.530	212	12	1:46.686	<b>22.260</b>	51.832	32.594	212
6	1:46.873	22.498	51.612	32.763	213	13	1:49.118	22.539	52.818		209
7	1:47.562	22.455	52.604	32.503	<b>214</b>	14	2:04.448	39.659	51.874	32.915	210

**25 Emil Bernstorff , Formel ADAC / GBR**

Theoretische Bestzeit: 1:46.31

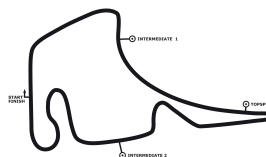
Lap	Time	S1	S2	S3	Vmax	Lap	Time	S1	S2	S3	Vmax
1	1:53.390	28.056	52.612	32.722	<b>209</b>	7	1:47.067	22.651	51.954	32.462	209
2	1:47.732	22.784	52.296	32.652	208	8	1:46.708	22.660	51.730	32.318	209
3	1:47.092	<b>22.447</b>	52.170	32.475	208	9	1:46.629	22.719	<b>51.574</b>	32.336	209
4	1:47.461	22.858	52.073	32.530	207	10	1:46.867	22.658	51.914	<b>32.295</b>	208
5	1:46.914	22.710	51.736	32.468	208	11	<b>1:46.596</b>	22.463	51.814	32.319	208
6	1:46.780	22.571	51.821	32.388	208						

# ADAC Masters Weekend, GP Weingarten, Hockenheimring

30.09. - 02.10.2011

Hockenheimring, Länge 4574 m

## ADAC Formel Masters Rennen 3



**DMSB** -Reg. Nr.:275/11  
Deutscher Motor Sport Bund e.V.

**26 Ferdinand Gabor , Formel ADAC / D**

**Theoretische Bestzeit: 1:48.63**

Lap	Time	S1	S2	S3	Vmax	Lap	Time	S1	S2	S3	Vmax
1	2:02.611	33.240	55.368	34.003	211	8	1:49.481	23.334	53.045	33.102	205
2	1:50.150	23.587	52.991	33.572	208	9	1:48.962	<b>22.988</b>	52.990	32.984	204
3	1:52.016	24.888	53.659	33.469	210	10	<b>1:48.682</b>	23.005	52.730	<b>32.947</b>	205
4	1:50.265	23.416	53.000	33.849	<b>212</b>	11	1:51.715	23.076	55.038	33.601	205
5	1:51.314	23.827	53.824	33.663	206	12	1:49.482	23.169	53.067	33.246	206
6	1:50.563	23.382	53.911	33.270	205	13	1:49.498	23.001	53.374	33.123	207
7	1:49.910	23.214	53.380	33.316	205	14	1:48.906	23.082	<b>52.703</b>	33.121	206

**ADAC Masters Weekend Hockenheim**

**ADAC Formel Masters**

**Rennen 3**

POS	1	2	3	4	5	6	7	8	9	10	11	12	13	14	15	16	17	18	19	20
LAP 1	25	24	2	1	19	11	18	9	17	20	13	12	5	16	22	14	7	26	6	23
LAP 2	25	24	2	19	1	18	11	17	9	20	12	16	5	13	14	7	22	26	23	6
LAP 3	25	24	2	19	1	18	11	9	17	12	20	16	5	14	7	13	22	23	6	26
LAP 4	25	24	2	19	1	18	11	9	12	17	20	16	14	7	5	13	23	22	6	26
LAP 5	25	24	2	19	1	18	11	9	12	20	16	14	7	5	13	23	17	22	26	6
LAP 6	25	24	2	19	1	18	9	11	12	20	14	7	5	16	23	13	26	6	22	
LAP 7	25	24	2	19	1	18	9	12	11	20	14	5	23	16	13	26	22	6	7	
LAP 8	25	24	2	19	1	18	12	9	11	20	14	5	23	16	13	26	22	7	6	
LAP 9	25	24	19	2	1	18	12	9	11	14	20	5	23	16	13	26	22	7	6	
LAP 10	25	24	19	2	12	18	1	9	14	5	23	16	11	13	20	26	7	22	6	
LAP 11	25	24	19	2	12	18	1	9	14	5	23	16	13	20	7	26	22	6		
LAP 12	24	19	2	12	18	1	9	14	5	23	13	20	7	16	26	22	6			
LAP 13	24	19	2	12	18	1	9	14	5	23	13	20	7	16	26	22	6			
LAP 14	19	2	12	18	1	9	14	24	5	23	13	20	7	16	26	22	6			

## ADAC Formel Masters

## Ergebnis Rennen 3

(Wertungslauf: 24)

Gestartet : 20

Gewertet : 19

nicht gewertet : 1

Pl.	Nr.	Kl.	Bewerber / SPC Fahrer, Ort	Fahrzeug Sponsorcard	Rde.	Gesamtzeit	Rückstand Intervall	Schnitt Gesamt	Schnellste Schnitt	in Rd.
1	19		URD Rennsport <b>Lucas Wolf (GER)</b>	Formel ADAC	14	25:10.103		152.658	1:46.471 154.656	5
2	2		ma-con <b>Sven Müller (GER)</b>	Formel ADAC	14	25:10.722	00.619	152.596	1:46.535 154.563	6
3	12		Mücke Motorsport <b>Jason Kremer (GER)</b>	Formel ADAC	14	25:13.223	03.120	152.343	1:46.222 155.019	11
4	9		Neuhauser Racing <b>Gustav Malja (SWE)</b>	Formel ADAC	14	25:19.026	08.923	151.761	1:46.813 154.161	11
5	14		Mücke Motorsport <b>Roy Nissany (ISR)</b>	Formel ADAC	14	25:19.497	09.394	151.714	1:46.597 154.473	11
6	24		Motopark <b>Artem Markelov (RUS)</b>	Formel ADAC	14	25:24.239	14.136	151.242	1:46.412 154.742	10
7	5		Krafft Walzen <b>André Rudersdorf (GER)</b>	Formel ADAC ADAC Hessen-Thüringen e.V.	14	25:30.769	20.666	150.597	1:47.417 153.294	8
8	23		Motopark <b>Kean Kristensen (DEN)</b>	Formel ADAC	14	25:31.294	21.191	150.546	1:47.041 153.833	8
9	13		<b>Toni Koitsch (GER)</b>	Formel ADAC	14	25:41.314	31.211	149.567	1:48.710 151.471	7
10	18		URD Rennsport <b>Luca Stolz (GER)</b>	Formel ADAC	14	25:43.536	33.433	149.352	1:45.951 155.415	13
11	26		G&J Motorsport <b>Ferdinand Gabor (D)</b>	Formel ADAC	14	25:53.555	43.452	148.388	1:48.682 151.510	10
12	6		Krafft Walzen <b>Christina Nielsen (DEN)</b>	Formel ADAC	14	26:08.020	57.917	147.020	1:47.993 152.477	13
13	20		ADAC Berlin-Brandenburg e.V. <b>Jeffrey Schmidt (SUI)</b>	Formel ADAC	14	26:11.653	1:01.550	146.680	1:47.384 153.341	8
14	7		ma-con <b>Maximilian Buhk (GER)</b>	Formel ADAC	14	26:13.034	1:02.931	146.551	1:46.590 154.484	14
15	1		Motopark <b>Mario Farnbacher (GER)</b>	Formel ADAC	14	26:18.387	1:08.284	146.054	1:46.929 153.994	9
16	16		ADAC Berlin-Brandenburg e.V. <b>Peter Hovenaars (NED)</b>	Formel ADAC	14	26:19.808	1:09.705	145.923	1:47.953 152.533	8
17	22		Motopark <b>Sheban Siddiqi (GBR)</b>	Formel ADAC	14	26:27.712	1:17.609	145.196	1:49.307 150.644	9
18	25		Motopark <b>Emil Bernstorff (GBR)</b>	Formel ADAC	11	19:43.236	3 Runden	153.081	1:46.596 154.475	11
19	11		Neuhauser Racing <b>Hubertus-Carlos Vier (GER)</b>	Formel ADAC	10	18:23.536	4 Runden 1 Runde	149.215	1:47.089 153.764	3
<b>Nicht gewertet</b>										
	17		ADAC Berlin-Brandenburg e.V. <b>Pascal Wehrlein (GER)</b>	Formel ADAC	5	9:20.253	9 Runden	146.955	1:48.718 151.460	3

Schnellste Runde: 18 Stolz Luca 1:45.951 =155.415 km/h

# 1, 7, 18 +30sec Zeitstrafe - Gelbverstoß, # 1,16, 20, 22 +30sec Zeitstrafe Ersatz Drive Through - Verlassen der Strecke

Vorbehaltlich der technischen Überprüfung

Aushangzeit: 02.10.2011

- Rennleiter:

- Zeitnahme: