

Neu !!

DMSB -Reg. Nr.:275/11
Deutscher Motor Sport Bund e.V.

Startaufstellung Rennen 2 ADAC Formel Masters, am 02.10.2011, um 9:00 h

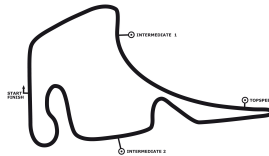
14 Roy Nissany Formel ADAC	10	7 Maximilian Buhk Formel ADAC
22 Sheban Siddiqi Formel ADAC	9	5 André Rudersdorf Formel ADAC 25:56.694
9 Gustav Malja Formel ADAC 25:53.340	8	26 Ferdinand Gabor Formel ADAC 25:49.221
6 Christina Nielsen Formel ADAC 25:42.991	7	13 Toni Koitsch Formel ADAC 25:42.789
16 Peter Hoevenaars Formel ADAC 25:39.541	6	25 Emil Bernstorff Formel ADAC 25:31.299
20 Jeffrey Schmidt Formel ADAC 25:24.366	5	19 Lucas Wolf Formel ADAC 25:18.952
1 Mario Farnbacher Formel ADAC 25:18.801	4	23 Kean Kristensen Formel ADAC 25:17.962
11 Hubertus-Carlos Vier Formel ADAC 25:13.242	3	24 Artem Markelov Formel ADAC 25:12.902
18 Luca Stolz Formel ADAC 25:07.663	2	17 Pascal Wehrlein Formel ADAC 25:07.320
2 Sven Müller Formel ADAC 25:05.403	1	12 Jason Kremer Formel ADAC 25:03.171



 vorbehaltlich der technischen Überprüfung!

30.09. - 02.10.2011

Hockenheimring, Länge 4574 m

ADAC Formel Masters
Rennen 2DMSB -Reg. Nr.:275/11
Deutscher Motor Sport Bund e.V.

1 Mario Farnbacher , Formel ADAC / GER

Theoretische Bestzeit: 1:45.34

Lap	Time	S1	S2	S3	Vmax	Lap	Time	S1	S2	S3	Vmax
1	1:58.618	29.536	53.850	35.232	201	8	1:45.904	22.287	51.018	32.599	213
2	2:42.180	34.459	1:20.033	47.688	106	9	1:47.287	22.304	52.602	32.381	212
3	2:49.457	32.709	1:26.129	50.619	120	10	1:46.407	22.209	51.988	32.210	209
4	2:33.596	30.806	1:20.400	42.390	142	11	1:45.785	22.388	51.279	32.118	212
5	1:47.264	22.826	51.757	32.681	213	12	1:45.716	22.341	51.138	32.237	213
6	1:47.143	23.006	51.752	32.385	215	13	1:46.163	22.394	51.369	32.400	210
7	1:45.919	22.490	51.177	32.252	213						

2 Sven Müller , Formel ADAC / GER

Theoretische Bestzeit: 1:45.03

Lap	Time	S1	S2	S3	Vmax	Lap	Time	S1	S2	S3	Vmax
1	1:55.498	28.530	52.347	34.621	204	8	1:45.371	22.114	51.370	31.887	207
2	2:40.894	35.032	1:19.142	46.720	109	9	1:45.267	22.098	51.450	31.719	207
3	2:49.097	34.063	1:24.711	50.323	124	10	1:45.040	22.041	51.303	31.696	207
4	2:35.401	32.743	1:19.469	43.189	139	11	1:45.560	22.256	51.560	31.744	207
5	1:47.318	22.747	52.546	32.025	206	12	1:45.467	22.099	51.580	31.788	206
6	1:46.115	22.497	51.858	31.760	207	13	1:45.956	22.179	51.682	32.095	206
7	1:45.645	22.428	51.529	31.688	207						

5 André Rudersdorf , Formel ADAC / GER

Theoretische Bestzeit: 1:46.42

Lap	Time	S1	S2	S3	Vmax	Lap	Time	S1	S2	S3	Vmax
1	2:03.465	33.738	54.667	35.060	205	8	1:46.917	22.715	51.629	32.573	210
2	2:45.712	37.966	1:19.767	47.979	141	9	1:46.951	22.708	51.823	32.420	208
3	2:48.615	32.044	1:26.014	50.557	140	10	1:46.592	22.530	51.583	32.479	209
4	2:31.077	31.452	1:19.821	39.804	145	11	1:46.617	22.685	51.482	32.450	209
5	1:47.666	23.030	51.941	32.695	213	12	1:47.205	22.527	51.880	32.798	208
6	1:47.191	22.761	51.849	32.581	212	13	1:46.836	22.689	51.563	32.584	208
7	1:47.504	22.646	51.656	33.202	210						

9 Gustav Malja , Formel ADAC / SWE

Theoretische Bestzeit: 1:45.11

Lap	Time	S1	S2	S3	Vmax	Lap	Time	S1	S2	S3	Vmax
1	2:00.434	31.250	53.729	35.455	215	8	1:45.720	22.250	51.361	32.109	215
2	2:43.815	35.685	1:20.443	47.687	132	9	1:46.237	22.370	51.406	32.461	216
3	2:48.579	32.689	1:25.785	50.105	131	10	1:48.480	23.088	52.715	32.677	214
4	2:33.242	31.238	1:20.683	41.321	159	11	1:45.343	22.254	51.115	31.974	213
5	1:47.123	23.031	51.501	32.591	210	12	1:45.738	22.028	51.699	32.011	213
6	1:46.843	22.479	52.031	32.333	212	13	1:45.331	22.149	51.211	31.971	212
7	1:48.823	22.966	53.776	32.081	204						

11 Hubertus-Carlos Vier , Formel ADAC / GER

Theoretische Bestzeit: 1:44.84

Lap	Time	S1	S2	S3	Vmax	Lap	Time	S1	S2	S3	Vmax
1	1:59.553	30.018	53.821	35.714	203	8	1:45.457	22.064	51.429	31.964	215
2	2:42.839	34.812	1:19.994	48.033	140	9	1:46.286	22.517	51.945	31.824	214
3	2:49.034	32.461	1:25.373	51.200	140	10	1:45.021	21.872	51.234	31.915	213
4	2:33.355	30.672	1:20.767	41.916	150	11	1:44.998	21.971	51.150	31.877	214
5	1:46.497	22.509	51.603	32.385	214	12	1:45.590	22.167	51.274	32.149	216
6	1:47.356	23.201	51.971	32.184	215	13	1:46.183	22.179	51.703	32.301	213
7	1:46.198	22.512	51.693	31.993	213						

12 Jason Kremer , Formel ADAC / GER

Theoretische Bestzeit: 1:45.18

Lap	Time	S1	S2	S3	Vmax	Lap	Time	S1	S2	S3	Vmax
1	1:56.800	29.009	52.522	35.269	210	7	1:45.907	22.524	51.256	32.127	214
2	2:41.292	34.421	1:19.524	47.347	106	8	1:45.560	22.199	51.112	32.249	213
3	2:48.542	33.217	1:24.874	50.451	123	9	1:53.968	22.490	59.388	32.090	213
4	2:34.937	32.255	1:19.546	43.136	142	10	1:46.537	22.719	51.942	31.876	215
5	1:47.151	22.522	52.345	32.284	212	11	1:45.987	22.297	51.635	32.055	215
6	1:46.875	22.329	52.403	32.143	212	12	2:13.509	22.333	1:06.211		210

13 Toni Koitsch , Formel ADAC / GER

Theoretische Bestzeit: 1:47.09


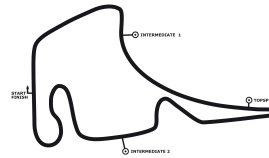
Lap	Time	S1	S2	S3	Vmax	Lap	Time	S1	S2	S3	Vmax
1	2:03.170	31.837	54.930	36.403	205	8	1:47.401	22.758	51.866	32.777	208

ADAC Masters Weekend, GP Weingarten, Hockenheimring

30.09. - 02.10.2011

Hockenheimring, Länge 4574 m

ADAC Formel Masters
Rennen 2



DMSB -Reg. Nr.:275/11
Deutscher Motor Sport Bund e.V.

Lap	Time	S1	S2	S3	Vmax	Lap	Time	S1	S2	S3	Vmax
2	2:45.562	36.946	1:20.473	48.143	167	9	1:47.576	22.774	52.121	32.681	208
3	2:48.638	32.042	1:26.049	50.547	130	10	1:47.366	22.543	52.135	32.688	207
4	2:30.733	31.411	1:19.944	39.378	139	11	1:47.439	22.544	52.209	32.686	206
5	1:48.195	23.167	52.147	32.881	213	12	1:48.039	22.599	52.587	32.853	205
6	1:48.313	23.260	52.257	32.796	212	13	1:47.937	22.758	52.453	32.726	205
7	1:47.799	22.892	52.023	32.884	208						

14 Roy Nissany , Formel ADAC / ISR

Theoretische Bestzeit: 1:45.65

Lap	Time	S1	S2	S3	Vmax	Lap	Time	S1	S2	S3	Vmax
1	2:01.986	32.969	53.125	35.892	213	7	1:47.181	22.712	52.307	32.162	213
2	2:45.271	36.564	1:20.377	48.330	128	8	1:45.723	22.425	51.262	32.036	212
3	2:48.467	32.127	1:25.682	50.658	131	9	1:46.463	22.456	51.610	32.397	213
4	2:31.206	30.776	1:20.147	40.283	149	10	1:46.614	22.869	51.672	32.073	211
5	1:47.632	23.616	51.745	32.271	211	11	1:46.223	22.418	51.760	32.045	210
6	1:46.492	22.850	51.489	32.153	212	12	2:16.616	22.358			208

16 Peter Hovenaars , Formel ADAC / NED

Theoretische Bestzeit: 1:46.47

Lap	Time	S1	S2	S3	Vmax	Lap	Time	S1	S2	S3	Vmax
1	2:00.843	31.671	53.476	35.696	214	8	1:48.008	22.741	52.472	32.795	210
2	2:45.079	36.228	1:20.593	48.258	120	9	1:47.074	22.609	51.675	32.790	214
3	2:48.286	32.014	1:25.700	50.572	173	10	1:46.640	22.606	51.351	32.683	213
4	2:32.480	31.138	1:20.152	41.190	133	11	1:46.599	22.531	51.415	32.653	212
5	1:48.950	24.250	51.728	32.972	215	12	1:46.993	22.526	51.671	32.796	211
6	1:46.940	22.703	51.474	32.763	213	13	1:46.768	22.547	51.444	32.777	212
7	1:48.395	22.473	51.894	34.028	213						

17 Pascal Wehrlein , Formel ADAC / GER

Theoretische Bestzeit: 1:45.17

Lap	Time	S1	S2	S3	Vmax	Lap	Time	S1	S2	S3	Vmax
1	1:57.236	29.107	52.553	35.576	210	8	1:45.755	22.209	51.056	32.490	211
2	2:41.567	34.380	1:19.702	47.485	97	9	1:45.436	22.316	51.067	32.053	210
3	2:49.084	33.029	1:25.991	50.064	123	10	1:45.180	22.150	50.974	32.056	211
4	2:33.991	31.348	1:19.929	42.714	140	11	1:46.494	22.879	51.363	32.252	210
5	1:47.403	22.627	52.185	32.591	215	12	1:47.338	22.805	52.094	32.439	209
6	1:46.080	22.457	51.374	32.249	212	13	1:48.065	22.558	52.950	32.557	208
7	1:45.716	22.451	51.118	32.147	211						

18 Luca Stolz , Formel ADAC / GER

Theoretische Bestzeit: 1:45.39

Lap	Time	S1	S2	S3	Vmax	Lap	Time	S1	S2	S3	Vmax
1	1:58.228	29.373	53.883	34.972	203	8	1:45.555	22.196	51.338	32.021	213
2	2:41.989	34.460	1:19.908	47.621	103	9	1:46.667	22.305	52.020	32.342	215
3	2:49.201	32.915	1:25.997	50.289	125	10	1:46.431	22.235	51.964	32.232	213
4	2:33.983	31.280	1:20.305	42.398	144	11	1:46.157	22.510	51.362	32.285	214
5	1:46.610	22.298	51.704	32.608	212	12	1:46.040	22.359	51.785	31.896	208
6	1:49.047	23.980	52.874	32.193	209	13	1:45.556	22.213	51.300	32.043	212
7	1:46.290	22.227	51.901	32.162	215						

19 Lucas Wolf , Formel ADAC / GER

Theoretische Bestzeit: 1:45.17

Lap	Time	S1	S2	S3	Vmax	Lap	Time	S1	S2	S3	Vmax
1	2:00.308	30.359	53.994	35.955	208	8	1:46.045	22.444	51.459	32.142	213
2	2:43.266	35.366	1:20.364	47.536	129	9	1:46.257	22.315	51.910	32.032	206
3	2:48.833	32.702	1:25.797	50.334	144	10	1:45.886	22.180	51.539	32.167	208
4	2:32.952	30.984	1:20.645	41.323	143	11	1:45.487	22.236	51.244	32.007	210
5	1:48.004	23.496	51.951	32.557	207	12	1:45.867	21.997	51.687	32.183	201
6	1:46.813	22.499	52.017	32.297	212	13	1:45.535	22.255	51.345	31.935	210
7	1:46.989	22.608	52.097	32.284	207						

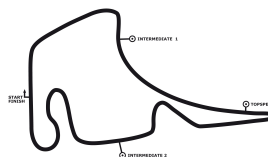
20 Jeffrey Schmidt , Formel ADAC / SUI

Theoretische Bestzeit: 1:45.88

Lap	Time	S1	S2	S3	Vmax	Lap	Time	S1	S2	S3	Vmax
1	2:00.035	30.821	53.355	35.859	208	8	1:46.246	22.623	51.105	32.518	212
2	2:43.023	35.093	1:20.347	47.583	121	9	1:47.522	23.004	51.916	32.602	211
3	2:48.980	32.474	1:25.930	50.576	153	10	1:49.341	23.279	52.655	33.407	215

30.09. - 02.10.2011

Hockenheimring, Länge 4574 m

ADAC Formel Masters
Rennen 2DMSB -Reg. Nr.:275/11
Deutscher Motor Sport Bund e.V.

Lap	Time	S1	S2	S3	Vmax	Lap	Time	S1	S2	S3	Vmax
4	2:33.216	30.636	1:20.841	41.739	153	11	1:46.199	22.601	50.956	32.642	214
5	1:47.112	22.965	51.435	32.712	211	12	1:46.226	22.406	51.210	32.610	211
6	1:47.305	22.654	52.124	32.527	213	13	1:46.334	22.569	51.095	32.670	211
7	1:46.850	22.573	51.170	33.107	213						

22 Sheban Siddiqi , Formel ADAC / GBR

Theoretische Bestzeit: 1:48.48

Lap	Time	S1	S2	S3	Vmax	Lap	Time	S1	S2	S3	Vmax
1	2:04.330	33.781	55.308	35.241	209	8	1:49.237	23.316	52.130	33.791	208
2	2:45.531	38.056	1:20.033	47.442	148	9	1:49.771	23.740	52.419	33.612	208
3	2:48.561	31.995	1:26.151	50.415	145	10	1:49.731	23.495	52.616	33.620	206
4	2:31.229	31.460	1:19.864	39.905	146	11	1:49.064	23.425	52.303	33.336	206
5	1:50.325	23.942	52.545	33.838	210	12	1:49.610	23.016	52.359	34.235	206
6	1:49.679	23.484	52.352	33.843	208	13	1:49.039	23.172	52.310	33.557	206
7	1:49.475	23.412	52.445	33.618	208						

23 Kean Kristensen , Formel ADAC / DEN

Theoretische Bestzeit: 1:46.63

Lap	Time	S1	S2	S3	Vmax	Lap	Time	S1	S2	S3	Vmax
1	2:01.584	32.424	53.308	35.852	215	4	2:31.730	30.884	1:20.112	40.734	147
2	2:45.195	36.033	1:20.535	48.627	132	5	1:46.948	22.879	51.727	32.342	212
3	2:48.304	31.698	1:25.778	50.828	149	6	1:46.783	22.570	51.736	32.477	211

24 Artem Markelov , Formel ADAC / RUS

Theoretische Bestzeit: 1:45.05

Lap	Time	S1	S2	S3	Vmax	Lap	Time	S1	S2	S3	Vmax
1	1:57.539	29.851	52.837	34.851	207	8	1:45.402	22.219	50.976	32.207	214
2	2:41.939	34.477	1:19.795	47.667	94	9	1:45.983	22.019	51.081	32.883	216
3	2:48.996	33.047	1:25.800	50.149	131	10	1:45.926	22.515	51.216	32.195	212
4	2:34.276	31.309	1:20.171	42.796	145	11	1:45.644	22.302	51.287	32.055	210
5	1:47.132	22.625	51.837	32.670	210	12	1:45.531	22.255	51.132	32.144	211
6	1:47.028	23.144	51.613	32.271	210	13	1:46.329	22.304	51.792	32.233	209
7	1:46.281	22.398	51.618	32.265	210						

25 Emil Bernstorff , Formel ADAC / GBR

Theoretische Bestzeit: 1:44.65

Lap	Time	S1	S2	S3	Vmax	Lap	Time	S1	S2	S3	Vmax
1	1:59.102	31.020	52.928	35.154	214	8	1:45.445	22.116	51.128	32.201	212
2	2:42.295	34.909	1:19.668	47.718	120	9	1:45.022	22.070	51.121	31.831	214
3	2:49.346	32.781	1:25.979	50.586	130	10	1:44.722	22.037	50.907	31.778	213
4	2:33.239	30.770	1:20.408	42.061	140	11	1:46.274	22.192	51.768	32.314	210
5	1:46.272	22.471	51.403	32.398	213	12	1:46.628	22.389	52.059	32.180	209
6	1:47.055	23.531	51.253	32.271	212	13	1:46.514	21.972	52.386	32.156	209
7	1:45.428	22.372	51.114	31.942	217						

26 Ferdinand Gabor , Formel ADAC / D

Theoretische Bestzeit: 1:48.14

Lap	Time	S1	S2	S3	Vmax	Lap	Time	S1	S2	S3	Vmax
1	2:05.272	33.459	56.265	35.548	207	8	1:49.940	23.067	52.644	34.229	206
2	2:45.265	38.250	1:19.650	47.365	144	9	1:49.014	23.107	52.823	33.084	206
3	2:48.390	32.099	1:26.319	49.972	148	10	1:49.057	23.287	52.620	33.150	206
4	2:31.795	31.803	1:19.829	40.163	148	11	1:48.245	22.939	52.393	32.913	207
5	1:51.017	24.114	53.018	33.885	208	12	1:49.190	22.868	52.374	33.948	208
6	1:49.999	23.572	52.700	33.727	207	13	1:49.071	23.527	52.364	33.180	207
7	1:49.638	23.406	52.597	33.635	207						

ADAC Masters Weekend Hockenheim

ADAC Formel Masters

Rennen 2

POS	1	2	3	4	5	6	7	8	9	10	11	12	13	14	15	16	17	18
LAP 1	2	12	17	24	18	1	25	11	20	19	9	16	23	14	13	5	22	26
LAP 2	2	12	17	24	18	1	25	11	20	19	9	16	23	14	13	5	22	26
LAP 3	2	12	17	24	18	1	25	11	20	19	9	16	23	14	13	5	22	26
LAP 4	2	12	17	24	18	1	25	11	20	19	9	16	23	14	13	5	22	26
LAP 5	2	12	17	24	18	25	1	11	20	9	19	23	14	16	13	5	22	26
LAP 6	2	17	12	24	25	1	11	18	20	9	19	23	14	16	5	13	22	26
LAP 7	2	17	12	25	24	1	11	18	20	19	14	9	16	5	13	22	26	
LAP 8	2	17	12	25	24	1	11	18	20	19	14	9	5	16	13	22	26	
LAP 9	2	17	25	24	11	1	18	19	20	14	9	12	5	16	13	22	26	
LAP 10	2	17	25	24	11	1	18	19	14	12	9	20	5	16	13	22	26	
LAP 11	2	17	25	24	11	1	18	19	14	12	9	20	5	16	13	22	26	
LAP 12	2	25	17	24	11	1	18	19	9	20	5	16	13	22	26	12.	14.	
LAP 13	2	25	24	11	17	1	18	19	9	20	5	16	13	22	26			

ADAC Formel Masters

Ergebnis Rennen 2

(Wertungslauf: 23)

Gestartet : 20

Gewertet : 17

nicht gewertet : 3

Pl.	Nr.	Kl.	Bewerber / SPC Fahrer, Ort	Fahrzeug Sponsorcard	Rde.	Gesamtzeit	Rückstand Intervall	Schnitt Gesamt	Schnellste Schnitt	in Rd.
1	2		ma-con Sven Müller (GER)	Formel ADAC	13	25:52.629		137.871	1:45.040 156.763	10
2	25		Motopark Emil Bernstorff (GBR)	Formel ADAC	13	25:57.342	04.713	137.454	1:44.722 157.239	10
3	24		Motopark Artem Markelov (RUS)	Formel ADAC	13	25:58.006	05.377	137.396	1:45.402 156.225	8
4	11		Neuhauser Racing Hubertus-Carlos Vier (GER)	Formel ADAC	13	25:58.367	05.738	137.364	1:44.998 156.826	11
5	17		ADAC Berlin-Brandenburg e.V. Pascal Wehrlein (GER)	Formel ADAC	13	25:59.345	06.716	137.278	1:45.180 156.554	10
6	1		Motopark Mario Farnbacher (GER)	Formel ADAC	13	26:01.439	08.810	137.094	1:45.716 155.761	12
7	18		URD Rennsport Luca Stolz (GER)	Formel ADAC	13	26:01.754	09.125	137.066	1:45.555 155.998	8
8	19		URD Rennsport Lucas Wolf (GER)	Formel ADAC	13	26:02.242	09.613	137.023	1:45.487 156.099	11
9	9		Neuhauser Racing Gustav Malja (SWE)	Formel ADAC	13	26:05.708	13.079	136.720	1:45.331 156.330	13
10	20		ADAC Berlin-Brandenburg e.V. Jeffrey Schmidt (SUI)	Formel ADAC	13	26:08.389	15.760	136.486	1:46.199 155.052	11
11	5		Krafft Walzen André Rudersdorf (GER)	Formel ADAC ADAC Hessen-Thüringen e.V.	13	26:12.348	19.719	136.142	1:46.592 154.481	10
12	13		Toni Koitsch (GER)	Formel ADAC	13	26:18.168	25.539	135.640	1:47.366 153.367	10
13	22		Motopark Sheban Siddiqi (GBR)	Formel ADAC	13	26:35.582	42.953	134.160	1:49.039 151.014	13
14	26		G&J Motorsport Ferdinand Gabor (D)	Formel ADAC	13	26:35.893	43.264	134.134	1:48.245 152.122	11
15	16		ADAC Berlin-Brandenburg e.V. Peter Hovenaars (NED)	Formel ADAC	13	26:43.055	50.426	133.535	1:46.599 154.470	11
16	12		Mücke Motorsport Jason Kremer (GER)	Formel ADAC	12	24:47.065	1 Runde	132.877	1:45.560 155.991	8
17	14		Mücke Motorsport Roy Nissany (ISR)	Formel ADAC	12	24:49.874	1 Runde	132.627	1:45.723 155.750	8
Nicht gewertet										
	23		Motopark Kean Kristensen (DEN)	Formel ADAC	6	13:40.544	7 Runden	120.406	1:46.783 154.204	6
	6		Krafft Walzen Christina Nielsen (DEN)	Formel ADAC	0	00.000	13 Runden	0.000	00.000 0.000	
	7		ma-con Maximilian Buhk (GER)	Formel ADAC	0	00.000	13 Runden	0.000	00.000 0.000	

Schnellste Runde: 25 Bernstorff Emil 1:44.722 =157.239 km/h

Car # 16 +30 sec. Zeitstrafe - Ersatz drive through

Vorbehaltlich der technischen Überprüfung

Aushangzeit: 02.10.2011

- Rennleiter:

- Zeitnahme: