

ADAC Masters Weekend Hockenheim

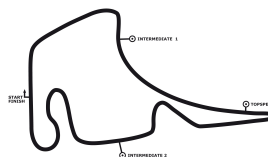
ADAC Formel Masters

Rennen 1

| POS | 1 | 2 | 3 | 4 | 5 | 6 | 7 | 8 | 9 | 10 | 11 | 12 | 13 | 14 | 15 | 16 | 17 | 18 | 19 |
|--------|----|----|----|----|----|----|----|-----|----|----|----|----|----|----|----|----|----|-----|----|
| LAP 1 | 17 | 25 | 12 | 18 | 2 | 24 | 11 | 5 | 23 | 9 | 1 | 22 | 19 | 20 | 16 | 26 | 13 | 6 | 7. |
| LAP 2 | 17 | 25 | 12 | 18 | 2 | 24 | 11 | 23 | 9 | 5 | 1 | 19 | 20 | 16 | 22 | 6 | 13 | 26 | |
| LAP 3 | 17 | 25 | 12 | 18 | 2 | 24 | 11 | 23 | 9 | 1 | 19 | 5 | 20 | 16 | 22 | 6 | 13 | 26 | |
| LAP 4 | 17 | 25 | 12 | 2 | 18 | 24 | 11 | 23 | 9 | 1 | 19 | 5 | 20 | 22 | 16 | 6 | 13 | 26 | |
| LAP 5 | 2 | 12 | 18 | 17 | 24 | 11 | 9 | 23 | 1 | 25 | 19 | 5 | 20 | 22 | 16 | 6 | 13 | 26 | |
| LAP 6 | 2 | 12 | 18 | 17 | 24 | 11 | 9 | 23 | 25 | 1 | 19 | 20 | 16 | 13 | 6 | 5 | 26 | 22. | |
| LAP 7 | 2 | 12 | 18 | 17 | 24 | 11 | 9 | 25 | 23 | 1 | 19 | 20 | 16 | 13 | 5 | 6 | 26 | 22 | |
| LAP 8 | 2 | 12 | 18 | 17 | 24 | 11 | 9 | 25 | 23 | 1 | 19 | 20 | 13 | 5 | 16 | 6 | 26 | 22 | |
| LAP 9 | 2 | 12 | 18 | 17 | 24 | 11 | 25 | 9 | 23 | 1 | 19 | 20 | 13 | 5 | 16 | 6 | 26 | 22. | |
| LAP 10 | 12 | 2 | 18 | 17 | 24 | 11 | 25 | 9 | 23 | 1 | 19 | 20 | 13 | 16 | 5. | 6 | 26 | | |
| LAP 11 | 12 | 2 | 18 | 17 | 24 | 11 | 9 | 25. | 23 | 1 | 19 | 20 | 16 | 13 | 6 | 26 | 5 | | |
| LAP 12 | 12 | 2 | 18 | 17 | 24 | 11 | 9 | 23 | 1 | 19 | 20 | 25 | 16 | 13 | 6 | 26 | 5 | | |
| LAP 13 | 12 | 2 | 18 | 17 | 24 | 11 | 9 | 23 | 1 | 19 | 20 | 25 | 16 | 13 | 6 | 26 | 5 | | |
| LAP 14 | 12 | 2 | 17 | 18 | 24 | 11 | 23 | 1 | 19 | 9 | 20 | 25 | 16 | 13 | 6 | 26 | 5 | | |

30.09. - 02.10.2011

Hockenheimring, Länge 4574 m

ADAC Formel Masters
Rennen 1DMSB -Reg. Nr.:275/11
Deutscher Motor Sport Bund e.V.

1 Mario Farnbacher, Formel ADAC / GER

Theoretische Bestzeit: 1:46.50

| Lap | Time | S1 | S2 | S3 | Vmax | Lap | Time | S1 | S2 | S3 | Vmax |
|-----|----------|--------|--------|--------|------------|-----|-----------------|---------------|---------------|---------------|------|
| 1 | 2:01.309 | 34.298 | 53.305 | 33.706 | 206 | 8 | 1:47.634 | 22.860 | 52.112 | 32.662 | 210 |
| 2 | 1:48.540 | 23.535 | 52.157 | 32.848 | 209 | 9 | 1:47.770 | 23.021 | 52.064 | 32.685 | 212 |
| 3 | 1:48.488 | 24.007 | 51.752 | 32.729 | 210 | 10 | 1:47.452 | 22.578 | 52.115 | 32.759 | 209 |
| 4 | 1:47.028 | 22.555 | 51.809 | 32.664 | 211 | 11 | 1:47.036 | 22.582 | 51.745 | 32.709 | 208 |
| 5 | 1:47.739 | 23.091 | 51.902 | 32.746 | 209 | 12 | 1:47.001 | 22.694 | 51.843 | 32.464 | 210 |
| 6 | 1:47.672 | 23.002 | 51.842 | 32.828 | 211 | 13 | 1:46.694 | 22.513 | 51.525 | 32.656 | 210 |
| 7 | 1:47.268 | 22.883 | 51.627 | 32.758 | 216 | 14 | 1:47.170 | 22.526 | 51.818 | 32.826 | 210 |

2 Sven Müller, Formel ADAC / GER

Theoretische Bestzeit: 1:46.04

| Lap | Time | S1 | S2 | S3 | Vmax | Lap | Time | S1 | S2 | S3 | Vmax |
|-----|----------|---------------|--------|--------|------------|-----|-----------------|--------|---------------|---------------|------|
| 1 | 1:54.861 | 29.469 | 52.824 | 32.568 | 207 | 8 | 1:46.603 | 22.639 | 51.659 | 32.305 | 207 |
| 2 | 1:47.244 | 22.846 | 51.873 | 32.525 | 210 | 9 | 1:46.177 | 22.495 | 51.587 | 32.095 | 207 |
| 3 | 1:48.037 | 23.514 | 51.822 | 32.701 | 210 | 10 | 1:47.270 | 22.414 | 51.635 | 33.221 | 207 |
| 4 | 1:46.953 | 22.534 | 52.006 | 32.413 | 214 | 11 | 1:48.032 | 23.518 | 52.136 | 32.378 | 209 |
| 5 | 1:47.461 | 22.534 | 52.513 | 32.414 | 204 | 12 | 1:46.462 | 22.580 | 51.555 | 32.327 | 209 |
| 6 | 1:46.577 | 22.485 | 51.920 | 32.172 | 206 | 13 | 1:46.466 | 22.440 | 51.705 | 32.321 | 208 |
| 7 | 1:46.464 | 22.394 | 51.717 | 32.353 | 207 | 14 | 1:46.796 | 22.489 | 51.724 | 32.583 | 208 |

5 André Rudersdorf, Formel ADAC / GER

Theoretische Bestzeit: 1:47.32

| Lap | Time | S1 | S2 | S3 | Vmax | Lap | Time | S1 | S2 | S3 | Vmax |
|-----|----------|--------|--------|--------|------------|-----|-----------------|---------------|---------------|---------------|------|
| 1 | 1:58.416 | 31.357 | 53.227 | 33.832 | 206 | 8 | 1:47.476 | 22.736 | 51.798 | 32.942 | 210 |
| 2 | 1:50.971 | 23.542 | 52.685 | 34.744 | 212 | 9 | 1:48.266 | 23.095 | 52.132 | 33.039 | 210 |
| 3 | 1:50.786 | 24.231 | 53.190 | 33.365 | 206 | 10 | 1:50.113 | 23.197 | 51.912 | | 209 |
| 4 | 1:47.579 | 22.778 | 51.817 | 32.984 | 210 | 11 | 2:05.283 | 39.988 | 52.211 | 33.084 | 207 |
| 5 | 1:48.841 | 23.234 | 52.704 | 32.903 | 210 | 12 | 1:48.234 | 22.995 | 52.242 | 32.997 | 206 |
| 6 | 1:56.824 | 31.166 | 52.526 | 33.132 | 208 | 13 | 1:47.421 | 22.660 | 51.898 | 32.863 | 207 |
| 7 | 1:48.686 | 23.319 | 52.456 | 32.911 | 208 | 14 | 1:47.798 | 22.791 | 51.976 | 33.031 | 208 |

6 Christina Nielsen, Formel ADAC / DEN

Theoretische Bestzeit: 1:47.53

| Lap | Time | S1 | S2 | S3 | Vmax | Lap | Time | S1 | S2 | S3 | Vmax |
|-----|----------|--------|---------------|--------|------------|-----|-----------------|---------------|--------|---------------|------|
| 1 | 2:04.015 | 34.512 | 55.246 | 34.257 | 206 | 8 | 1:49.035 | 23.087 | 52.712 | 33.236 | 209 |
| 2 | 1:50.418 | 24.228 | 53.017 | 33.173 | 213 | 9 | 1:48.484 | 23.249 | 52.267 | 32.968 | 208 |
| 3 | 1:48.234 | 23.203 | 52.085 | 32.946 | 211 | 10 | 1:48.458 | 22.961 | 52.614 | 32.883 | 207 |
| 4 | 1:48.585 | 22.928 | 52.156 | 33.501 | 210 | 11 | 1:48.342 | 22.896 | 52.214 | 33.232 | 206 |
| 5 | 1:50.820 | 22.944 | 54.057 | 33.819 | 212 | 12 | 1:50.094 | 23.115 | 53.790 | 33.189 | 207 |
| 6 | 1:51.013 | 23.455 | 53.987 | 33.571 | 210 | 13 | 1:47.951 | 22.918 | 52.202 | 32.831 | 207 |
| 7 | 1:49.710 | 23.635 | 52.784 | 33.291 | 208 | 14 | 1:47.832 | 22.621 | 52.147 | 33.064 | 209 |

7 Maximilian Buhk, Formel ADAC / GER

Theoretische Bestzeit:

| Lap | Time | S1 | S2 | S3 | Vmax | Lap | Time | S1 | S2 | S3 | Vmax |
|-----|----------|--------|-----------------|----|------------|-----|------|----|----|----|------|
| 1 | 2:32.305 | 36.169 | 1:05.461 | | 148 | | | | | | |

9 Gustav Malja, Formel ADAC / SWE

Theoretische Bestzeit: 1:46.29

| Lap | Time | S1 | S2 | S3 | Vmax | Lap | Time | S1 | S2 | S3 | Vmax |
|-----|----------|--------|--------|---------------|------------|-----|-----------------|---------------|---------------|--------|------|
| 1 | 1:59.805 | 32.332 | 54.611 | 32.862 | 203 | 8 | 1:46.899 | 22.570 | 51.522 | 32.807 | 210 |
| 2 | 1:48.678 | 22.997 | 52.254 | 33.427 | 213 | 9 | 1:47.551 | 23.047 | 51.895 | 32.609 | 206 |
| 3 | 1:48.483 | 23.160 | 52.195 | 33.128 | 213 | 10 | 1:46.462 | 22.504 | 51.394 | 32.564 | 212 |
| 4 | 1:47.413 | 22.850 | 51.788 | 32.775 | 213 | 11 | 1:47.009 | 22.537 | 51.658 | 32.814 | 211 |
| 5 | 1:47.516 | 22.886 | 52.001 | 32.629 | 212 | 12 | 1:47.134 | 22.804 | 51.679 | 32.651 | 210 |
| 6 | 1:47.511 | 22.654 | 52.250 | 32.607 | 210 | 13 | 1:46.877 | 22.492 | 51.663 | 32.722 | 210 |
| 7 | 1:46.563 | 22.632 | 51.526 | 32.405 | 211 | 14 | 1:55.439 | 22.621 | 58.653 | 34.165 | 211 |

11 Hubertus-Carlos Vier, Formel ADAC / GER

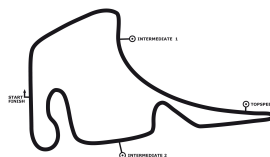
Theoretische Bestzeit: 1:46.18

| Lap | Time | S1 | S2 | S3 | Vmax | Lap | Time | S1 | S2 | S3 | Vmax |
|-----|----------|--------|--------|--------|------|-----|-----------------|---------------|---------------|---------------|------------|
| 1 | 1:58.215 | 30.727 | 53.370 | 34.118 | 204 | 8 | 1:46.592 | 22.467 | 51.530 | 32.595 | 212 |
| 2 | 1:48.057 | 23.088 | 52.248 | 32.721 | 208 | 9 | 1:46.878 | 22.630 | 51.794 | 32.454 | 211 |
| 3 | 1:48.196 | 23.398 | 52.087 | 32.711 | 208 | 10 | 1:46.613 | 22.435 | 51.772 | 32.406 | 210 |
| 4 | 1:47.555 | 22.772 | 52.124 | 32.659 | 210 | 11 | 1:46.277 | 22.267 | 51.619 | 32.391 | 210 |
| 5 | 1:48.357 | 22.856 | 52.501 | 33.000 | 207 | 12 | 1:46.958 | 22.748 | 51.772 | 32.438 | 212 |
| 6 | 1:47.344 | 22.948 | 51.805 | 32.591 | 211 | 13 | 1:48.017 | 22.698 | 52.508 | 32.811 | 213 |

30.09. - 02.10.2011

Hockenheimring, Länge 4574 m

ADAC Formel Masters
Rennen 1



DMSB -Reg. Nr.:275/11
Deutscher Motor Sport Bund e.V.

| Lap | Time | S1 | S2 | S3 | Vmax | Lap | Time | S1 | S2 | S3 | Vmax |
|-----|----------|--------|--------|--------|------|-----|----------|--------|--------|--------|------|
| 7 | 1:46.790 | 22.453 | 51.838 | 32.499 | 210 | 14 | 1:47.393 | 22.952 | 51.844 | 32.597 | 212 |

12 Jason Kremer , Formel ADAC / GER

Theoretische Bestzeit: 1:46.12

| Lap | Time | S1 | S2 | S3 | Vmax | Lap | Time | S1 | S2 | S3 | Vmax |
|-----|----------|--------|--------|--------|------------|-----|-----------------|---------------|---------------|---------------|------|
| 1 | 1:53.613 | 28.609 | 52.268 | 32.736 | 213 | 8 | 1:46.526 | 22.751 | 51.520 | 32.255 | 212 |
| 2 | 1:47.609 | 22.730 | 51.919 | 32.960 | 211 | 9 | 1:46.252 | 22.490 | 51.578 | 32.184 | 212 |
| 3 | 1:48.009 | 22.955 | 52.376 | 32.678 | 214 | 10 | 1:46.408 | 22.432 | 51.504 | 32.472 | 212 |
| 4 | 1:46.874 | 22.538 | 51.781 | 32.555 | 209 | 11 | 1:46.551 | 22.606 | 51.627 | 32.318 | 207 |
| 5 | 1:49.062 | 23.415 | 53.186 | 32.461 | 204 | 12 | 1:46.424 | 22.622 | 51.557 | 32.245 | 207 |
| 6 | 1:46.551 | 22.565 | 51.653 | 32.333 | 210 | 13 | 1:46.348 | 22.459 | 51.555 | 32.334 | 207 |
| 7 | 1:46.416 | 22.518 | 51.645 | 32.253 | 210 | 14 | 1:46.528 | 22.508 | 51.589 | 32.431 | 207 |

13 Toni Koitsch , Formel ADAC / GER

Theoretische Bestzeit: 1:48.20

| Lap | Time | S1 | S2 | S3 | Vmax | Lap | Time | S1 | S2 | S3 | Vmax |
|-----|-----------------|---------------|---------------|---------------|------------|-----|----------|--------|--------|--------|------|
| 1 | 2:03.834 | 35.727 | 53.744 | 34.363 | 207 | 8 | 1:48.623 | 23.088 | 52.395 | 33.140 | 207 |
| 2 | 1:51.360 | 24.095 | 53.661 | 33.604 | 206 | 9 | 1:49.200 | 23.262 | 52.727 | 33.211 | 202 |
| 3 | 1:49.022 | 23.336 | 52.458 | 33.228 | 208 | 10 | 1:49.121 | 23.181 | 52.682 | 33.258 | 202 |
| 4 | 1:48.991 | 22.933 | 52.685 | 33.373 | 207 | 11 | 1:49.330 | 23.215 | 52.861 | 33.254 | 201 |
| 5 | 1:49.055 | 23.070 | 52.467 | 33.518 | 206 | 12 | 1:48.719 | 23.025 | 52.381 | 33.313 | 206 |
| 6 | 1:49.129 | 23.543 | 52.294 | 33.292 | 212 | 13 | 1:49.097 | 23.210 | 52.567 | 33.320 | 204 |
| 7 | 1:48.249 | 22.977 | 52.146 | 33.126 | 210 | 14 | 1:49.059 | 23.040 | 52.705 | 33.314 | 203 |

16 Peter Hovenaars , Formel ADAC / NED

Theoretische Bestzeit: 1:47.80

| Lap | Time | S1 | S2 | S3 | Vmax | Lap | Time | S1 | S2 | S3 | Vmax |
|-----|----------|--------|--------|---------------|------------|-----|-----------------|---------------|---------------|--------|------|
| 1 | 2:02.763 | 32.888 | 56.101 | 33.774 | 201 | 8 | 1:51.375 | 22.997 | 54.728 | 33.650 | 205 |
| 2 | 1:50.352 | 24.185 | 52.685 | 33.482 | 209 | 9 | 1:48.109 | 22.902 | 52.084 | 33.123 | 209 |
| 3 | 1:48.671 | 23.265 | 52.135 | 33.271 | 212 | 10 | 1:48.577 | 23.126 | 52.092 | 33.359 | 208 |
| 4 | 1:49.065 | 23.035 | 52.570 | 33.460 | 208 | 11 | 1:48.354 | 23.109 | 52.100 | 33.145 | 208 |
| 5 | 1:50.955 | 23.154 | 53.842 | 33.959 | 209 | 12 | 1:47.994 | 22.955 | 51.949 | 33.090 | 208 |
| 6 | 1:48.937 | 23.487 | 52.318 | 33.132 | 208 | 13 | 1:48.195 | 23.082 | 51.867 | 33.246 | 208 |
| 7 | 1:48.177 | 23.021 | 52.121 | 33.035 | 206 | 14 | 1:48.017 | 23.012 | 51.912 | 33.093 | 208 |

17 Pascal Wehrlein , Formel ADAC / GER

Theoretische Bestzeit: 1:45.90

| Lap | Time | S1 | S2 | S3 | Vmax | Lap | Time | S1 | S2 | S3 | Vmax |
|-----|----------|--------|--------|--------|------|-----|-----------------|---------------|---------------|---------------|------------|
| 1 | 1:52.373 | 27.892 | 51.896 | 32.585 | 206 | 8 | 1:46.149 | 22.546 | 51.249 | 32.354 | 210 |
| 2 | 1:48.178 | 23.081 | 52.269 | 32.828 | 207 | 9 | 1:46.265 | 22.565 | 51.279 | 32.421 | 210 |
| 3 | 1:47.684 | 23.044 | 52.142 | 32.498 | 207 | 10 | 1:46.288 | 22.543 | 51.177 | 32.568 | 210 |
| 4 | 1:47.246 | 22.636 | 52.041 | 32.569 | 207 | 11 | 1:46.195 | 22.486 | 51.336 | 32.373 | 209 |
| 5 | 1:53.950 | 28.074 | 53.200 | 32.676 | 208 | 12 | 1:46.413 | 22.552 | 51.274 | 32.587 | 213 |
| 6 | 1:46.488 | 22.505 | 51.548 | 32.435 | 209 | 13 | 1:46.085 | 22.436 | 51.110 | 32.539 | 213 |
| 7 | 1:46.352 | 22.554 | 51.337 | 32.461 | 210 | 14 | 1:47.654 | 22.499 | 52.248 | 32.907 | 215 |

18 Luca Stolz , Formel ADAC / GER

Theoretische Bestzeit: 1:46.01

| Lap | Time | S1 | S2 | S3 | Vmax | Lap | Time | S1 | S2 | S3 | Vmax |
|-----|----------|--------|--------|--------|------|-----|-----------------|---------------|---------------|---------------|------------|
| 1 | 1:53.954 | 29.026 | 52.216 | 32.712 | 208 | 8 | 1:46.236 | 22.492 | 51.376 | 32.368 | 212 |
| 2 | 1:47.617 | 22.832 | 52.205 | 32.580 | 210 | 9 | 1:46.360 | 22.543 | 51.526 | 32.291 | 210 |
| 3 | 1:48.215 | 23.050 | 52.051 | 33.114 | 210 | 10 | 1:46.530 | 22.540 | 51.685 | 32.305 | 210 |
| 4 | 1:47.804 | 22.514 | 52.553 | 32.737 | 210 | 11 | 1:48.249 | 23.256 | 52.485 | 32.508 | 206 |
| 5 | 1:48.156 | 22.641 | 52.977 | 32.538 | 207 | 12 | 1:46.445 | 22.545 | 51.550 | 32.350 | 210 |
| 6 | 1:46.709 | 22.606 | 51.700 | 32.403 | 210 | 13 | 1:46.265 | 22.349 | 51.510 | 32.406 | 212 |
| 7 | 1:46.546 | 22.589 | 51.607 | 32.350 | 210 | 14 | 1:48.577 | 22.430 | 53.323 | 32.824 | 211 |

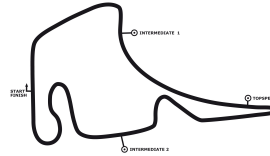
19 Lucas Wolf , Formel ADAC / GER

Theoretische Bestzeit: 1:46.51

| Lap | Time | S1 | S2 | S3 | Vmax | Lap | Time | S1 | S2 | S3 | Vmax |
|-----|----------|---------------|--------|--------|------------|-----|-----------------|--------|---------------|---------------|------|
| 1 | 2:01.814 | 34.107 | 53.620 | 34.087 | 207 | 8 | 1:47.758 | 22.937 | 52.019 | 32.802 | 211 |
| 2 | 1:49.302 | 24.330 | 52.302 | 32.670 | 208 | 9 | 1:47.732 | 22.557 | 52.320 | 32.855 | 208 |
| 3 | 1:48.004 | 23.194 | 52.143 | 32.667 | 210 | 10 | 1:47.615 | 22.543 | 52.423 | 32.649 | 213 |
| 4 | 1:46.935 | 22.521 | 51.830 | 32.584 | 209 | 11 | 1:46.951 | 22.476 | 51.922 | 32.553 | 209 |
| 5 | 1:47.877 | 22.775 | 52.567 | 32.535 | 208 | 12 | 1:46.977 | 22.708 | 51.629 | 32.640 | 210 |
| 6 | 1:47.043 | 22.452 | 51.725 | 32.866 | 215 | 13 | 1:46.693 | 22.627 | 51.547 | 32.519 | 210 |
| 7 | 1:47.292 | 22.882 | 51.631 | 32.779 | 216 | 14 | 1:46.959 | 22.476 | 51.732 | 32.751 | 211 |

30.09. - 02.10.2011

Hockenheimring, Länge 4574 m

ADAC Formel Masters
Rennen 1DMSB -Reg. Nr.:275/11
Deutscher Motor Sport Bund e.V.

20 Jeffrey Schmidt , Formel ADAC / SUI

Theoretische Bestzeit: 1:46.90

| Lap | Time | S1 | S2 | S3 | Vmax | Lap | Time | S1 | S2 | S3 | Vmax |
|-----|----------|--------|--------|--------|------------|-----|-----------------|---------------|---------------|---------------|------|
| 1 | 2:02.019 | 34.090 | 54.118 | 33.811 | 206 | 8 | 1:47.301 | 22.922 | 51.649 | 32.730 | 208 |
| 2 | 1:50.247 | 24.707 | 52.407 | 33.133 | 211 | 9 | 1:47.332 | 22.948 | 51.469 | 32.915 | 209 |
| 3 | 1:48.427 | 23.676 | 51.691 | 33.060 | 211 | 10 | 1:47.232 | 22.782 | 51.653 | 32.797 | 207 |
| 4 | 1:47.494 | 22.808 | 51.623 | 33.063 | 213 | 11 | 1:47.144 | 22.816 | 51.561 | 32.767 | 208 |
| 5 | 1:48.857 | 23.287 | 52.514 | 33.056 | 214 | 12 | 1:47.129 | 22.919 | 51.388 | 32.822 | 209 |
| 6 | 1:48.019 | 23.350 | 51.704 | 32.965 | 208 | 13 | 1:47.221 | 22.940 | 51.428 | 32.853 | 210 |
| 7 | 1:47.588 | 23.049 | 51.587 | 32.952 | 210 | 14 | 1:48.356 | 22.878 | 52.384 | 33.094 | 209 |

22 Sheban Siddiqi , Formel ADAC / GBR

Theoretische Bestzeit: 1:48.12

| Lap | Time | S1 | S2 | S3 | Vmax | Lap | Time | S1 | S2 | S3 | Vmax |
|-----|-----------------|---------------|---------------|---------------|------------|-----|----------|----------|--------|--------|------|
| 1 | 2:01.733 | 33.833 | 53.549 | 34.351 | 209 | 6 | 2:00.150 | 23.455 | 58.157 | | 208 |
| 2 | 1:51.773 | 24.842 | 53.428 | 33.503 | 207 | 7 | 9:13.666 | 7:41.340 | 54.130 | 38.196 | 202 |
| 3 | 1:48.626 | 23.408 | 51.968 | 33.250 | 211 | 8 | 1:53.014 | 25.396 | 53.465 | 34.153 | 203 |
| 4 | 1:48.391 | 22.931 | 51.944 | 33.516 | 208 | 9 | 1:56.370 | 23.875 | 53.476 | | 200 |
| 5 | 1:51.111 | 23.267 | 53.928 | 33.916 | 210 | | | | | | |

23 Kean Kristensen , Formel ADAC / DEN

Theoretische Bestzeit: 1:46.45

| Lap | Time | S1 | S2 | S3 | Vmax | Lap | Time | S1 | S2 | S3 | Vmax |
|-----|----------|--------|--------|--------|------|-----|-----------------|---------------|---------------|---------------|------------|
| 1 | 1:59.097 | 32.615 | 53.591 | 32.891 | 203 | 8 | 1:46.855 | 22.633 | 51.603 | 32.619 | 210 |
| 2 | 1:49.066 | 23.207 | 52.483 | 33.376 | 211 | 9 | 1:46.916 | 22.684 | 51.749 | 32.483 | 208 |
| 3 | 1:48.428 | 22.988 | 52.568 | 32.872 | 209 | 10 | 1:46.527 | 22.514 | 51.465 | 32.548 | 210 |
| 4 | 1:47.408 | 22.791 | 51.879 | 32.738 | 208 | 11 | 1:46.682 | 22.625 | 51.506 | 32.551 | 209 |
| 5 | 1:48.330 | 22.874 | 52.605 | 32.851 | 206 | 12 | 1:47.269 | 22.673 | 51.933 | 32.663 | 212 |
| 6 | 1:47.639 | 22.522 | 52.091 | 33.026 | 213 | 13 | 1:46.587 | 22.504 | 51.568 | 32.515 | 211 |
| 7 | 1:47.497 | 23.270 | 51.614 | 32.613 | 215 | 14 | 1:49.661 | 22.555 | 54.038 | 33.068 | 217 |

24 Artem Markelov , Formel ADAC / RUS

Theoretische Bestzeit: 1:46.28

| Lap | Time | S1 | S2 | S3 | Vmax | Lap | Time | S1 | S2 | S3 | Vmax |
|-----|----------|--------|--------|--------|------------|-----|-----------------|---------------|---------------|---------------|------|
| 1 | 1:57.473 | 31.868 | 52.303 | 33.302 | 212 | 8 | 1:46.527 | 22.641 | 51.480 | 32.406 | 209 |
| 2 | 1:47.806 | 23.105 | 52.005 | 32.696 | 208 | 9 | 1:46.345 | 22.525 | 51.397 | 32.423 | 210 |
| 3 | 1:48.557 | 23.493 | 51.970 | 33.094 | 208 | 10 | 1:46.713 | 22.484 | 51.655 | 32.574 | 210 |
| 4 | 1:47.565 | 22.854 | 51.956 | 32.755 | 207 | 11 | 1:47.149 | 22.538 | 51.948 | 32.663 | 208 |
| 5 | 1:48.602 | 22.745 | 52.779 | 33.078 | 207 | 12 | 1:47.032 | 22.794 | 51.571 | 32.667 | 209 |
| 6 | 1:46.893 | 22.766 | 51.600 | 32.527 | 210 | 13 | 1:48.166 | 22.791 | 52.478 | 32.897 | 208 |
| 7 | 1:46.694 | 22.528 | 51.528 | 32.638 | 212 | 14 | 1:47.380 | 22.783 | 51.901 | 32.696 | 208 |

25 Emil Bernstorff , Formel ADAC / GBR

Theoretische Bestzeit: 1:45.68

| Lap | Time | S1 | S2 | S3 | Vmax | Lap | Time | S1 | S2 | S3 | Vmax |
|-----|----------|--------|--------|--------|------|-----|-----------------|---------------|---------------|---------------|------------|
| 1 | 1:53.154 | 28.446 | 52.134 | 32.574 | 209 | 8 | 1:46.609 | 22.453 | 51.173 | 32.983 | 215 |
| 2 | 1:47.649 | 22.667 | 52.173 | 32.809 | 212 | 9 | 1:46.460 | 22.471 | 51.590 | 32.399 | 211 |
| 3 | 1:47.954 | 23.128 | 52.218 | 32.608 | 213 | 10 | 1:46.491 | 22.368 | 51.545 | 32.578 | 210 |
| 4 | 1:47.130 | 22.446 | 51.901 | 32.783 | 213 | 11 | 1:48.035 | 22.550 | 51.975 | | 209 |
| 5 | 1:57.616 | 32.673 | 52.586 | 32.357 | 208 | 12 | 2:04.226 | 40.080 | 51.822 | 32.324 | 208 |
| 6 | 1:46.778 | 22.411 | 51.496 | 32.871 | 212 | 13 | 1:46.028 | 22.452 | 51.359 | 32.217 | 210 |
| 7 | 1:46.331 | 22.771 | 51.270 | 32.290 | 213 | 14 | 1:46.838 | 22.460 | 52.237 | 32.141 | 210 |

26 Ferdinand Gabor , Formel ADAC / D

Theoretische Bestzeit: 1:48.36

| Lap | Time | S1 | S2 | S3 | Vmax | Lap | Time | S1 | S2 | S3 | Vmax |
|-----|----------|--------|--------|--------|------------|-----|-----------------|---------------|---------------|---------------|------|
| 1 | 2:03.513 | 34.765 | 54.526 | 34.222 | 205 | 8 | 1:49.849 | 23.446 | 53.030 | 33.373 | 204 |
| 2 | 1:52.403 | 24.259 | 54.240 | 33.904 | 208 | 9 | 1:49.253 | 23.203 | 52.879 | 33.171 | 204 |
| 3 | 1:50.490 | 23.956 | 53.001 | 33.533 | 207 | 10 | 1:49.142 | 23.062 | 52.961 | 33.119 | 204 |
| 4 | 1:49.883 | 23.451 | 53.010 | 33.422 | 204 | 11 | 1:49.224 | 23.340 | 52.807 | 33.077 | 203 |
| 5 | 1:49.471 | 23.281 | 52.849 | 33.341 | 204 | 12 | 1:49.023 | 23.157 | 52.838 | 33.028 | 204 |
| 6 | 1:50.155 | 23.373 | 53.283 | 33.499 | 206 | 13 | 1:48.481 | 22.969 | 52.520 | 32.992 | 205 |
| 7 | 1:49.753 | 23.264 | 52.890 | 33.599 | 205 | 14 | 1:48.581 | 22.898 | 52.735 | 32.948 | 204 |

ADAC Masters Weekend,GP Weingarten,Hockenheimring



30.09. - 02.10.2011

Hockenheimring, Länge 4574 m



ADAC Formel Masters

DMSB -Reg. Nr.:275/11
Deutscher Motorsport Bund e.V.

Ergebnis Rennen 1

Neu !!

(Wertungslauf: 22)

Gestartet : 20

Gewertet : 17

nicht gewertet : 3

| Pl. | Nr. | Kl. | Bewerber / SPC Fahrer, Ort | Fahrzeug Sponsorcard | Rde. | Gesamtzeit | Rückstand Intervall | Schnitt Gesamt | Schnellste Schnitt | in Rd. |
|-----------------------|-----|-----|---|---|------|------------|------------------------|-------------------|-----------------------|-----------|
| 1 | 12 | | Mücke Motorsport Jason Kremer (GER) | Formel ADAC | 14 | 25:03.171 | | 153.362 | 1:46.252 154.975 | 9 |
| 2 | 2 | | ma-con Sven Müller (GER) | Formel ADAC | 14 | 25:05.403 | 02.232 | 153.135 | 1:46.177 155.084 | 9 |
| 3 | 17 | | ADAC Berlin-Brandenburg e.V. Pascal Wehrlein (GER) | Formel ADAC | 14 | 25:07.320 | 04.149 | 152.940 | 1:46.085 155.219 | 13 |
| 4 | 18 | | URD Rennsport Luca Stolz (GER) | Formel ADAC | 14 | 25:07.663 | 04.492 | 152.905 | 1:46.236 154.998 | 8 |
| 5 | 24 | | Motopark Artem Markelov (RUS) | Formel ADAC | 14 | 25:12.902 | 09.731 | 152.376 | 1:46.345 154.839 | 9 |
| 6 | 11 | | Neuhauser Racing Hubertus-Carlos Vier (GER) | Formel ADAC | 14 | 25:13.242 | 10.071 | 152.342 | 1:46.277 154.939 | 11 |
| 7 | 1 | | Motopark Mario Farnbacher (GER) | Formel ADAC | 14 | 25:18.801 | 15.630 | 151.784 | 1:46.694 154.333 | 13 |
| 8 | 19 | | URD Rennsport Lucas Wolf (GER) | Formel ADAC | 14 | 25:18.952 | 15.781 | 151.769 | 1:46.693 154.334 | 13 |
| 9 | 9 | | Neuhauser Racing Gustav Malja (SWE) | Formel ADAC | 14 | 25:23.340 | 20.169 | 151.332 | 1:46.462 154.669 | 10 |
| 10 | 20 | | ADAC Berlin-Brandenburg e.V. Jeffrey Schmidt (SUI) | Formel ADAC | 14 | 25:24.366 | 21.195 | 151.230 | 1:47.129 153.706 | 12 |
| 11 | 25 | | Motopark Emil Bernstorff (GBR) | Formel ADAC | 14 | 25:31.299 | 28.128 | 150.545 | 1:46.028 155.302 | 13 |
| 12 | 16 | | ADAC Berlin-Brandenburg e.V. Peter Hoevenaars (NED) | Formel ADAC | 14 | 25:39.541 | 36.370 | 149.739 | 1:47.994 152.475 | 12 |
| 13 | 13 | | Toni Koitsch (GER) | Formel ADAC | 14 | 25:42.789 | 39.618 | 149.424 | 1:48.249 152.116 | 7 |
| 14 | 6 | | Krafft Walzen Christina Nielsen (DEN) | Formel ADAC | 14 | 25:42.991 | 39.820 | 149.404 | 1:47.832 152.704 | 14 |
| 15 | 23 | | Motopark Kean Kristensen (DEN) | Formel ADAC | 14 | 25:47.962 | 44.791 | 148.925 | 1:46.527 154.575 | 10 |
| 16 | 26 | | G&J Motorsport Ferdinand Gabor (D) | Formel ADAC | 14 | 25:49.221 | 46.050 | 148.804 | 1:48.481 151.791 | 13 |
| 17 | 5 | | Krafft Walzen André Rudersdorf (GER) | Formel ADAC ADAC Hessen-Thüringen e.V. | 14 | 25:56.694 | 53.523 | 148.089 | 1:47.421 153.288 | 13 |
| Nicht gewertet | | | | | | | | | | |
| | 22 | | Motopark Sheban Siddiqi (GBR) | Formel ADAC | 9 | 24:24.834 | 5 Runden | 101.170 | 1:48.391 151.917 | 4 |
| | 7 | | ma-con Maximilian Buhk (GER) | Formel ADAC | 1 | 2:32.305 | 13 Runden | 108.115 | 00.000 0.000 | |
| | 14 | | Mücke Motorsport Roy Nissany (ISR) | Formel ADAC | 0 | 00.000 | 14 Runden | 0.000 | 00.000 0.000 | |

Schnellste Runde: 25 Bernstorff Emil 1:46.028 =155.302 km/h

car # 23 +30sec. DRIVE THROUGH SUBSTITUTE PENALTY - Pushing another car

Vorbehaltlich der technischen Überprüfung

Aushangzeit: 01.10.2011

- Rennleiter:

- Zeitnahme:

Neu !!

DMSB -Reg. Nr.:275/11
Deutscher Motor Sport Bund e.V.

Startaufstellung Rennen 1 ADAC Formel Masters, am 01.10.2011, um 14:30 h

| | | | | |
|-----------------------------------|----------|----|--|----------|
| 19 Lucas Wolf Formel ADAC | | 10 | 13 Toni Koitsch Formel ADAC | 1:54.389 |
| 1 Mario Farnbacher Formel ADAC | 1:50.752 | 9 | 26 Ferdinand Gabor Formel ADAC | 1:47.767 |
| 22 Sheban Siddiqi Formel ADAC | 1:47.256 | 8 | 6 Christina Nielsen Formel ADAC | 1:47.106 |
| 16 Peter Hovenaars Formel ADAC | 1:46.981 | 7 | 20 Jeffrey Schmidt Formel ADAC | 1:45.904 |
| 24 Artem Markelov Formel ADAC | 1:45.734 | 6 | 7 Maximilian Buhk Formel ADAC | 1:45.603 |
| 23 Kean Kristensen Formel ADAC | 1:45.540 | 5 | 5 André Rudersdorf Formel ADAC | 1:45.438 |
| 9 Gustav Malja Formel ADAC | 1:45.414 | 4 | 11 Hubertus-Carlos Vier Formel ADAC | 1:45.397 |
| 14 Roy Nissany Formel ADAC | 1:45.372 | 3 | 2 Sven Müller Formel ADAC | 1:44.917 |
| 18 Luca Stolz Formel ADAC | 1:44.890 | 2 | 25 Emil Bernstorff Formel ADAC | 1:44.785 |
| 12 Jason Kremer Formel ADAC | 1:44.774 | 1 | 17 Pascal Wehrlein Formel ADAC | 1:44.584 |



 vorbehaltlich der technischen Überprüfung!