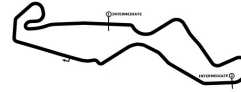


ADAC Masters Weekend Assen

16. - 18. September 2011

TT Circuit Assen, Länge 4555 m

ADAC Formel Rennen 2



-Reg. Nr.:0309.11.164

1 Mario Farnbacher , Formel ADAC / GER

Theoretische Bestzeit: 1:43.75

Lap	Time	S1	S2	S3	Vmax	Lap	Time	S1	S2	S3	Vmax
1	2:02.879	53.908	190	43.916	25.055	9	1:44.842	41.620	188	39.322	23.900
2	1:48.144	42.227	190	41.669	24.248	10	1:45.866	41.078	187	40.270	24.518
3	1:48.237	42.242	191	41.880	24.115	11	1:46.686	41.434	187	40.811	24.441
4	1:45.111	41.115	191	40.068	23.928	12	1:46.034	41.995	187	40.001	24.038
5	1:45.725	41.827	188	40.016	23.882	13	1:46.407	41.396	188	39.948	25.063
6	1:44.140	40.896	189	39.353	23.891	14	1:46.301	41.837	187	39.928	24.536
7	1:44.985	40.899	188	40.330	23.756	15	1:46.392	41.823	186	40.045	24.524
8	1:43.925	40.730	190	39.268	23.927						

2 Sven Müller , Formel ADAC / GER

Theoretische Bestzeit: 1:41.97

Lap	Time	S1	S2	S3	Vmax	Lap	Time	S1	S2	S3	Vmax
1	1:56.095	49.555	191	41.629	24.911	9	1:42.321	40.210	189	38.332	23.779
2	1:46.525	41.459	192	40.979	24.087	10	1:43.818	40.322	188	39.359	24.137
3	1:44.237	41.009	188	39.518	23.710	11	1:45.312	40.723	187	40.661	23.928
4	1:44.059	40.890	192	39.258	23.911	12	1:46.118	41.576	189	40.504	24.038
5	1:42.703	40.512	190	38.680	23.511	13	1:44.305	41.718	190	38.750	23.837
6	1:42.468	40.237	191	38.301	23.930	14	1:43.744	41.120	186	38.827	23.797
7	1:42.567	40.320	191	38.396	23.851	15	1:42.833	40.581	186	38.513	23.739
8	1:42.747	40.847	189	38.249	23.651						

5 André Rudersdorf , Formel ADAC / GER

Theoretische Bestzeit: 1:43.99

Lap	Time	S1	S2	S3	Vmax	Lap	Time	S1	S2	S3	Vmax
1	2:00.350	52.007	190	43.243	25.100	9	1:45.490	41.391	189	39.841	24.258
2	1:50.103	43.847	187	41.646	24.610	10	1:48.652	41.895	191	42.036	24.721
3	1:49.559	42.264	188	42.916	24.379	11	1:46.907	41.666	187	40.549	24.692
4	1:46.005	41.131	192	40.888	23.986	12	1:46.457	42.026	187	40.179	24.252
5	1:56.057	41.180	191	50.499	24.378	13	1:45.564	41.285	187	40.084	24.195
6	1:44.897	41.286	190	39.747	23.864	14	1:45.101	41.129	187	39.724	24.248
7	1:44.263	40.718	189	39.417	24.128	15	1:45.480	41.230	188	39.552	24.698
8	1:48.108	44.634	188	39.552	23.922						

6 Christina Nielsen , Formel ADAC / DEN

Theoretische Bestzeit: 1:45.00

Lap	Time	S1	S2	S3	Vmax	Lap	Time	S1	S2	S3	Vmax
1	2:09.684	51.230	187	43.018	35.436	9	1:46.203	41.317	188	40.044	24.842
2	1:50.249	43.713	185	41.928	24.608	10	2:03.840	54.313	182	43.413	26.114
3	1:47.856	41.852	186	41.451	24.553	11	1:49.076	42.628	185	41.729	24.719
4	1:47.096	41.838	186	40.897	24.361	12	1:47.846	42.320	184	41.070	24.456
5	1:46.791	41.341	187	41.218	24.232	13	1:47.337	41.770	185	41.135	24.432
6	1:46.038	41.074	188	40.208	24.756	14	1:46.308	41.387	185	40.550	24.371
7	1:45.682	41.325	190	40.195	24.162	15	1:46.772	41.419	184	40.710	24.643
8	1:45.120	41.189	188	39.771	24.160						

7 Maximilian Buhk , Formel ADAC / GER

Theoretische Bestzeit: 1:42.38

Lap	Time	S1	S2	S3	Vmax	Lap	Time	S1	S2	S3	Vmax
1	1:57.597	51.304	193	42.055	24.238	9	1:42.667	40.426	189	38.699	23.542
2	1:47.079	41.809	191	41.333	23.937	10	1:45.925	40.445	190	40.608	24.872
3	1:45.494	41.165	190	40.531	23.798	11	1:47.699	41.174	190	42.148	24.377
4	1:45.015	41.082	193	40.301	23.632	12	1:46.689	42.644	189	40.250	23.795
5	1:43.588	40.709	191	39.210	23.669	13	1:43.631	40.836	188	38.986	23.809
6	1:42.921	40.536	191	38.743	23.642	14	1:43.536	40.761	188	38.945	23.830
7	1:42.389	40.319	191	38.594	23.476	15	1:43.845	40.716	187	39.268	23.861
8	1:43.974	41.249	188	39.126	23.599						

9 Gustav Malja , Formel ADAC / SWE

Theoretische Bestzeit: 1:43.06

Lap	Time	S1	S2	S3	Vmax	Lap	Time	S1	S2	S3	Vmax
1	1:53.784	48.058	189	41.332	24.394	9	1:43.552	40.453	189	39.333	23.766
2	1:46.486	41.786	188	40.734	23.966	10	1:44.872	40.682	188	40.018	24.172
3	1:45.018	41.027	188	39.993	23.998	11	1:46.897	40.810	187	41.629	24.458
4	1:45.557	42.203	190	39.419	23.935	12	1:45.386	41.483	188	40.008	23.895
5	1:44.319	41.161	191	39.454	23.704	13	1:43.594	40.717	188	39.125	23.752
6	1:43.216	40.446	190	38.992	23.778	14	1:43.602	40.632	187	39.060	23.910

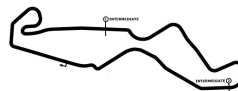
ADAC Masters Weekend Assen

16. - 18. September 2011

TT Circuit Assen, Länge 4555 m

ADAC Formel

Rennen 2



ADAC Hansa e.V.



-Reg. Nr.:0309.11.164

Lap	Time	S1	S2	S3	Vmax	Lap	Time	S1	S2	S3	Vmax
7	1:43.604	40.758	189	38.910	23.936	15	1:44.435	41.478	187	39.207	23.750
8	1:43.537	40.566	189	39.223	23.748						

11 Hubertus-Carlos Vier , Formel ADAC / GER

Theoretische Bestzeit: 1:42.64

Lap	Time	S1	S2	S3	Vmax	Lap	Time	S1	S2	S3	Vmax
1	1:55.599	48.869	185	41.529	25.201	8	1:44.804	41.578	184	39.565	23.661
2	1:46.910	41.692	190	41.134	24.084	9	1:43.003	40.461	190	38.733	23.809
3	1:46.533	42.457	188	40.127	23.949	10	3:33.119	40.520	190	2:28.302	24.297
4	1:45.487	41.959	189	39.767	23.761	11	1:47.838	42.469	177	41.275	24.094
5	1:43.657	40.872	190	39.081	23.704	12	1:44.512	40.725	188	39.773	24.014
6	1:42.829	40.415	190	38.749	23.665	13	1:44.837	41.149	186	39.631	24.057
7	1:42.843	40.523	189	38.569	23.751	14	1:44.505	40.911	186	39.519	24.075

12 Jason Kremer , Formel ADAC / GER

Theoretische Bestzeit: 1:42.47

Lap	Time	S1	S2	S3	Vmax	Lap	Time	S1	S2	S3	Vmax
1	1:57.389	49.874	193	43.225	24.290	9	1:43.563	40.227	194	39.514	23.822
2	1:46.295	41.531	188	40.875	23.889	10	1:46.990	40.657	191	41.373	24.960
3	1:45.504	41.341	190	40.499	23.664	11	1:46.846	41.028	187	41.866	23.952
4	1:44.842	41.209	188	39.912	23.721	12	1:44.465	41.361	188	39.450	23.654
5	1:43.253	40.534	189	39.062	23.657	13	1:42.789	40.471	190	38.698	23.620
6	1:42.550	40.223	190	38.744	23.583	14	1:43.196	40.645	189	38.871	23.680
7	1:42.505	40.244	190	38.666	23.595	15	1:44.607	41.432	190	39.324	23.851
8	1:43.510	40.310	194	39.505	23.695						

13 Toni Koitsch , Formel ADAC / GER

Theoretische Bestzeit: 1:45.25

Lap	Time	S1	S2	S3	Vmax	Lap	Time	S1	S2	S3	Vmax
1	1:56.759	49.620	186	42.011	25.128	9	1:46.187	41.568	185	40.068	24.551
2	1:48.333	42.354	186	41.395	24.584	10	1:48.410	41.449	183	41.987	24.974
3	1:48.401	43.237	184	40.559	24.605	11	1:48.043	42.069	182	41.151	24.823
4	1:46.532	42.058	186	40.301	24.173	12	1:46.977	42.042	184	40.448	24.487
5	1:46.552	41.840	187	40.367	24.345	13	1:46.552	41.701	183	40.213	24.638
6	1:46.519	41.525	185	39.757	25.237	14	1:50.258	43.263	182	42.521	24.474
7	1:46.933	42.532	186	40.268	24.133	15	1:46.562	41.728	183	40.214	24.620
8	1:45.772	41.361	186	40.231	24.180						

14 Roy Nissany , Formel ADAC / ISR

Theoretische Bestzeit: 1:44.48

Lap	Time	S1	S2	S3	Vmax	Lap	Time	S1	S2	S3	Vmax
1	2:04.513	54.464	189	44.506	25.543	7	1:48.066	44.015	187	39.873	24.178
2	1:48.539	42.087	188	41.950	24.502	8	1:45.082	41.485	188	39.652	23.945
3	1:47.751	41.509	190	41.515	24.727	9	1:48.177	41.957	190	40.481	25.739
4	1:46.094	41.634	191	40.354	24.106	10	1:58.443	42.036	189	41.844	
5	1:49.046	41.892	193	43.052	24.102	11	4:50.308	3:42.630	184	42.230	25.448
6	1:47.072	40.893	192	42.237	23.942	12	1:49.815	42.406	187	41.764	

16 Peter Hoevenaars , Formel ADAC / NED

Theoretische Bestzeit: 1:43.71

Lap	Time	S1	S2	S3	Vmax	Lap	Time	S1	S2	S3	Vmax
1	2:00.965	52.383	190	43.137	25.445	9	2:01.592	56.152	189	40.525	24.915
2	1:49.693	43.583	188	41.620	24.490	10	1:47.051	41.228	185	41.010	24.813
3	1:47.835	42.106	190	41.678	24.051	11	1:47.229	41.380	185	40.924	24.925
4	1:45.367	40.838	191	40.269	24.260	12	1:46.356	41.589	187	40.353	24.414
5	1:44.652	41.345	192	39.574	23.733	13	1:46.100	41.392	185	40.215	24.493
6	1:44.724	40.776	189	39.467	24.481	14	1:46.253	41.595	184	40.193	24.465
7	1:44.491	41.279	188	39.339	23.873	15	1:55.961	41.669	185	40.052	34.240
8	1:44.015	40.774	189	39.204	24.037						

17 Pascal Wehrlein , Formel ADAC / GER

Theoretische Bestzeit: 1:42.55

Lap	Time	S1	S2	S3	Vmax	Lap	Time	S1	S2	S3	Vmax
1	1:55.571	48.961	191	41.862	24.748	9	1:42.851	40.329	191	38.867	23.655
2	1:45.349	41.132	191	40.386	23.831	10	1:44.566	40.371	191	40.044	24.151
3	1:44.651	40.566	193	40.363	23.722	11	1:45.651	40.647	190	40.901	24.103
4	1:44.343	41.089	190	39.578	23.676	12	1:46.101	42.922	189	39.412	23.767
5	1:43.040	40.269	191	39.118	23.653	13	1:43.441	40.594	191	39.044	23.803

ADAC Masters Weekend Assen

16. - 18. September 2011

TT Circuit Assen, Länge 4555 m

ADAC Formel

Rennen 2



ADAC Hansa e.V.



-Reg. Nr.:0309.11.164

Lap	Time	S1	S2	S3	Vmax	Lap	Time	S1	S2	S3	Vmax
6	1:42.865	40.291	191	38.815	23.759	14	1:44.053	40.696	191	39.484	23.873
7	1:42.671	40.184	191	38.713	23.774	15	1:44.742	41.663	191	39.193	23.886
8	1:43.833	41.228	193	38.879	23.726						

18 Luca Stolz , Formel ADAC / GER

Theoretische Bestzeit: 1:42.73

Lap	Time	S1	S2	S3	Vmax	Lap	Time	S1	S2	S3	Vmax
1	2:01.389	52.596	191	43.539	25.254	6	1:44.012	40.813	191	39.296	23.903
2	1:49.432	42.989	190	41.963	24.480	7	1:43.810	40.674	191	39.467	23.669
3	1:47.988	42.245	190	41.686	24.057	8	1:43.414	40.245	193	39.162	24.007
4	1:45.332	41.049	190	40.071	24.212	9	1:43.470	40.824	188	38.825	23.821
5	1:46.428	42.156	191	40.318	23.954						

19 Lucas Wolf , Formel ADAC / GER

Theoretische Bestzeit: 1:42.50

Lap	Time	S1	S2	S3	Vmax	Lap	Time	S1	S2	S3	Vmax
1	1:52.914	47.699	185	41.258	23.957	9	1:42.550	40.351	187	38.489	23.710
2	1:45.689	41.419	187	40.439	23.831	10	1:45.037	40.492	186	40.169	24.376
3	1:44.900	41.170	186	39.900	23.830	11	1:46.995	41.347	188	41.520	24.128
4	1:44.330	41.050	187	39.549	23.731	12	1:45.234	41.684	185	39.775	23.775
5	1:43.310	40.748	188	38.833	23.729	13	1:44.469	41.524	190	39.115	23.830
6	1:43.031	40.590	187	38.665	23.776	14	1:44.731	41.195	188	39.417	24.119
7	1:42.923	40.577	187	38.598	23.748	15	1:44.614	41.446	185	38.930	24.238
8	1:42.645	40.423	186	38.554	23.668						

20 Jeffrey Schmidt , Formel ADAC / SUI

Theoretische Bestzeit: 1:43.77

Lap	Time	S1	S2	S3	Vmax	Lap	Time	S1	S2	S3	Vmax
1	2:03.133	53.222	194	44.342	25.569	9	1:44.252	40.499	190	39.511	24.242
2	1:48.173	42.115	193	41.694	24.364	10	1:46.270	40.572	190	40.764	24.934
3	1:48.222	42.059	192	41.986	24.177	11	1:46.964	41.058	189	41.082	24.824
4	1:45.862	41.152	193	40.677	24.033	12	1:46.350	41.667	190	40.556	24.127
5	1:46.440	40.990	191	41.357	24.093	13	1:44.632	40.844	190	39.771	24.017
6	1:44.674	40.764	190	39.904	24.006	14	1:46.036	42.101	189	39.959	23.976
7	1:44.393	40.990	189	39.571	23.832	15	1:46.321	41.804	191	40.173	24.344
8	1:44.023	40.476	191	39.756	23.791						

22 Sheban Siddiqi , Formel ADAC / GBR

Theoretische Bestzeit: 1:45.62

Lap	Time	S1	S2	S3	Vmax	Lap	Time	S1	S2	S3	Vmax
1	2:03.628	54.088	188	44.076	25.464	6	1:47.850	41.647	187	41.773	24.430
2	1:48.779	42.554	188	41.453	24.772	7	1:46.688	42.154	186	40.301	24.233
3	1:48.291	41.902	187	41.630	24.759	8	1:45.778	41.546	187	40.026	24.206
4	1:45.930	41.510	188	40.330	24.090	9	1:48.479	41.943	186	40.569	25.967
5	1:48.429	41.920	190	41.571	24.938						

23 Kean Kristensen , Formel ADAC / DEN

Theoretische Bestzeit: 1:43.08

Lap	Time	S1	S2	S3	Vmax	Lap	Time	S1	S2	S3	Vmax
1	2:00.529	52.279	189	43.105	25.145	9	1:43.525	40.644	187	38.988	23.893
2	1:48.767	43.547	188	40.882	24.338	10	1:45.886	40.746	186	40.737	24.403
3	1:45.632	41.240	187	40.360	24.032	11	1:47.059	41.041	186	41.338	24.680
4	1:45.258	41.334	188	39.677	24.247	12	1:45.569	41.913	186	39.611	24.045
5	1:44.609	41.428	189	39.280	23.901	13	1:43.587	40.773	187	38.875	23.939
6	1:43.788	40.729	189	39.187	23.872	14	1:43.828	40.778	186	39.128	23.922
7	1:43.427	40.692	188	38.998	23.737	15	1:46.293	42.700	186	39.558	24.035
8	1:43.160	40.523	189	38.822	23.815						

24 Artem Markelov , Formel ADAC / RUS

Theoretische Bestzeit: 1:43.18

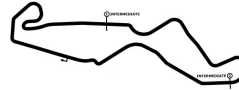
Lap	Time	S1	S2	S3	Vmax	Lap	Time	S1	S2	S3	Vmax
1	2:00.576	52.956	193	42.861	24.759	9	1:43.517	40.891	187	38.796	23.830
2	1:48.469	42.567	189	41.437	24.465	10	1:45.053	40.729	187	40.123	24.201
3	1:48.453	43.197	186	41.063	24.193	11	1:47.095	41.428	189	41.352	24.315
4	1:46.161	41.599	187	40.679	23.883	12	1:44.602	41.472	187	39.296	23.834
5	1:44.468	41.327	188	39.226	23.915	13	1:43.848	40.861	187	39.088	23.899
6	1:44.395	41.051	187	39.075	24.269	14	1:43.341	40.684	188	38.829	23.828
7	1:44.119	41.054	187	39.158	23.907	15	1:44.084	40.606	188	38.753	24.725

ADAC Masters Weekend Assen

16. - 18. September 2011

TT Circuit Assen, Länge 4555 m

ADAC Formel Rennen 2



-Reg. Nr.:0309.11.164

Lap	Time	S1	S2	S3	Vmax	Lap	Time	S1	S2	S3	Vmax
8	1:44.004	41.113	187	38.993	23.898						

25 Emil Bernstorff , Formel ADAC / GBR

Theoretische Bestzeit: 1:42.37

Lap	Time	S1	S2	S3	Vmax	Lap	Time	S1	S2	S3	Vmax
1	1:52.518	46.708	187	41.569	24.241	9	1:42.605	40.462	188	38.370	23.773
2	1:45.648	41.308	187	40.287	24.053	10	1:44.907	40.446	188	40.214	24.247
3	1:44.713	41.104	187	39.754	23.855	11	1:46.414	40.502	187	41.775	24.137
4	1:43.920	40.834	187	39.205	23.881	12	1:46.552	42.021	187	40.457	24.074
5	1:43.516	40.791	188	38.953	23.772	13	1:44.291	41.540	188	38.790	23.961
6	1:42.691	40.409	188	38.530	23.752	14	1:44.512	41.897	188	38.979	23.636
7	1:42.639	40.419	187	38.557	23.663	15	1:42.557	40.475	190	38.483	23.599
8	1:42.771	40.468	188	38.553	23.750						

27 Nick Cassidy , Formel ADAC / NZL

Theoretische Bestzeit: 1:43.68

Lap	Time	S1	S2	S3	Vmax	Lap	Time	S1	S2	S3	Vmax
1	1:59.933	51.567	192	42.844	25.522	9	1:44.860	41.313	186	39.395	24.152
2	1:47.401	42.289	186	40.735	24.377	10	1:47.597	41.395	183	41.432	24.770
3	1:46.314	41.358	189	40.299	24.657	11	1:49.075	41.744	185	42.676	24.655
4	1:45.265	41.289	186	39.990	23.986	12	1:46.624	42.294	186	39.908	24.422
5	1:44.366	40.907	187	39.452	24.007	13	1:46.295	41.628	189	40.211	24.456
6	1:43.741	40.745	187	39.087	23.909	14	1:45.751	41.602	185	39.722	24.427
7	1:43.931	40.685	186	39.260	23.986	15	1:45.637	41.520	185	39.741	24.376
8	1:45.022	40.859	186	39.266	24.897						

32 Thomas Jäger , Formel ADAC / AUT

Theoretische Bestzeit: 1:43.17

Lap	Time	S1	S2	S3	Vmax	Lap	Time	S1	S2	S3	Vmax
1	2:16.202	48.847	190	41.237	46.118	9	1:47.779	41.824	180	40.588	25.367
2	1:51.263	43.149	187	43.419	24.695	10	1:48.205	41.762	188	42.108	24.335
3	1:45.533	41.307	187	40.100	24.126	11	1:44.443	40.847	188	39.525	24.071
4	1:44.192	40.784	188	39.389	24.019	12	1:44.124	41.140	187	38.994	23.990
5	1:45.063	40.439	190	40.190	24.434	13	1:43.449	40.573	188	38.880	23.996
6	1:45.135	41.548	192	39.521	24.066	14	1:45.163	41.027	190	40.139	23.997
7	1:44.344	41.108	190	39.221	24.015	15	1:44.258	41.112	187	39.027	24.119
8	1:44.660	41.141	192	39.662	23.857						

Ergebnis Rennen 2

(Wertungslauf: 20)

Gestartet : 21

Gewertet : 17



nicht gewertet : 4

Pl.	Nr.	Kl.	Bewerber / SPC Fahrer, Ort	Fahrzeug Sponsorcard	Rde.	Gesamtzeit	Rückstand Intervall	Schnitt Gesamt	Schnellste Schnitt	in Rd.
1	25		Motopark Emil Bernstorff (GBR)	Formel ADAC	15	26:10.254		156.643	1:42.557 159.892	15
2	19		URD Rennsport Lucas Wolf (GER)	Formel ADAC	15	26:13.372	03.118	156.333	1:42.550 159.902	9
3	9		Neuhauser Racing Gustav Malja (SWE)	Formel ADAC	15	26:17.859	07.605	155.888	1:43.216 158.871	6
4	12		Mücke Motorsport Jason Kremer (GER)	Formel ADAC	15	26:18.304	08.050	155.845	1:42.505 159.973	7
5	7		ma-con Maximilian Buhk (GER)	Formel ADAC	15	26:22.049	11.795	155.476	1:42.389 160.154	7
6	23		Motopark Kean Kristensen (DEN)	Formel ADAC	15	26:30.917	20.663	154.609	1:43.160 158.957	8
7	24		Motopark Artem Markelov (RUS)	Formel ADAC	15	26:32.185	21.931	154.486	1:43.341 158.679	14
8	27		ma-con Nick Cassidy (NZL)	Formel ADAC	15	26:41.812	31.558	153.557	1:43.741 158.067	6
9	1		Motopark Mario Farnbacher (GER)	Formel ADAC	15	26:45.674	35.420	153.188	1:43.925 157.787	8
10	20		ADAC Berlin-Brandenburg e.V. Jeffrey Schmidt (SUI)	Formel ADAC	15	26:45.745	35.491	153.181	1:44.023 157.638	8
11	32		Neuhauser Racing Thomas Jäger (AUT)	Formel ADAC	15	26:53.813	43.559	152.415	1:43.449 158.513	13
12	13		Toni Koitsch (GER)	Formel ADAC	15	26:58.790	48.536	151.947	1:45.772 155.032	8
13	5		Krafft Walzen André Rudersdorf (GER)	Formel ADAC	15	27:02.993	52.739	151.553	1:44.263 157.275	7
14	16		ADAC Berlin-Brandenburg e.V. Peter Hoevenaars (NED)	Formel ADAC	15	27:12.284	1:02.030	150.691	1:44.015 157.650	8
15	6		Krafft Walzen Christina Nielsen (DEN)	Formel ADAC	15	27:25.898	1:15.644	149.444	1:45.120 155.993	8
16	11		Neuhauser Racing Hubertus-Carlos Vier (GER)	Formel ADAC	14	26:26.476	1 lap	144.706	1:42.829 159.469	6
17	14		Mücke Motorsport Roy Nissany (ISR)	Formel ADAC	12	25:32.906	3 laps	128.368	1:45.082 156.050	8
Nicht gewertet										
	18		URD Rennsport Luca Stolz (GER)	Formel ADAC	9	16:05.275	6 laps	152.891	1:43.414 158.567	8
	22		Motopark Sheban Siddiqi (GBR)	Formel ADAC	9	16:23.852	6 laps	150.004	1:45.778 155.023	8
Wertungsausschluss										
	2		ma-con Sven Müller (GER)	Formel ADAC	15	26:09.852		156.684	1:42.321 160.260	9
	17		ADAC Berlin-Brandenburg e.V. Pascal Wehrlein (GER)	Formel ADAC	15	26:13.728	03.474	156.298	1:42.671 159.714	7

Schnellste Runde: 7 Buhk Maximilian 1:42.389 =160.154 km/h

14 30 sec. Zeitstrafe - Ersatz Drive through

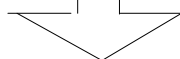
Vorbehaltlich der technischen Überprüfung


Startaufstellung Rennen 2 ADAC Formel, am 18.09.2011, um 10:55 h

24 Artem Markelov Formel ADAC	
20 Jeffrey Schmidt Formel ADAC	27:01.710
16 Peter Hoevenaars Formel ADAC	26:46.714
18 Luca Stolz Formel ADAC	26:34.579
27 Nick Cassidy Formel ADAC	26:33.802
12 Jason Kremer Formel ADAC	26:05.285
6 Christina Nielsen Formel ADAC	26:03.983
17 Pascal Wehrlein Formel ADAC	25:49.859
9 Gustav Malja Formel ADAC	25:35.005
19 Lucas Wolf Formel ADAC	25:24.374

11	1 Mario Farnbacher Formel ADAC	
10	14 Roy Nissany Formel ADAC	
9	7 Maximilian Buhk Formel ADAC	26:48.265
8	22 Sheban Siddiqi Formel ADAC	26:40.333
7	23 Kean Kristensen Formel ADAC	26:34.456
6	5 André Rudersdorf Formel ADAC	26:05.697
5	2 Sven Müller Formel ADAC	26:04.946
4	13 Toni Koitsch Formel ADAC	25:58.533
3	11 Hubertus-Carlos Vier Formel ADAC	25:35.276
2	32 Thomas Jäger Formel ADAC	25:34.694
1	25 Emil Bernstorff Formel ADAC	25:14.994



vorbehaltlich der technischen Überprüfung!

NEU !!

Obmann der Zeitnahme: Michael Brothe, Gersweiler, brothe.m@wige.de

Datenservice und Zeitnahme: WIGE PERFORMANCE GmbH, Meuspath

Seite 1

Gedruckt : 17.9.2011 - 19:14