

ADAC Masters Weekend Assen

16. - 18. September 2011

TT Circuit Assen, Länge 4555 m

ADAC Formel



ADAC Hansa e.V.



-Reg. Nr.:0309.09.00x

Ergebnis Rennen 1

(Wertungslauf: 19)

Gestartet : 20

Gewertet : 18

nicht gewertet : 2

Pl.	Nr.	Kl.	Bewerber / SPC Fahrer, Ort	Fahrzeug Sponsorcard	Rde.	Gesamtzeit	Rückstand Intervall	Schnitt Gesamt	Schnellste Schnitt	in Rd.
1	25		Motopark Emil Bernstorff (GBR)	Formel ADAC	14	25:14.994		151.533	1:44.204 157.364	7
2	19		URD Rennsport Lucas Wolf (GER)	Formel ADAC	14	25:24.374	09.380	150.601	1:45.136 155.969	13
3	32		Neuhauser Racing Thomas Jäger (AUT)	Formel ADAC	14	25:34.694	19.700	149.588	1:45.226 155.836	13
4	9		Neuhauser Racing Gustav Malja (SWE)	Formel ADAC	14	25:35.005	20.011	149.558	1:43.916 157.801	13
5	11		Neuhauser Racing Hubertus-Carlos Vier (GER)	Formel ADAC	14	25:35.276	20.282	149.531	1:43.631 158.235	13
6	17		ADAC Berlin-Brandenburg e.V. Pascal Wehrlein (GER)	Formel ADAC	14	25:49.859	34.865	148.124	1:48.362 151.326	13
7	13		Toni Koitsch (GER)	Formel ADAC	14	25:58.533	43.539	147.300	1:47.322 152.793	14
8	6		Krafft Walzen Christina Nielsen (DEN)	Formel ADAC	14	26:03.983	48.989	146.787	1:46.919 153.368	13
9	2		ma-con Sven Müller (GER)	Formel ADAC	14	26:04.946	49.952	146.696	1:49.331 149.985	6
10	12		Mücke Motorsport Jason Kremer (GER)	Formel ADAC	14	26:05.285	50.291	146.665	1:48.857 150.638	12
11	5		Krafft Walzen André Rudersdorf (GER)	Formel ADAC ADAC Hessen-Thüringen e.V.	14	26:05.697	50.703	146.626	1:47.708 152.245	7
12	27		ma-con Nick Cassidy (NZL)	Formel ADAC	14	26:33.802	1:18.808	144.040	1:51.568 146.978	3
13	23		Motopark Kean Kristensen (DEN)	Formel ADAC	14	26:34.456	1:19.462	143.981	1:45.275 155.763	13
14	18		URD Rennsport Luca Stolz (GER)	Formel ADAC	14	26:34.579	1:19.585	143.970	1:49.194 150.173	13
15	22		Motopark Sheban Siddiqi (GBR)	Formel ADAC	14	26:40.333	1:25.339	143.453	1:49.088 150.319	13
16	16		ADAC Berlin-Brandenburg e.V. Peter Hovenaars (NED)	Formel ADAC	14	26:46.714	1:31.720	142.883	1:50.050 149.005	6
17	7		ma-con Maximilian Buhk (GER)	Formel ADAC	14	26:48.265	1:33.271	142.745	1:52.569 145.671	13
18	20		ADAC Berlin-Brandenburg e.V. Jeffrey Schmidt (SUI)	Formel ADAC	14	27:01.710	1:46.716	141.562	1:51.409 147.187	6
Nicht gewertet										
	14		Mücke Motorsport Roy Nissany (ISR)	Formel ADAC	6	22:16.577	8 Runden	73.612	1:55.101 142.466	2
	24		Motopark Artem Markelov (RUS)	Formel ADAC	3	9:52.210	11 Runden	83.069	2:01.315 135.169	1

Schnellste Runde: 11 Vier Hubertus-Carlos 1:43.631 =158.235 km/h

Vorbehaltlich der technischen Überprüfung

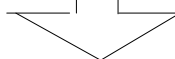
Aushangzeit: 17.09.2011

- Rennleiter:

- Zeitnahme:

Startaufstellung Rennen 1 ADAC Formel, am 17.09.2011, um 16:35 h

22 Sheban Siddiqi Formel ADAC	1:45.564	10	13 Toni Koitsch Formel ADAC	1:44.425
6 Christina Nielsen Formel ADAC	1:44.291	9	20 Jeffrey Schmidt Formel ADAC	1:44.189
16 Peter Hovenaars Formel ADAC	1:44.151	8	5 André Rudersdorf Formel ADAC	1:43.499
27 Nick Cassidy Formel ADAC	1:43.470	7	32 Thomas Jäger Formel ADAC	1:43.329
14 Roy Nissany Formel ADAC	1:42.837	6	23 Kean Kristensen Formel ADAC	1:42.806
24 Artem Markelov Formel ADAC	1:42.712	5	11 Hubertus-Carlos Vier Formel ADAC	1:42.549
19 Lucas Wolf Formel ADAC	1:42.440	4	9 Gustav Malja Formel ADAC	1:42.322
25 Emil Bernstorff Formel ADAC	1:42.246	3	7 Maximilian Buhk Formel ADAC	1:42.227
18 Luca Stolz Formel ADAC	1:42.141	2	12 Jason Kremer Formel ADAC	1:42.114
2 Sven Müller Formel ADAC	1:41.693	1	17 Pascal Wehrlein Formel ADAC	1:41.501



vorbehaltlich der technischen Überprüfung!

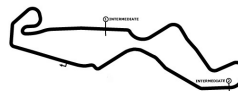
ADAC Masters Weekend Assen

16. - 18. September 2011

TT Circuit Assen, Länge 4555 m

ADAC Formel

Rennen 1



ADAC Hansa e.V.



-Reg. Nr.:0309.09.00x

2 Sven Müller , Formel ADAC / GER

Theoretische Bestzeit: 1:48.38

Lap	Time	S1	S2	S3	Vmax	Lap	Time	S1	S2	S3	Vmax
1	1:58.980	49.028	186	43.655	26.297	8	1:52.403	43.553	184	43.533	25.317
2	1:51.646	43.227	186	43.045	25.374	9	1:53.839	43.610	183	44.656	25.573
3	1:50.995	42.334	187	43.619	25.042	10	1:54.074	45.394	183	43.438	25.242
4	1:49.361	42.018	187	42.352	24.991	11	1:51.162	43.658	184	42.435	25.069
5	1:50.551	42.898	187	42.836	24.817	12	1:51.085	43.283	185	42.420	25.382
6	1:49.331	42.211	186	42.129	24.991	13	1:50.175	43.428	187	41.551	25.196
7	1:50.243	42.754	188	42.420	25.069	14	1:51.101	43.220	186	42.439	25.442

5 André Rudersdorf , Formel ADAC / GER

Theoretische Bestzeit: 1:46.80

Lap	Time	S1	S2	S3	Vmax	Lap	Time	S1	S2	S3	Vmax
1	2:10.595	55.659	190	48.032	26.904	8	1:47.969	41.508	186	41.822	24.639
2	1:55.048	44.175	190	44.957	25.916	9	1:53.518	42.636	186	45.257	25.625
3	1:56.607	43.555	186	46.444	26.608	10	1:52.426	44.236	186	43.398	24.792
4	1:51.955	43.107	191	43.469	25.379	11	1:48.596	42.218	186	41.731	24.647
5	1:48.222	42.261	188	41.355	24.606	12	1:48.847	42.511	187	41.722	24.614
6	1:48.472	41.570	187	42.107	24.795	13	1:47.828	41.967	187	41.350	24.511
7	1:47.708	41.588	188	41.812	24.308	14	1:47.906	42.140	188	40.992	24.774

6 Christina Nielsen , Formel ADAC / DEN

Theoretische Bestzeit: 1:46.52

Lap	Time	S1	S2	S3	Vmax	Lap	Time	S1	S2	S3	Vmax
1	2:09.907	55.137	183	47.747	27.023	8	1:49.436	41.846	184	42.404	25.186
2	1:55.100	43.840	189	45.495	25.765	9	1:52.986	42.385	183	44.896	25.705
3	1:55.278	43.836	171	46.174	25.268	10	1:52.262	44.841	183	42.873	24.548
4	1:50.245	42.264	187	42.918	25.063	11	1:48.216	42.545	184	41.161	24.510
5	1:48.695	41.898	188	42.165	24.632	12	1:47.946	41.885	186	41.554	24.507
6	1:49.419	42.031	186	42.866	24.522	13	1:46.919	41.391	187	40.649	24.879
7	1:47.918	42.008	185	41.423	24.487	14	1:49.656	42.951	186	42.177	24.528

7 Maximilian Buhk , Formel ADAC / GER

Theoretische Bestzeit: 1:51.66

Lap	Time	S1	S2	S3	Vmax	Lap	Time	S1	S2	S3	Vmax
1	2:01.791	50.268	188	45.335	26.188	8	1:54.322	44.270	185	44.285	25.767
2	1:54.242	43.889	189	44.743	25.610	9	1:56.616	44.757	183	45.456	26.403
3	1:52.701	43.185	188	43.850	25.666	10	1:56.659	46.113	184	44.922	25.624
4	1:53.724	44.145	190	44.256	25.323	11	1:55.392	44.642	184	44.455	26.295
5	1:54.519	44.568	187	44.401	25.550	12	1:54.094	44.697	185	43.713	25.684
6	1:55.085	44.190	185	45.273	25.622	13	1:52.569	43.994	185	43.154	25.421
7	1:53.645	44.022	184	44.169	25.454	14	1:52.906	43.915	186	43.460	25.531

9 Gustav Malja , Formel ADAC / SWE

Theoretische Bestzeit: 1:43.73

Lap	Time	S1	S2	S3	Vmax	Lap	Time	S1	S2	S3	Vmax
1	2:03.703	51.259	192	46.528	25.916	8	1:47.296	41.196	188	41.433	24.667
2	1:52.451	42.514	193	44.558	25.379	9	1:50.747	41.297	187	43.390	26.060
3	1:52.361	43.199	193	44.313	24.849	10	1:52.411	44.252	185	43.515	24.644
4	1:49.011	41.259	191	43.317	24.435	11	1:52.811	46.752	189	41.899	24.160
5	1:47.325	41.175	190	41.793	24.357	12	1:44.661	40.872	188	39.795	23.994
6	1:46.406	40.725	189	40.834	24.847	13	1:43.916	40.731	188	39.349	23.836
7	1:47.098	42.088	187	40.917	24.093	14	1:44.808	40.553	191	39.825	24.430

11 Hubertus-Carlos Vier , Formel ADAC / GER

Theoretische Bestzeit: 1:43.56

Lap	Time	S1	S2	S3	Vmax	Lap	Time	S1	S2	S3	Vmax
1	2:07.135	52.722	185	47.411	27.002	8	1:49.910	43.111	187	42.416	24.383
2	1:52.435	43.158	188	43.981	25.296	9	1:51.046	41.347	186	44.237	25.462
3	1:50.683	42.227	190	43.389	25.076	10	1:52.076	44.971	185	42.560	24.545
4	1:52.391	42.755	187	44.255	25.381	11	1:47.817	42.098	189	41.024	24.695
5	1:47.207	41.488	188	41.347	24.372	12	1:44.772	40.913	188	39.884	23.975
6	1:46.700	40.895	189	41.669	24.136	13	1:43.631	40.619	190	39.168	23.844
7	1:45.032	40.655	189	40.314	24.063	14	1:44.441	40.551	191	39.624	24.266

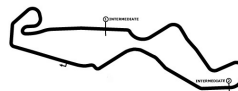
ADAC Masters Weekend Assen

16. - 18. September 2011

TT Circuit Assen, Länge 4555 m

ADAC Formel

Rennen 1



ADAC Hansa e.V.



-Reg. Nr.:0309.09.00x

12 Jason Kremer , Formel ADAC / GER

Theoretische Bestzeit: 1:48.68

Lap	Time	S1	S2	S3	Vmax	Lap	Time	S1	S2	S3	Vmax
1	2:00.854	49.635	188	44.374	26.845	8	1:51.156	42.608	185	43.298	25.250
2	1:53.541	43.527	189	44.186	25.828	9	1:53.596	42.980	185	44.769	25.847
3	1:51.531	43.609	182	42.937	24.985	10	1:52.926	44.748	185	43.371	24.807
4	1:50.479	42.515	190	43.144	24.820	11	1:50.589	44.157	187	41.735	24.697
5	1:49.988	42.336	187	42.932	24.720	12	1:48.857	42.506	187	41.679	24.672
6	1:51.281	42.350	187	43.978	24.953	13	1:49.467	42.716	190	41.681	25.070
7	1:49.840	42.694	187	42.184	24.962	14	1:51.180	43.580	189	42.480	25.120

13 Toni Koitsch , Formel ADAC / GER

Theoretische Bestzeit: 1:47.08

Lap	Time	S1	S2	S3	Vmax	Lap	Time	S1	S2	S3	Vmax
1	2:10.009	55.408	185	47.686	26.915	8	1:48.758	42.011	182	41.691	25.056
2	1:55.283	44.252	187	45.218	25.813	9	1:51.421	42.233	181	43.729	25.459
3	1:52.201	43.088	186	43.140	25.973	10	1:51.982	44.571	182	42.581	24.830
4	1:51.097	42.464	188	43.584	25.049	11	1:49.117	43.039	182	41.265	24.813
5	1:48.703	42.238	185	41.511	24.954	12	1:49.311	41.899	185	41.947	25.465
6	1:48.519	41.967	184	41.738	24.814	13	1:47.415	42.094	183	40.553	24.768
7	1:47.395	41.765	183	40.776	24.854	14	1:47.322	41.768	183	40.657	24.897

14 Roy Nissany , Formel ADAC / ISR

Theoretische Bestzeit: 1:55.10

Lap	Time	S1	S2	S3	Vmax	Lap	Time	S1	S2	S3	Vmax
1	2:09.348	53.791	189	47.402	28.155	4	4:33.939	3:21.597	163	45.147	
2	1:55.101	43.205	191	44.329	27.567	5	5:20.219	3:59.949	155	50.628	
3	1:57.572	44.255	163	46.358		6	6:20.398	5:07.444	158	45.356	

16 Peter Hovenaars , Formel ADAC / NED

Theoretische Bestzeit: 1:49.39

Lap	Time	S1	S2	S3	Vmax	Lap	Time	S1	S2	S3	Vmax
1	2:08.907	54.822	190	46.931	27.154	8	1:51.881	42.854	184	43.386	25.641
2	1:52.474	42.994	188	43.601	25.879	9	1:53.538	43.311	185	44.658	25.569
3	1:50.193	42.912	188	42.369	24.912	10	1:52.891	44.612	185	42.868	25.411
4	1:53.591	42.568	190	44.335		11	1:53.625	43.173	188	44.471	25.981
5	2:10.595	1:03.419	188	42.089	25.087	12	1:53.199	45.125	188	42.617	25.457
6	1:50.050	42.396	186	42.576	25.078	13	1:52.192	43.790	186	42.886	25.516
7	1:50.871	42.991	185	42.407	25.473	14	1:52.707	43.143	185	43.263	26.301

17 Pascal Wehrlein , Formel ADAC / GER

Theoretische Bestzeit: 1:48.08

Lap	Time	S1	S2	S3	Vmax	Lap	Time	S1	S2	S3	Vmax
1	1:56.822	48.104	186	43.242	25.476	8	1:49.850	42.300	187	42.479	25.071
2	1:50.394	42.466	187	43.071	24.857	9	1:52.222	42.808	188	43.880	25.534
3	1:50.699	42.142	188	43.243	25.314	10	1:53.191	44.528	187	43.247	25.416
4	1:50.364	42.056	189	43.118	25.190	11	1:52.222	44.124	188	42.741	25.357
5	1:48.680	41.993	188	41.936	24.751	12	1:49.156	42.111	190	42.184	24.861
6	1:49.414	42.406	190	41.838	25.170	13	1:48.362	42.265	188	41.337	24.760
7	1:49.246	42.496	188	41.928	24.822	14	1:49.237	42.233	188	41.935	25.069

18 Luca Stolz , Formel ADAC / GER

Theoretische Bestzeit: 1:48.73

Lap	Time	S1	S2	S3	Vmax	Lap	Time	S1	S2	S3	Vmax
1	2:05.803	52.851	183	46.220	26.732	8	1:52.460	43.092	183	43.919	25.449
2	1:51.230	42.399	192	43.378	25.453	9	1:53.041	43.569	182	44.330	25.142
3	1:51.946	42.917	188	44.072	24.957	10	1:52.595	44.371	185	43.081	25.143
4	1:55.299	44.023	187	44.667		11	1:53.147	43.944	185	43.786	25.417
5	2:10.217	1:03.221	185	41.911	25.085	12	1:49.469	43.015	183	41.713	24.741
6	1:49.401	42.483	184	41.977	24.941	13	1:49.194	42.649	183	41.598	24.947
7	1:49.933	42.829	184	42.068	25.036	14	1:50.844	42.885	184	41.732	26.227

19 Lucas Wolf , Formel ADAC / GER

Theoretische Bestzeit: 1:44.57

Lap	Time	S1	S2	S3	Vmax	Lap	Time	S1	S2	S3	Vmax
1	2:01.951	50.568	188	45.526	25.857	8	1:46.258	41.237	183	40.743	24.278
2	1:52.538	43.233	187	43.923	25.382	9	1:50.158	41.199	184	42.927	26.032
3	1:50.334	42.902	185	42.814	24.618	10	1:51.737	44.193	183	42.952	24.592
4	1:47.840	42.034	188	41.417	24.389	11	1:47.499	42.285	183	41.012	24.202

ADAC Masters Weekend Assen

16. - 18. September 2011

TT Circuit Assen, Länge 4555 m

ADAC Formel Rennen 1



ADAC Hansa e.V.



-Reg. Nr.:0309.09.00x

Lap	Time	S1	S2	S3	Vmax	Lap	Time	S1	S2	S3	Vmax
5	1:46.921	41.303	191	41.461	24.157	12	1:45.780	41.309	184	40.397	24.074
6	1:46.277	40.977	187	40.923	24.377	13	1:45.136	41.275	183	39.721	24.140
7	1:45.758	40.775	185	40.694	24.289	14	1:46.187	41.057	184	40.168	24.962

20 Jeffrey Schmidt , Formel ADAC / SUI

Theoretische Bestzeit: 1:51.11

Lap	Time	S1	S2	S3	Vmax	Lap	Time	S1	S2	S3	Vmax
1	2:09.763	54.706	189	47.213	27.844	8	1:54.278	43.239	183	44.594	26.445
2	1:54.755	43.458	190	44.608	26.689	9	1:55.255	43.374	184	45.645	26.236
3	1:52.612	42.857	188	44.019	25.736	10	1:55.206	44.882	183	43.806	26.518
4	1:52.354	42.398	188	44.565		11	1:51.886	43.144	186	43.020	25.722
5	2:13.705	1:04.403	187	43.460	25.842	12	1:52.988	43.420	186	43.110	26.458
6	1:51.409	42.377	186	43.303	25.729	13	1:52.094	42.928	185	43.356	25.810
7	1:52.535	43.172	185	43.229	26.134	14	1:52.870	43.018	186	43.682	26.170

22 Sheban Siddiqi , Formel ADAC / GBR

Theoretische Bestzeit: 1:48.40

Lap	Time	S1	S2	S3	Vmax	Lap	Time	S1	S2	S3	Vmax
1	2:12.116	55.961	187	48.042	28.113	8	1:52.864	42.688	186	43.838	26.338
2	1:54.980	44.208	186	44.799	25.973	9	1:56.904	43.821	184	46.712	26.371
3	1:55.075	42.263	190	46.028	26.784	10	1:55.882	45.122	185	45.017	25.743
4	1:52.861	42.855	189	44.064	25.942	11	1:53.642	43.534	186	44.237	25.871
5	1:49.672	41.969	189	41.984	25.719	12	1:49.710	42.795	187	42.126	24.789
6	1:50.972	42.372	188	42.745	25.855	13	1:49.088	42.246	187	41.644	25.198
7	1:50.346	42.563	188	42.181	25.602	14	1:56.221	46.919	187	43.496	25.806

23 Kean Kristensen , Formel ADAC / DEN

Theoretische Bestzeit: 1:44.67

Lap	Time	S1	S2	S3	Vmax	Lap	Time	S1	S2	S3	Vmax
1	2:04.887	52.434	186	45.561	26.892	8	1:50.709	41.575	184	43.816	25.318
2	1:51.428	42.674	188	43.460	25.294	9	1:50.726	42.620	183	43.795	24.311
3	1:52.523	43.565	189	43.983	24.975	10	1:49.891	43.978	184	41.260	24.653
4	1:50.331	43.601	187	42.061	24.669	11	1:45.728	41.778	185	39.880	24.070
5	1:50.172	42.081	187	42.385		12	1:45.325	41.230	187	39.435	24.660
6	2:42.753	1:34.341	179	43.548	24.864	13	1:45.275	41.403	186	39.752	24.120
7	1:47.615	41.915	184	41.332	24.368	14	1:47.093	41.167	188	39.977	25.949

24 Artem Markelov , Formel ADAC / RUS

Theoretische Bestzeit: 1:53.03

Lap	Time	S1	S2	S3	Vmax	Lap	Time	S1	S2	S3	Vmax
1	2:01.315	50.621	190	44.653	26.041	3	1:56.375	46.070	149	44.629	
2	5:54.520	42.367	188	4:35.068	37.085						

25 Emil Bernstorff , Formel ADAC / GBR

Theoretische Bestzeit: 1:44.20

Lap	Time	S1	S2	S3	Vmax	Lap	Time	S1	S2	S3	Vmax
1	2:02.360	50.911	192	45.549	25.900	8	1:45.499	40.828	186	40.377	24.294
2	1:52.915	43.457	194	44.386	25.072	9	1:48.999	40.904	187	42.445	25.650
3	1:49.789	42.663	189	42.580	24.546	10	1:50.810	43.480	186	42.889	24.441
4	1:46.563	41.257	190	41.095	24.211	11	1:47.187	42.492	187	40.577	24.118
5	1:45.783	41.095	189	40.620	24.068	12	1:45.112	41.108	188	39.948	24.056
6	1:45.168	41.075	188	40.020	24.073	13	1:44.892	40.981	188	39.750	24.161
7	1:44.204	40.572	188	39.654	23.978	14	1:45.713	40.728	188	40.036	24.949

27 Nick Cassidy , Formel ADAC / NZL

Theoretische Bestzeit: 1:50.71

Lap	Time	S1	S2	S3	Vmax	Lap	Time	S1	S2	S3	Vmax
1	2:06.204	53.066	189	46.741	26.397	8	1:53.052	43.520	183	43.700	25.832
2	1:52.358	42.727	190	44.205	25.426	9	1:54.098	43.999	182	44.346	25.753
3	1:51.568	42.529	189	43.509	25.530	10	1:56.766	47.242	182	43.851	25.673
4	1:53.424	43.584	188	44.223	25.617	11	1:53.156	44.134	183	43.384	25.638
5	1:51.753	42.984	186	43.270	25.499	12	1:52.138	43.718	184	42.791	25.629
6	1:52.478	43.045	184	43.876	25.557	13	1:51.791	43.560	184	42.800	25.431
7	1:52.749	44.090	184	43.269	25.390	14	1:52.267	43.352	185	42.939	25.976

ADAC Masters Weekend Assen

16. - 18. September 2011

TT Circuit Assen, Länge 4555 m

ADAC Formel Rennen 1



-Reg. Nr.:0309.09.00x

32 Thomas Jäger , Formel ADAC / AUT

Theoretische Bestzeit: 1:44.68

Lap	Time	S1	S2	S3	Vmax	Lap	Time	S1	S2	S3	Vmax
1	2:05.323	52.705	186	45.677	26.941	8	1:47.439	41.702	186	41.141	24.596
2	1:52.518	42.762	189	44.864	24.892	9	1:50.340	41.218	187	43.268	25.854
3	1:52.096	42.292	190	44.245	25.559	10	1:50.815	44.374	186	42.268	24.173
4	1:49.492	42.722	190	42.270	24.500	11	1:47.853	42.807	186	40.636	24.410
5	1:48.865	41.832	188	42.425	24.608	12	1:46.083	41.492	187	40.182	24.409
6	1:47.272	41.093	190	41.790	24.389	13	1:45.226	41.315	187	39.620	24.291
7	1:45.631	40.896	188	39.940	24.795	14	1:45.741	41.237	187	39.974	24.530

ADAC Masters Weekend Assen

ADAC Formel

Rennen 1

POS	1	2	3	4	5	6	7	8	9	10	11	12	13	14	15	16	17	18	19	20
LAP 1	17	2	12	24	7	19	25	9	23	32	18	27	11	16	14	20	6	13	5	22
LAP 2	17	2	12	19	25	7	9	23	18	32	27	11	16	14	20	6	13	5	22	24
LAP 3	17	2	19	25	12	9	7	23	18	32	27	11	16	20	13	6	14	22	5	24
LAP 4	17	2	25	19	12	9	23	32	7	11	27	18	16	13	20	6	5	22	14	
LAP 5	17	25	19	2	9	12	32	23	11	27	7	13	6	5	22	18	16	20	14	
LAP 6	25	19	17	2	9	32	11	12	13	27	6	5	7	22	18	16	20	23	14	
LAP 7	25	19	17	9	2	32	11	12	13	6	5	27	7	22	18	16	20	23		
LAP 8	25	19	17	9	32	11	2	12	13	6	5	27	22	7	18	16	20	23		
LAP 9	25	19	9	17	32	11	2	12	13	6	5	27	22	7	18	16	20	23		
LAP 10	25	19	9	32	17	11	2	12	13	6	5	27	22	18	7	16	23	20		
LAP 11	25	19	32	9	11	17	2	13	12	6	5	27	18	22	16	7	23	20		
LAP 12	25	19	32	9	11	17	2	13	12	6	5	27	18	22	16	23	7	20		
LAP 13	25	19	32	9	11	17	13	2	12	6	5	27	18	22	23	16	7	20		
LAP 14	25	19	32	9	11	17	13	6	2	12	5	27	23	18	22	16	7	20		