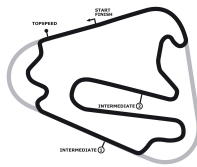


ADAC Masters Weekend Lausitzring

02. - 04. September 2011

EuroSpeedway Lausitz, Länge 4534 m

ADAC Formel Masters



Sektoren Rennen 3

DMSB -Reg.No.: 250/2011
Deutscher Motor Sport Bund e.V.

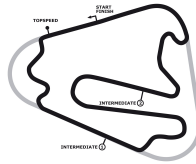
Runde	Rundenzeit	Sektor 1 Zeit	Sektor 2 Zeit	Sektor 3 Zeit
1	Mario Farnbacher , Formel ADAC / GER			
1	2:00.007	39.477	42.914	37.616
2	1:52.239	32.736	42.417	37.086
3	1:51.121	32.066	42.205	36.850
4	1:50.163	31.764	41.749	36.650
5	1:50.633	31.896	41.854	36.883
6	1:50.428	31.788	41.810	36.830
7	1:50.435	31.761	41.787	36.887
8	1:50.008	31.706	41.764	36.538
9	1:49.766	31.659	41.740	36.367
10	1:49.708	31.636	41.543	36.529
11	1:50.080	31.707	41.665	36.708
12	1:49.638	31.763	41.468	36.407
13	1:49.454	31.587	41.501	36.366
14	1:49.638	31.639	41.482	36.517
2	Sven Müller , Formel ADAC / GER			
1	2:03.722	40.774	44.862	38.086
2	1:52.579	32.475	42.888	37.216
3	1:52.975	32.388	43.011	37.576
4	1:51.939	31.947	42.962	37.030
5	1:51.456	31.904	42.508	37.044
6	1:51.389	31.841	42.264	37.284
7	1:51.193	31.908	42.369	36.916
8	1:51.474	31.999	42.336	37.139
9	1:50.387	31.716	42.283	
10	2:12.104	52.857	42.295	36.952
11	1:51.158	32.000	42.239	36.919
12	1:50.668	31.763	42.049	36.856
13	1:51.072	31.611	42.117	37.344
14	1:51.394	31.693	42.129	37.572
5	André Rudersdorf , Formel ADAC / GER			
1	2:06.859	44.821	44.777	37.261
2	1:53.273	32.768	43.130	37.375
3	1:53.221	32.942	42.974	37.305
4	1:52.529	32.496	42.810	37.223
5	1:52.151	32.128	42.855	37.168
6	1:52.110	32.453	42.453	37.204
7	1:51.505	31.925	42.293	37.287

ADAC Masters Weekend Lausitzring

02. - 04. September 2011

EuroSpeedway Lausitz, Länge 4534 m

ADAC Formel Masters



Sektoren Rennen 3

DMSB -Reg.No.: 250/2011
Deutscher Motor Sport Bund e.V.

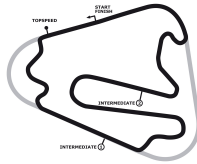
Runde	Rundenzeit	Sektor 1 Zeit	Sektor 2 Zeit	Sektor 3 Zeit
8	1:52.152	32.173	42.444	37.535
9	1:50.986	32.002	42.029	36.955
10	1:51.755	31.975	42.789	36.991
11	1:53.090	32.811	42.815	37.464
12	1:51.067	32.278	41.835	36.954
13	1:50.409	31.887	41.580	36.942
14	1:50.608	31.829	41.777	37.002
6	Christina Nielsen , Formel ADAC / DEN			
1	2:05.403	43.892	43.179	38.332
2	1:54.028	33.219	43.036	37.773
3	1:53.383	33.110	42.931	37.342
4	1:51.984	32.360	42.422	37.202
5	1:52.466	32.706	42.391	37.369
6	2:16.143	55.478	43.397	37.268
7	1:52.240	32.883	42.303	37.054
8	1:51.996	32.830	42.315	36.851
9	1:51.309	32.511	41.868	36.930
10	1:51.638	32.101	42.673	36.864
11	1:50.801	32.056	41.892	36.853
12	1:50.557	31.936	41.717	36.904
13	1:50.461	31.905	41.773	36.783
14	1:52.176	32.476	42.482	37.218
7	Maximilian Buhk , Formel ADAC / GER			
1	2:01.128	40.652	43.115	37.361
2	1:52.439	32.602	42.571	37.266
3	1:51.713	32.086	42.326	37.301
4	1:51.425	32.191	42.362	36.872
5	1:50.694	31.961	41.905	36.828
6	1:50.359	31.649	41.917	36.793
7	1:51.855	31.686	42.131	38.038
8	1:50.378	31.597	41.939	36.842
9	1:50.251	31.745	41.817	36.689
10	1:50.406	31.751	41.850	36.805
11	1:50.944	32.600	41.738	36.606
12	1:49.788	31.418	41.677	36.693
13	1:50.688	31.478	42.313	36.897
14	1:50.452	32.111	41.678	36.663

ADAC Masters Weekend Lausitzring

02. - 04. September 2011

EuroSpeedway Lausitz, Länge 4534 m

ADAC Formel Masters



Sektoren Rennen 3

DMSB -Reg.No.: 250/2011
Deutscher Motor Sport Bund e.V.

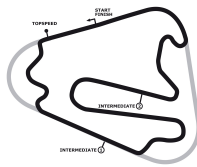
Runde	Rundenzeit	Sektor 1 Zeit	Sektor 2 Zeit	Sektor 3 Zeit
9	Gustav Malja , Formel ADAC / SWE			
1	2:03.951	43.180	42.867	37.904
2	1:52.734	32.693	42.669	37.372
3	1:53.172	32.511	42.582	38.079
4	1:51.836	32.386	42.359	37.091
5	1:51.334	32.123	41.997	37.214
6	1:51.340	31.942	42.090	37.308
7	1:51.306	32.137	41.992	37.177
8	1:51.373	32.063	41.929	37.381
9	1:50.514	31.979	41.815	36.720
10	1:50.474	31.892	41.895	36.687
11	1:50.675	31.948	41.752	36.975
12	1:50.234	31.825	41.750	36.659
13	1:50.499	31.807	42.014	36.678
14	1:51.366	32.037	42.018	37.311
11	Hubertus-Carlos Vier , Formel ADAC / GER			
1	2:02.800	41.868	43.206	37.726
2	1:53.202	33.121	42.873	37.208
3	1:52.321	32.312	42.453	37.556
4	1:51.006	31.815	42.250	36.941
5	1:50.827	31.927	41.986	36.914
6	1:50.830	31.916	42.067	36.847
7	1:50.960	31.934	41.999	37.027
8	1:50.469	31.961	41.767	36.741
9	1:50.734	31.887	41.991	36.856
10	1:50.684	31.796	42.026	36.862
11	1:50.531	31.887	41.815	36.829
12	1:50.699	31.997	41.876	36.826
13	1:50.354	31.675	41.895	36.784
14	1:51.424	31.916	42.097	37.411
12	Jason Kremer , Formel ADAC / GER			
1	2:11.819	40.940	51.034	39.845
2	1:52.934	32.753	42.770	37.411
3	1:51.565	32.327	42.385	36.853
4	1:51.220	32.081	42.202	36.937
5	1:51.108	32.136	42.086	36.886
6	1:53.294	33.487	42.325	37.482
7	1:50.707	32.054	41.891	36.762

ADAC Masters Weekend Lausitzring

02. - 04. September 2011

EuroSpeedway Lausitz, Länge 4534 m

ADAC Formel Masters



Sektoren Rennen 3

DMSB -Reg.No.: 250/2011
Deutscher Motor Sport Bund e.V.

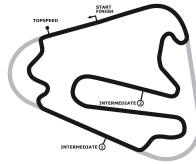
Runde	Rundenzeit	Sektor 1 Zeit	Sektor 2 Zeit	Sektor 3 Zeit
8	1:50.736	31.735	42.010	36.991
9	1:50.415	31.869	41.822	36.724
10	1:51.903	32.702	42.129	37.072
11	1:50.774	32.339	41.738	36.697
12	1:50.003	31.809	41.600	36.594
13	1:50.247	31.746	41.723	36.778
14	1:50.939	32.172	41.709	37.058
13	Toni Koitsch , Formel ADAC / GER			
1	2:08.017	45.371	44.645	38.001
2	1:53.712	32.902	43.146	37.664
3	1:53.503	32.743	43.130	37.630
4	2:02.837	32.476	51.355	39.006
5	1:54.796	33.154	43.581	38.061
6	1:53.650	32.633	43.175	37.842
7	1:53.743	32.771	43.203	37.769
8	1:54.146	32.896	43.550	37.700
9	1:53.809	32.815	43.369	37.625
10	1:54.032	32.711	43.843	37.478
11	1:53.488	32.815	43.173	37.500
12	1:54.044	33.018	43.459	37.567
13	1:53.473	32.854	43.123	37.496
14	1:53.307	32.801	43.039	37.467
14	Roy Nissany , Formel ADAC / ISR			
1	2:05.724	44.938	43.317	37.469
2	1:53.770	33.591	42.796	37.383
3	1:52.475	32.753	42.536	37.186
4	1:51.939	32.259	42.267	37.413
5	1:52.716	33.011	42.603	37.102
6	1:51.760	32.347	42.177	37.236
7	1:51.060	32.028	41.844	37.188
8	1:51.165	31.985	41.977	37.203
9	1:52.008	32.182	42.654	37.172
10	1:51.057	31.889	42.004	37.164
11	1:50.982	32.068	41.891	37.023
12	1:50.801	32.055	41.908	36.838
13	1:50.624	32.055	41.825	36.744
14	1:50.839	32.001	41.944	36.894

ADAC Masters Weekend Lausitzring

02. - 04. September 2011

EuroSpeedway Lausitz, Länge 4534 m

ADAC Formel Masters



Sektoren Rennen 3

DMSB -Reg.No.: 250/2011
Deutscher Motor Sport Bund e.V.

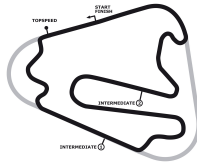
Runde	Rundenzeit	Sektor 1 Zeit	Sektor 2 Zeit	Sektor 3 Zeit
15	Mark Kiralykuti , Formel ADAC	/ HUN		
1	2:06.314	45.045	43.664	37.605
2	1:53.595	33.070	42.878	37.647
3	1:53.051	32.890	42.762	37.399
4	1:52.421	32.824	42.605	36.992
5	1:52.074	32.527	42.329	37.218
6	1:52.077	32.925	42.056	37.096
7	1:51.304	32.335	42.027	36.942
8	1:50.739	32.205	41.855	36.679
9	1:51.604	32.175	41.989	37.440
10	1:53.513	33.184	42.549	37.780
11	1:52.993	32.859	42.740	37.394
12	1:51.300	32.720	41.856	36.724
13	1:53.454	32.464	42.080	
14	2:14.197	55.172	42.155	36.870
16	Peter Hoevenaars , Formel ADAC	/ NED		
1	2:02.905	42.330	43.115	37.460
2	1:52.659	32.739	42.707	37.213
3	1:51.614	32.234	42.735	
4	2:13.183	53.821	42.444	36.918
5	1:51.703	32.277	42.429	36.997
6	1:51.416	32.109	42.334	36.973
7	1:51.425	32.264	42.262	36.899
8	1:51.067	32.151	42.214	36.702
9	1:51.669	32.294	42.376	36.999
10	1:54.244	33.656	43.656	36.932
11	1:51.608	32.260	42.487	36.861
12	1:51.475	32.232	42.443	36.800
13	1:51.370	32.146	42.405	36.819
14	1:52.292	32.273	42.616	37.403
17	Pascal Wehrlein , Formel ADAC	/ GER		
1	2:00.121	39.884	42.809	37.428
2	1:52.969	33.125	42.546	37.298
3	1:51.659	32.212	42.279	37.168
4	1:51.231	32.427	42.130	36.674
5	1:50.765	31.963	42.050	36.752
6	1:50.478	31.800	41.882	36.796
7	1:51.351	31.952	42.233	37.166

ADAC Masters Weekend Lausitzring

02. - 04. September 2011

EuroSpeedway Lausitz, Länge 4534 m

ADAC Formel Masters



Sektoren Rennen 3

DMSB -Reg.No.: 250/2011
Deutscher Motor Sport Bund e.V.

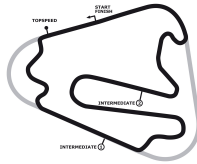
Runde	Rundenzeit	Sektor 1 Zeit	Sektor 2 Zeit	Sektor 3 Zeit
8	1:50.563	31.991	41.865	36.707
9	1:50.457	31.961	41.870	36.626
10	1:50.338	31.908	41.844	36.586
11	1:50.580	31.934	41.811	36.835
12	1:50.360	32.052	41.678	36.630
13	1:50.452	31.861	42.051	36.540
14	1:50.507	31.820	41.695	36.992
18	Luca Stolz , Formel ADAC / GER			
1	2:02.201	41.535	43.162	37.504
2	1:52.666	32.732	42.604	37.330
3	1:52.424	32.686	42.664	37.074
4	1:51.284	32.247	42.056	36.981
5	1:50.997	32.137	41.929	36.931
6	1:50.888	31.911	42.012	36.965
7	1:50.780	31.967	41.871	36.942
8	1:50.716	32.074	41.849	36.793
9	1:50.344	31.886	41.710	36.748
10	1:50.513	31.824	41.911	36.778
11	1:50.794	32.187	41.856	36.751
12	1:50.274	31.870	41.731	36.673
13	1:50.166	31.663	41.629	36.874
14	1:50.323	31.979	41.513	36.831
19	Lucas Wolf , Formel ADAC / GER			
1	2:01.600	41.343	42.832	37.425
2	1:52.602	32.485	42.741	37.376
3	1:51.512	32.371	42.123	37.018
4	1:51.948	32.407	42.622	36.919
5	1:50.843	31.929	41.973	36.941
6	1:50.504	31.839	41.962	36.703
7	1:51.131	31.856	41.793	37.482
8	1:51.092	32.334	41.946	36.812
9	1:50.590	32.056	41.773	36.761
10	1:50.643	31.779	42.015	36.849
11	1:50.497	31.912	41.746	36.839
12	1:50.348	31.814	41.646	36.888
20	Jeffrey Schmidt , Formel ADAC / SUI			
1	2:05.433	44.226	43.531	37.676
2	1:53.343	33.066	43.026	37.251

ADAC Masters Weekend Lausitzring

02. - 04. September 2011

EuroSpeedway Lausitz, Länge 4534 m

ADAC Formel Masters



Sektoren Rennen 3

DMSB -Reg.No.: 250/2011
Deutscher Motor Sport Bund e.V.

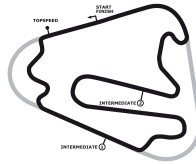
Runde	Rundenzeit	Sektor 1 Zeit	Sektor 2 Zeit	Sektor 3 Zeit
3	1:53.514	33.204	43.077	37.233
4	1:52.080	32.268	42.464	37.348
5	1:52.978	32.878	42.737	37.363
6	1:51.946	32.651	42.342	36.953
7	1:51.235	32.272	42.021	36.942
8	1:50.344	31.873	41.986	36.485
9	1:52.154	32.241	42.432	37.481
10	1:50.920	32.464	41.951	36.505
11	1:51.176	32.184	41.922	37.070
12	1:50.572	32.030	41.769	36.773
13	1:50.746	32.031	41.895	36.820
14	1:50.527	32.100	41.778	36.649
21	Marc Coleselli , Formel ADAC / AUT			
1	2:04.428	42.727	43.297	38.404
2	1:53.407	32.752	42.857	37.798
3	1:52.111	32.087	42.697	37.327
4	1:53.137	32.538	43.022	37.577
5	1:52.745	33.034	42.791	36.920
6	1:51.715	32.149	42.591	36.975
7	1:51.362	32.005	42.462	36.895
8	1:51.457	31.982	42.359	37.116
9	1:52.574	32.218	42.778	37.578
10	1:52.653	33.041	42.551	37.061
11	1:51.994	32.758	42.399	36.837
12	1:51.056	31.931	42.212	36.913
13	1:50.982	31.871	42.263	36.848
14	1:51.183	31.948	42.259	36.976
22	Sheban Siddiqi , Formel ADAC / GBR			
1	2:04.531	43.529	43.200	37.802
2	1:53.557	32.993	42.758	37.806
3	1:52.940	33.136	42.339	37.465
4	1:52.465	32.787	42.481	37.197
5	1:52.927	33.203	42.577	37.147
6	5:00.261	32.282	42.113	
23	Kean Kristensen , Formel ADAC / DEN			
1	1:59.775	39.243	42.920	37.612
2	1:52.125	32.501	42.451	37.173
3	1:52.950	32.205	42.907	37.838

ADAC Masters Weekend Lausitzring

02. - 04. September 2011

EuroSpeedway Lausitz, Länge 4534 m

ADAC Formel Masters



Sektoren Rennen 3

DMSB -Reg.No.: 250/2011
Deutscher Motor Sport Bund e.V.

Runde	Rundenzeit	Sektor 1 Zeit	Sektor 2 Zeit	Sektor 3 Zeit
4	1:52.028	32.531	42.847	36.650
5	1:50.796	32.244	41.780	36.772
6	1:50.472	31.798	41.877	36.797
7	1:51.920	31.730	42.050	38.140
8	1:50.271	32.127	41.459	36.685
9	1:50.116	31.844	41.705	36.567
10	1:50.291	31.908	41.812	36.571
11	1:51.392	33.168	41.611	36.613
12	1:50.060	31.700	41.707	36.653
13	1:49.913	31.571	41.667	36.675
14	1:50.197	31.775	41.369	37.053
24	Artem Markelov , Formel ADAC / RUS			
1	2:00.230	40.138	42.649	37.443
2	1:52.596	33.140	42.633	36.823
3	1:50.930	31.988	42.424	36.518
4	1:50.105	31.792	41.772	36.541
5	1:50.576	31.938	41.961	36.677
6	1:50.405	31.827	41.874	36.704
7	1:50.645	31.970	41.745	36.930
8	1:50.101	31.892	41.734	36.475
9	1:49.903	31.657	41.718	36.528
10	1:49.636	31.632	41.493	36.511
11	1:49.974	31.791	41.676	36.507
12	1:49.561	31.546	41.713	36.302
13	1:49.490	31.517	41.656	36.317
14	1:49.491	31.520	41.515	36.456
25	Emil Bernstorff , Formel ADAC / GBR			
1	2:04.877	44.549	42.869	37.459
2	1:53.407	33.062	42.506	37.839
3	1:52.546	33.191	42.410	36.945
4	1:52.126	32.166	42.559	37.401
5	1:51.637	32.715	42.158	36.764
6	1:50.752	31.862	42.127	36.763
7	1:51.606	31.818	42.195	37.593
8	1:51.900	31.928	42.137	37.835
9	1:51.077	32.258	42.113	36.706

ADAC Masters Weekend Lausitzring

ADAC Formel Masters

Rennen 3

POS	1	2	3	4	5	6	7	8	9	10	11	12	13	14	15	16	17	18	19	20	21	22	
LAP 1	23	1	17	24	7	19	18	11	16	2	9	21	22	25	6	20	14	15	5	13	12		
LAP 2	23	1	24	17	7	19	18	16	11	2	9	21	22	25	20	6	14	15	5	13	12		
LAP 3	1	24	17	23	7	19	16	18	11	2	9	21	25	22	14	20	6	15	5	13	12		
LAP 4	1	24	17	7	23	19	18	11	2	9	25	21	22	14	20	6	15	5	12	13	16		
LAP 5	1	24	17	7	23	19	18	11	2	9	25	21	22	14	6	20	15	5	12	16	13		
LAP 6	1	24	17	7	23	19	18	11	2	9	25	21	14	20	15	5	12	16	13	6	22.		
LAP 7	1	24	17	7	23	19	18	11	2	9	25	21	14	20	15	5	12	16	13	6			
LAP 8	1	24	17	7	23	19	18	11	2	9	25	21	14	20	15	12	5	16	13	6			
LAP 9	1	24	17	7	23	19	18	11	2	9	25	14	21	20	15	12	5	16	13	6			
LAP 10	1	24	17	7	23	19	18	11	9	14	20	21	12	5	15	2	16	6	13				
LAP 11	1	24	17	7	23	19	18	11	9	14	20	12	21	5	15	2	16	6	13				
LAP 12	1	24	17	7	23	19	18	11	9	14	20	12	21	5	15	2	16	6	13				
LAP 13	1	24	17	7	23	18	11	9	14	20	12	21	5	15	2	16	6	13					
LAP 14	1	24	17	23	7	18	11	9	14	20	12	21	5	2	16	6	15	13					

Ergebnis Rennen 3

-- VORLÄUFIG --

(Wertungslauf: 18)

Gestartet : 21

Gewertet : 19

nicht gewertet : 2

Pl.	Nr.	Kl.	Bewerber / SPC Fahrer, Ort	Fahrzeug Sponsorcard	Rde.	Gesamtzeit	Rückstand Intervall	Schnitt Gesamt	Schnellste Schnitt	in Rd.
1	1		Motopark Mario Farnbacher (GER)	Formel ADAC	14	25:53.318		147.113	1:49.454 149.126	13
2	24		Motopark Artem Markelov (RUS)	Formel ADAC	14	25:53.643	00.325	147.082	1:49.490 149.077	13
3	17		ADAC Berlin-Brandenburg e.V. Pascal Wehrlein (GER)	Formel ADAC	14	26:01.831	08.513	146.311	1:50.338 147.931	10
4	23		Motopark Kean Kristensen (DEN)	Formel ADAC	14	26:02.306	08.988	146.267	1:49.913 148.503	13
5	18		URD Rennsport Luca Stolz (GER)	Formel ADAC	14	26:04.370	11.052	146.074	1:50.166 148.162	13
6	11		Neuhauser Racing Hubertus-Carlos Vier (GER)	Formel ADAC	14	26:06.841	13.523	145.844	1:50.354 147.909	13
7	9		Neuhauser Racing Gustav Malja (SWE)	Formel ADAC	14	26:10.808	17.490	145.475	1:50.234 148.070	12
8	5		Krafft Walzen André Rudersdorf (GER)	Formel ADAC ADAC Hessen-Thüringen e.V.	14	26:21.715	28.397	144.472	1:50.409 147.836	13
9	7		ma-con Maximilian Buhk (GER)	Formel ADAC	14	26:32.520	39.202	143.492	1:49.788 148.672	12
10	2		ma-con Sven Müller (GER)	Formel ADAC	14	26:33.510	40.192	143.403	1:50.668 147.490	12
11	16		ADAC Berlin-Brandenburg e.V. Peter Hoevenaars (NED)	Formel ADAC	14	26:38.630	45.312	142.943	1:51.067 146.960	8
12	6		Krafft Walzen Christina Nielsen (DEN)	Formel ADAC	14	26:44.585	51.267	142.413	1:50.461 147.766	13
13	14		Mücke Motorsport Roy Nissany (ISR)	Formel ADAC	14	26:46.920	53.602	142.206	1:50.624 147.548	13
14	20		HAITECH Racing Jeffrey Schmidt (SUI)	Formel ADAC	14	26:46.968	53.650	142.202	1:50.344 147.923	8
15	15		ADAC Berlin-Brandenburg e.V. Mark Kiralykuti (HUN)	Formel ADAC	14	26:48.636	55.318	142.054	1:50.739 147.395	8
16	12		Mücke Motorsport Jason Kremer (GER)	Formel ADAC	14	27:17.664	1:24.346	139.536	1:50.003 148.381	12
17	21		HAITECH Racing Marc Coleselli (AUT)	Formel ADAC	14	27:20.804	1:27.486	139.269	1:50.982 147.072	13
18	13		Formel ADAC Toni Koitsch (GER)	Formel ADAC	14	27:26.557	1:33.239	138.783	1:53.307 144.055	14
19	19		URD Rennsport Lucas Wolf (GER)	Formel ADAC	12	22:23.310	2 Runden	145.811	1:50.348 147.917	12
Nicht gewertet										
	25		Motopark Emil Bernstorff (GBR)	Formel ADAC	9	16:59.928	5 Runden	144.031	1:50.752 147.378	6
	22		Motopark Sheban Siddiqi (GBR)	Formel ADAC	6	14:36.681	8 Runden	111.710	1:52.465 145.133	4

Schnellste Runde: 1 Farnbacher Mario 1:49.454 =149.126 km/h

Car # 12, 21 - 60sec. Zeitstrafe und # 7, 13, 14, 20 - 30sec. Zeitstrafe - Erzielung beste Sektorzeit unter GELB

Vorbehaltlich der technischen Überprüfung

Aushangzeit: 04.09.2011

- Rennleiter:

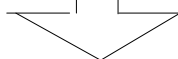
- Zeitnahme:

NEU !!

DMSB -Reg. Nr.:250/2011
Deutscher Motor Sport Bund e.V.

Startaufstellung Rennen 3 ADAC Formel Masters, am 04.09.2011, um 16:05 h

13 Toni Koitsch Formel ADAC	26:05.581	10	25 Emil Bernstorff Formel ADAC	27:26.295
15 Mark Kiralykuti Formel ADAC	26:38.387	9	20 Jeffrey Schmidt Formel ADAC	26:42.980
9 Gustav Malja Formel ADAC	26:12.411	8	6 Christina Nielsen Formel ADAC	26:12.649
22 Sheban Siddiqi Formel ADAC	26:10.467	7	21 Marc Coleselli Formel ADAC	26:11.693
14 Roy Nissany Formel ADAC	26:04.688	6	16 Peter Hovenaars Formel ADAC	26:07.852
11 Hubertus-Carlos Vier Formel ADAC	25:52.901	5	5 André Rudersdorf Formel ADAC	26:02.726
19 Lucas Wolf Formel ADAC	25:51.930	4	18 Luca Stolz Formel ADAC	25:52.292
7 Maximilian Buhk Formel ADAC	25:49.425	3	12 Jason Kremer Formel ADAC	25:50.040
17 Pascal Wehrlein Formel ADAC	25:44.078	2	2 Sven Müller Formel ADAC	25:46.506
23 Kean Kristensen Formel ADAC	25:39.837	1	24 Artem Markelov Formel ADAC	25:42.295



vorbehaltlich der technischen Überprüfung!