



ADAC Formel 4

Result List Race 3

Provisional



Red Bull Ring, Length: 4318m

Air temperature: 29.61°C

Track temperature: 29.29°C

Weather condition: Dry

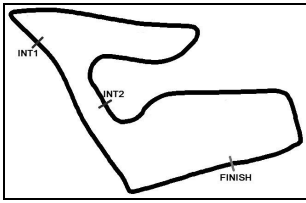
Reg. Nr.: Amf-CR08/2019

Sunday, June 9, 2019 15:35:00

started : 25 classified : 21 not classified : 4

Nr.	Drivers	Team	Laps	Total Time	Gap	Kph	Lap	Time	Kph
Cl.	Car	Competitor							
1	3 P.Aron(EST) R ADAC Formel 4	(T) Prema Powerteam SRL(ITA) Prema Powerteam SRL	17	30:04.310		145.7	7	1:32.714	167.6
2	4 N.Krütten(DEU) ADAC Formel 4	(T) Van Amersfoort Racing(NLD) Van Amersfoort Racing	17	30:04.951	0.641	145.6	17	1:32.689	167.7
3	21 T.Pourchaire(FRA) ADAC Formel 4	(T) US Racing - CHRS(DEU) US Racing - CHRS	17	30:06.898	2.588	145.7	12	1:33.056	167.0
4	17 A.Leclerc(MCO) ADAC Formel 4	(T) US Racing - CHRS(DEU) US Racing - CHRS	17	30:07.140	2.830	145.6	7	1:32.955	167.2
5	25 W.Alatalo(FIN) ADAC Formel 4	(T) ADAC Berlin-Brandenburg e.V.(DEU) ADAC Berlin-Brandenburg e.V.	17	30:07.258	2.948	145.7	12	1:33.208	166.7
6	28 A.Ghiretti(FRA) ADAC Formel 4	US Racing - CHRS(DEU) US Racing - CHRS	17	30:07.349	3.039	146.1	12	1:33.100	166.9
7	7 R.Stanek(CZE) R ADAC Formel 4	US Racing - CHRS(DEU) US Racing - CHRS	17	30:07.844	3.534	145.9	12	1:32.514	168.0
8	10 O.Rasmussen(DNK) ADAC Formel 4	Prema Powerteam SRL(ITA) Prema Powerteam SRL	17	30:08.285	3.975	145.7	12	1:33.154	166.8
9	33 J.Salmenautio(FIN) ADAC Formel 4	DRZ Benelli(ITA) DRZ Benelli	17	30:08.916	4.606	145.8	12	1:32.990	167.1
10	14 G.Saucy(SUI) ADAC Formel 4	(T) R-ACE GP R-ACE GP	17	30:09.523	5.213	145.7	12	1:33.246	166.7
11	23 J.Edgar(GBR) R ADAC Formel 4	Jenzer Motorsport(CHE) Jenzer Motorsport	17	30:09.826	5.516	145.8	12	1:32.870	167.3
12	44 M.Belov(RUS) ADAC Formel 4	(T) R-ACE GP R-ACE GP	17	30:10.674	6.364	145.8	12	1:32.642	167.7
13	6 I.Cohen(ISR) ADAC Formel 4	Van Amersfoort Racing(NLD) Van Amersfoort Racing	17	30:11.087	6.777	145.3	2	1:32.882	167.3
14	32 I.Berets(RUS) ADAC Formel 4	DRZ Benelli(ITA) DRZ Benelli	17	30:11.435	7.125	145.8	12	1:32.675	167.7
15	55 R.Meyuhas(ISR) R ADAC Formel 4	CRAM Motorsport(ITA) CRAM Motorsport	17	30:11.863	7.553	145.6	12	1:33.719	165.8
16	16 S.Estner(DEU) ADAC Formel 4	Van Amersfoort Racing(NLD) Van Amersfoort Racing	17	30:12.012	7.702	145.3	7	1:33.276	166.6
17	2 N.Göhler(DEU) R ADAC Formel 4	ADAC Berlin-Brandenburg e.V.(DEU) ADAC Berlin-Brandenburg e.V.	17	30:12.054	7.744	146.4	7	1:32.623	167.8
18	24 A.Gnos(CHE) ADAC Formel 4	Jenzer Motorsport(CHE) Jenzer Motorsport	17	30:12.518	8.208	145.6	16	1:33.911	165.5
19	8 L.Alleco Roy(MCO) ADAC Formel 4	Van Amersfoort Racing(NLD) Van Amersfoort Racing	17	30:15.106	10.796	145.2	16	1:32.439	168.1
20	26 J.Dürksen(PAR) R ADAC Formel 4	(T) ADAC Berlin-Brandenburg e.V.(DEU) ADAC Berlin-Brandenburg e.V.	17	30:33.545	29.235	143.8	16	1:32.841	167.4
21	62 D.Hauger(NOR) ADAC Formel 4	(T) Van Amersfoort Racing(NLD) Van Amersfoort Racing	17	31:12.103	1:07.793	140.5	2	1:32.535	167.9
Not classified									
15	L.Toth(HUN) ADAC Formel 4	R-ACE GP R-ACE GP	12	21:35.378	5LAPS	143.7	7	1:34.022	165.3
22	G.Carrara(ARG) ADAC Formel 4	Jenzer Motorsport(CHE) Jenzer Motorsport	7	11:54.980	10LAPS	151.0	7	1:32.928	167.2
5	G.Petecof(BRA) ADAC Formel 4	(T) Prema Powerteam SRL(ITA) Prema Powerteam SRL	7	11:55.387	10LAPS	151.0	7	1:32.797	167.5
11	A.Famularo(VEN) ADAC Formel 4	Prema Powerteam SRL(ITA) Prema Powerteam SRL	4	15:14.622	13LAPS	57.4	2	1:33.200	166.7

Fastest lap of the race. Car 8 driver Lucas Alleco Roy on lap 16. Time 1:32.439, average speed 168.1 km/h.



ADAC Formel 4

Result List Race 3

Provisional

Reg. Nr.: Amf-CR08/2019

Sunday, June 9, 2019 15:35:00



Red Bull Ring, Length: 4318m

Air temperature: 29.61°C

Track temperature: 29.29°C

Weather condition: Dry

started : 25 classified : 21 not classified : 4

Nr. Drivers	Team	Laps	Total Time	Gap	Kph	Lap	Time	Kph
Cl. Car	Competitor							

T =nominated for Team Classification

Subject to final scrutineering!		
Publication time:	Clerk of the Course: Andy Meklau	Timekeeper: Steffen Ruhl

ver: 1.0

www.adac.de/motorsport

Page 2/ 2 printed: 9.6.2019 16:44





ADAC Formel 4

Class Result List Race 3



Provisional

Reg. Nr.: Amf-CR08/2019

Sunday, June 9, 2019 15:35:00

Red Bull Ring, Length: 4318m

Air temperature: 29.61°C

Track temperature: 29.29°C

Weather condition: Dry

started : 25 classified : 21 not classified : 4

Nr. Drivers	Team	Laps	Total Time	Gap	Kph	Lap	Time	Kph
Car	Competitor							

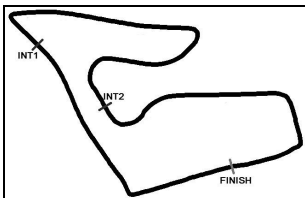
CLASS: Rookie

Started: 6	Classified: 6	Not Classified: 0							
1 3 P.Aron(EST) ADAC Formel 4		Prema Powerteam SRL(ITA) Prema Powerteam SRL	17	30:04.310		145.7	7	1:32.714	167.6
2 7 R.Stanek(CZE) ADAC Formel 4		US Racing - CHR(DEU) US Racing - CHR	17	30:07.844	3.534	145.9	12	1:32.514	168.0
3 23 J.Edgar(GBR) ADAC Formel 4		Jenzer Motorsport(CHE) Jenzer Motorsport	17	30:09.826	5.516	145.8	12	1:32.870	167.3
4 55 R.Meyuhas(ISR) ADAC Formel 4		CRAM Motorsport(ITA) CRAM Motorsport	17	30:11.863	7.553	145.6	12	1:33.719	165.8
5 2 N.Göhler(DEU) ADAC Formel 4		ADAC Berlin-Brandenburg e.V.(DEU) ADAC Berlin-Brandenburg e.V.	17	30:12.054	7.744	146.4	7	1:32.623	167.8
6 26 J.Dürksen(PAR) ADAC Formel 4		ADAC Berlin-Brandenburg e.V.(DEU) ADAC Berlin-Brandenburg e.V.	17	30:33.545	29.235	143.8	16	1:32.841	167.4

Fastest lap of the class. Car 7 driver Roman Stanek on lap 12. Time 1:32.514, average speed 168.0 km/h.

T =nominated for Team Classification

Subject to final scrutineering!		
Publication time:	Clerk of the Course: Andy Meklau	Timekeeper: Steffen Ruhl



ADAC Formel 4

Lap Chart Race 3

Provisional

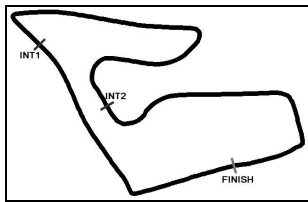


Red Bull Ring, Length: 4318 m

Sunday, June 9, 2019 15:35:00

LapCha	1	2	3	4	5	6	7	8	9	10	11	12	13	14	15	16	17	18	19	20	21	22	23	24	25	26	27	28	29	30	31	32	33	34	35	36	37	38	39	40	41	42	43	44	45												
LAP 1	4	22	5	3	17	6	25	21	16	10	62	11	8	14	33	7	26	55	23	24	28	44	15	32	.2																																
LAP 2	4	22	5	3	17	6	25	21	16	62	11	10	8	14	33	7	23	55	28	26	24	44	32	15	2																																
LAP 3	4	22	5	3	17	25	21	62	6	10	8	14	7	33	23	28	26	55	24	44	32	15	.16	.11	2																																
LAP 4	4	22	5	3	17	25	62	21	6	10	8	14	7	33	28	26	23	55	44	32	24	15	2	16	11'																																
LAP 5	4	22	5	3	17	25	62	21	6	10	8	14	7	33	28	26	23	55	44	32	24	15	2	16																																	
LAP 6	4	22	5	3	17	25	62	6	21	10	8	14	7	33	28	23	44	32	55	24	15	2	26	16																																	
LAP 7	4	22	5	3	17	62	25	6	21	10	14	7	28	8	33	44	23	32	55	24	15	2	26	16																																	
LAP 8	4	3	62	17	25	6	21	10	14	28	7	8	33	44	23	32	55	24	15	2	26	16																																			
LAP 9	4	3	62	17	25	6	21	10	14	28	7	8	33	44	23	32	55	24	15	2	26	16																																			
LAP 10	4	3	62	17	25	6	21	10	14	28	7	8	33	44	23	32	55	24	15	2	26	16																																			
LAP 11	4	62	3	17	25	6	21	28	14	10	7	44	23	33	55	32	15	24	16	2	26	.8																																			
LAP 12	4	62	3	17	25	21	6	28	14	10	7	44	23	33	32	55	16	15	26	24	2	8																																			
LAP 13	4	62	3	25	17	21	6	28	7	10	14	44	23	33	32	55	16	2	24	.26	8																																				
LAP 14	4	62	3	25	17	21	6	28	7	10	14	44	23	33	32	55	16	2	24	8	26																																				
LAP 15	4	62	3	25	21	17	28	6	7	10	14	33	23	44	32	55	16	2	24	8	26																																				
LAP 16	3	4	21	25	17	28	6	7	10	14	33	23	44	32	55	16	2	24	8	.62	26																																				
LAP 17	3	4	21	17	25	28	7	10	33	14	23	44	6	32	55	16	2	24	8	26	62																																				

.- PITSTOP ' -LAPBEHIND



ADAC Formel 4

Sector List Race 3

Provisional



Red Bull Ring, Length: 4318m

Air temperature: 29.61°C

Track temperature: 29.29°C

Weather condition: Dry

Reg. Nr.: Amf-CR08/2019

Sunday, June 9, 2019 15:35:00

Lap	Time	SE1	SP1	SE2	SP2	SE3	SP3	TSP	Lap	Time	SE1	SP1	SE2	SP2	SE3	SP3	TSP
2	Göhler, DEU								theoretical besttime: 1:32.623								
1	1:53.243	31.803	209	43.679	154	37.761		209	10	2:10.619	31.878	152	56.436	104	42.305	194	152
2	2:23.196	1:13.125	202	41.734	164	28.337	191	202	11	1:36.358	24.719	212	43.309	158	28.330	194	212
3	1:33.754	24.414	208	41.270	167	28.070	192	208	12	1:35.103	25.864	206	41.155	164	28.084	195	206
4	1:35.690	24.295	208	42.311	161	29.084	188	208	13	1:34.352	24.129	217	41.400	164	28.823	181	217
5	1:33.728	24.752	208	41.058	167	27.918	194	208	14	2:17.579	30.132	95	1:06.267	106	41.180	192	95
6	1:32.968	24.187	211	40.880	166	27.901	193	211	15	1:35.128	24.578	215	42.139	155	28.411	193	215
7	1:32.623	24.038	211	40.815	165	27.770	194	211	16	1:33.767	24.142	217	41.298	160	28.327	196	217
8	1:41.950	24.050	212	41.507	161	36.393	147	212	17	1:34.526	24.438	212	41.739	160	28.349	191	212
9	2:27.470	33.830	120	1:10.039	109	43.601	129	120									

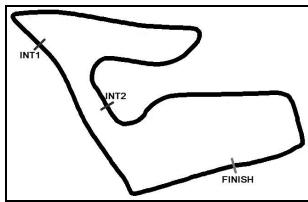
3	Aron, EST								theoretical besttime: 1:32.490								
1	1:38.303	27.976	211	42.147	167	28.180	194	211	10	2:18.407	29.984	173	1:01.863	78	46.560	193	173
2	1:34.074	24.139	213	41.595	167	28.340	191	213	11	1:34.019	24.308	210	41.684	166	28.027	194	210
3	1:33.653	24.327	211	41.446	168	27.880	194	211	12	1:33.594	24.287	211	41.423	172	27.884	193	211
4	1:33.479	24.055	212	40.907	170	28.517	136	212	13	1:33.138	24.187	211	40.957	173	27.994	167	211
5	2:30.106	35.636	142	1:06.536	92	47.934	194	142	14	2:24.020	32.081	92	1:07.405	88	44.534	193	92
6	1:33.375	24.172	214	41.070	165	28.133	194	214	15	1:34.018	24.138	213	41.370	164	28.510	193	213
7	1:32.714	23.977	216	40.883	167	27.854	196	216	16	1:33.048	24.237	212	41.000	174	27.811	192	212
8	1:39.295	24.034	215	41.835	169	33.426	165	215	17	1:32.839	24.220	210	40.702	172	27.917	191	210
9	2:26.228	34.411	125	1:09.419	94	42.398	153	125									

4	Krütten, DEU								theoretical besttime: 1:32.478								
1	1:37.251	27.486	204	41.558	169	28.207	192	204	10	2:18.893	30.202	172	1:02.058	77	46.633	190	172
2	1:33.671	24.350	207	41.405	169	27.916	191	207	11	1:33.226	24.380	208	41.089	169	27.757	193	208
3	1:33.201	24.288	208	41.167	170	27.746	192	208	12	1:32.831	24.135	210	41.009	169	27.687	192	210
4	1:33.802	24.182	208	41.370	168	28.250	155	208	13	1:33.463	24.542	209	41.257	170	27.664	191	209
5	2:30.502	34.498	116	1:07.624	80	48.380	191	116	14	2:24.822	32.189	99	1:07.999	85	44.634	192	99
6	1:32.886	24.227	209	40.949	170	27.710	192	209	15	1:33.487	24.128	210	41.548	168	27.811	190	210
7	1:32.848	24.179	210	40.746	170	27.923	192	210	16	1:35.095	24.753	209	42.552	167	27.790	194	209
8	1:39.630	24.271	209	40.957	169	34.402	141	209	17	1:32.689	24.045	211	40.849	170	27.795	193	211
9	2:26.654	34.943	122	1:09.483	93	42.228	150	122									

5	Petecof, BRA								theoretical besttime: 1:32.602								
1	1:37.851	27.888	209	41.842	167	28.121	196	209	5	2:30.626	35.558	132	1:06.859	91	48.209	193	132
2	1:34.087	23.941	216	42.060	169	28.086	192	216	6	1:33.209	24.144	213	41.025	170	28.040	192	213
3	1:33.194	23.979	214	41.186	171	28.029	193	214	7	1:32.797	24.012	214	40.861	173	27.924	193	214
4	1:33.623	23.962	214	41.020	166	28.641	143	214	8		23.817	217					217

6	Cohen, ISR								theoretical besttime: 1:32.452								
1	1:39.889	29.540	206	42.042	162	28.307	194	206	10	2:16.568	30.489	160	1:00.575	105	45.504	191	160
2	1:32.882	24.014	211	40.912	167	27.956	194	211	11	1:33.890	24.468	203	41.659	162	27.763	194	203
3	1:35.172	24.340	214	41.553	159	29.279	164	214	12	1:33.671	23.967	216	41.879	163	27.825	194	216
4	1:34.221	25.007	211	40.980	165	28.234	156	211	13	1:33.795	24.074	214	41.589	165	28.132	180	214
5	2:28.757	36.448	127	1:06.053	99	46.256	193	127	14	2:23.356	32.255	86	1:07.415	83	43.686	194	86
6	1:34.390	24.062	217	41.875	166	28.453	193	217	15	1:34.241	24.272	214	42.010	162	27.959	195	214
7	1:33.127	23.917	214	41.587	161	27.623	194	214	16	1:34.308	24.160	207	41.663	178	28.485	194	207
8	1:39.645	23.983	213	41.306	163	34.356	144	213	17	1:36.848	26.070	209	41.779	160	28.999	192	209
9	2:26.327	34.049	113	1:09.595	93	42.683	130	113									

7	Stanek, CZE								theoretical besttime: 1:32.474								
1	1:43.970	31.705	209	43.222	156	29.043	190	209	10	2:14.380	32.127	178	58.104	123	44.149	194	178
2	1:34.478	24.300	203	42.109	164	28.069	193	203	11	1:35.133	25.993	203	41.322	168	27.818	193	203
3	1:34.266	24.127	213	41.842	168	28.297	194	213	12	1:32.514	23.986	212	40.767	170	27.761	194	212
4	1:34.656	24.108	212	41.960	169	28.588	157	212	13	1:33.201	23.946	216	41.132	171	28.123	166	216
5	2:24.937	33.809	125	1:05.464	115	45.664	192	125	14	2:23.061	32.406	77	1:07.245	77	43.410	191	77
6	1:34.273	24.202	214	41.528	163	28.543	194	214	15	1:33.987	24.409	214	41.455	165	28.123	193	214
7	1:33.721	24.234	212	41.454	166	28.033	193	212	16	1:34.221	23.958	216	41.956	165	28.307	195	216
8	1:40.997	24.054	214	41.680	166	35.263	137	214	17	1:33.249	24.620	209	40.793	173	27.836	193	209
9	2:26.800	33.892	86	1:10.118	119	42.790	121	86									



ADAC Formel 4

Sector List Race 3

Provisional



Reg. Nr.: Amf-CR08/2019

Sunday, June 9, 2019 15:35:00

Red Bull Ring, Length: 4318m

Air temperature: 29.61°C

Track temperature: 29.29°C

Weather condition: Dry

Lap	Time	SE1	SP1	SE2	SP2	SE3	SP3	TSP	Lap	Time	SE1	SP1	SE2	SP2	SE3	SP3	TSP
8 Allecó Roy, MCO									theoretical besttime: 1:32.218								
1	1:42.714	30.044	205	43.904	155	28.766	194	205	10	2:13.345	31.454	170	58.117	116	43.774	194	170
2	1:34.368	24.218	213	41.864	167	28.286	196	213	11	1:46.049	28.200	205	43.936	148	33.913		205
3	1:34.306	24.185	212	41.591	163	28.530	194	212	12	2:20.338	1:11.013	206	41.476	165	27.849	193	206
4	1:33.394	24.296	211	40.942	169	28.156	191	211	13	1:35.067	24.108	210	42.543	159	28.416	192	210
5	2:26.862	35.170	138	1:05.946	104	45.746	194	138	14	1:33.220	24.293	210	41.067	165	27.860	194	210
6	1:34.307	24.489	212	41.356	156	28.462	195	212	15	1:32.692	24.093	211	40.914	170	27.685	194	211
7	1:35.100	24.703	211	42.325	154	28.072	194	211	16	1:32.439	23.998	212	40.741	170	27.700	192	212
8	1:40.639	23.970	215	41.230	161	35.439	132	215	17	1:32.614	24.167	211	40.940	169	27.507	196	211
9	2:27.652	33.999	86	1:10.176	103	43.477	122	86									

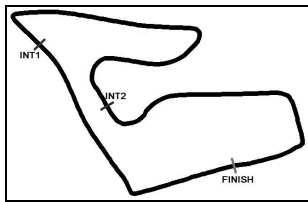
Lap	Time	SE1	SP1	SE2	SP2	SE3	SP3	TSP	Lap	Time	SE1	SP1	SE2	SP2	SE3	SP3	TSP
10 Rasmussen, DNK									theoretical besttime: 1:32.853								
1	1:41.674	29.899	210	42.902	159	28.873	193	210	10	2:15.178	30.854	173	59.428	115	44.896	193	173
2	1:34.915	24.612	208	42.197	166	28.106	192	208	11	1:35.002	24.319	214	42.399	158	28.284	193	214
3	1:34.121	24.387	209	41.531	166	28.203	192	209	12	1:33.154	24.056	215	41.081	164	28.017	194	215
4	1:33.520	24.439	209	41.086	173	27.995	185	209	13	1:34.092	24.143	214	41.716	164	28.233	168	214
5	2:26.947	35.151	126	1:05.976	114	45.820	193	126	14	2:22.682	32.332	80	1:07.247	73	43.103	196	80
6	1:34.606	24.424	212	41.679	165	28.503	193	212	15	1:34.203	24.766	211	41.533	166	27.904	194	211
7	1:33.605	24.655	210	40.984	168	27.966	193	210	16	1:34.155	24.005	213	41.842	165	28.308	194	213
8	1:40.105	24.279	212	41.081	168	34.745	139	212	17	1:33.458	24.432	211	41.162	170	27.864	194	211
9	2:26.868	34.030	111	1:09.878	95	42.960	117	111									

Lap	Time	SE1	SP1	SE2	SP2	SE3	SP3	TSP	Lap	Time	SE1	SP1	SE2	SP2	SE3	SP3	TSP
11 Famularo, VEN									theoretical besttime: 1:32.970								
1	1:42.423	30.372	209	43.285	166	28.766	194	209	3	2:26.568	23.906	217	1:19.669	130	42.993		217
2	1:33.200	24.136	212	41.235	173	27.829	194	212	4	9:32.431							

Lap	Time	SE1	SP1	SE2	SP2	SE3	SP3	TSP	Lap	Time	SE1	SP1	SE2	SP2	SE3	SP3	TSP
14 Saucy, SUI									theoretical besttime: 1:32.714								
1	1:43.027	30.697	210	43.400	158	28.930	193	210	10	2:15.064	31.378	159	58.823	119	44.863	193	159
2	1:34.335	23.985	215	41.820	175	28.530	194	215	11	1:34.319	24.226	214	41.925	171	28.168	194	214
3	1:34.722	24.044	215	41.550	163	29.128	192	215	12	1:33.246	24.091	212	41.129	173	28.026	191	212
4	1:33.651	24.230	209	40.871	175	28.550	180	209	13	1:34.946	24.210	209	42.114	171	28.622	171	209
5	2:26.185	34.627	142	1:05.825	106	45.733	194	142	14	2:22.465	32.281	75	1:07.016	71	43.168	192	75
6	1:34.407	24.196	212	41.770	172	28.441	193	212	15	1:34.297	24.464	214	41.679	165	28.154	194	214
7	1:33.476	24.394	210	41.224	171	27.858	194	210	16	1:34.163	24.086	211	41.474	160	28.603	188	211
8	1:40.166	24.235	212	41.272	175	34.659	153	212	17	1:34.219	24.831	210	41.302	171	28.086	192	210
9	2:26.835	34.175	96	1:09.810	101	42.850	118	96									

Lap	Time	SE1	SP1	SE2	SP2	SE3	SP3	TSP	Lap	Time	SE1	SP1	SE2	SP2	SE3	SP3	TSP
15 Toth, HUN									theoretical besttime: 1:33.813								
1	1:46.260	32.881	205	43.564	160	29.815	191	205	8	1:42.131	24.392	209	41.316	169	36.423	132	209
2	1:35.785	25.711	207	41.442	174	28.632	192	207	9	2:27.283	33.669	110	1:10.195	108	43.419	121	110
3	1:34.653	24.484	209	41.750	173	28.419	192	209	10	2:11.492	31.968	162	56.940	106	42.584	190	162
4	1:35.908	24.623	209	41.558	171	29.727	180	209	11	1:35.563	24.960	207	42.112	169	28.491	192	207
5	2:22.909	34.566	108	1:03.423	128	44.920	189	108	12	1:34.725	24.481	209	42.059	174	28.185	192	209
6	1:34.647	24.865	208	41.417	169	28.365	192	208	13		24.364	209					209
7	1:34.022	24.482	210	41.264	174	28.276	192	210									

Lap	Time	SE1	SP1	SE2	SP2	SE3	SP3	TSP	Lap	Time	SE1	SP1	SE2	SP2	SE3	SP3	TSP
16 Estner, DEU									theoretical besttime: 1:32.860								
1	1:41.018	30.062	209	42.544	153	28.412	192	209	10	2:08.813	31.526	166	54.948	106	42.339	189	166
2	1:33.562	24.315	210	41.316	171	27.931	194	210	11	1:35.094	24.480	213	42.037	166	28.577	194	213
3	1:43.063	24.750	212	42.474	162	35.839		212	12	1:33.419	24.210	215	41.356	170	27.853	193	215
4	2:53.303	1:42.727	197	42.226	169	28.350	191	197	13	1:34.203	24.140	210	40.894	171	29.169	155	210
5	1:33.851	24.538	208	41.261	171	28.052	191	208	14	2:19.518	31.591	84	1:06.268	98	41.659	194	84
6	1:33.761	24.351	209	41.195	169	28.215	191	209	15	1:35.022	24.833	213	41.976	164	28.213	194	213
7	1:33.276	24.416	208	41.034	169	27.826	192	208	16	1:34.005	24.330	214	41.218	167	28.457	194	214
8	1:35.072	24.323	208	42.329	167	28.420	191	208	17	1:34.669	24.641	210	41.339	170	28.689	189	210
9	2:10.363	24.389	208	1:01.591	115	44.383	132	208									



ADAC Formel 4

Sector List Race 3



Provisional

Reg. Nr.: Amf-CR08/2019

Red Bull Ring, Length: 4318m

Air temperature: 29.61°C

Track temperature: 29.29°C

Weather condition: Dry

Sunday, June 9, 2019 15:35:00

Lap	Time	SE1	SP1	SE2	SP2	SE3	SP3	TSP	Lap	Time	SE1	SP1	SE2	SP2	SE3	SP3	TSP
17 Leclerc, MCO									theoretical besttime: 1:32.608								
1	1:39.034	29.478	205	41.521	173	28.035	194	205	10	2:17.796	30.771	174	1:00.954	121	46.071	190	174
2	1:33.556	23.998	213	41.282	168	28.276	194	213	11	1:33.668	24.856	208	41.007	173	27.805	193	208
3	1:34.445	24.264	215	41.908	154	28.273	190	215	12	1:33.515	23.944	215	41.471	167	28.100	192	215
4	1:33.189	24.247	209	40.859	176	28.083	144	209	13	1:33.816	24.525	211	41.529	174	27.762	192	211
5	2:29.785	35.378	151	1:06.439	103	47.968	191	151	14	2:23.560	31.755	93	1:07.699	82	44.106	193	93
6	1:34.073	24.760	211	41.342	172	27.971	191	211	15	1:34.158	24.642	213	41.452	174	28.064	192	213
7	1:32.955	24.095	211	40.964	177	27.896	191	211	16	1:34.075	24.789	211	41.350	174	27.936	193	211
8	1:39.644	24.490	211	41.446	173	33.708	158	211	17	1:33.860	24.187	212	41.164	163	28.509	191	212
9	2:26.011	34.323	133	1:09.745	87	41.943	154	133									

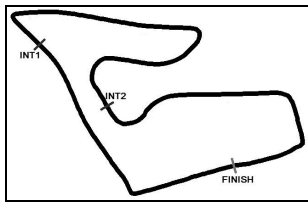
21 Pourchaire, FRA									theoretical besttime: 1:32.422								
1	1:40.558	29.660	206	42.746	164	28.152	195	206	10	2:15.834	30.137	176	1:00.591	119	45.106	194	176
2	1:33.378	24.011	213	41.458	162	27.909	194	213	11	1:33.900	24.235	213	41.903	168	27.762	196	213
3	1:33.698	23.885	213	41.839	160	27.974	192	213	12	1:33.056	24.010	214	41.080	166	27.966	191	214
4	1:34.068	24.469	211	41.300	168	28.299	159	211	13	1:33.842	23.994	216	41.705	163	28.143	183	216
5	2:28.816	36.421	135	1:06.223	95	46.172	194	135	14	2:23.105	32.033	83	1:07.357	89	43.715	197	83
6	1:35.040	24.433	213	42.087	154	28.520	194	213	15	1:33.794	24.522	209	40.982	168	28.290	190	209
7	1:33.485	23.949	215	41.466	160	28.070	194	215	16	1:33.658	24.328	216	41.476	169	27.854	196	216
8	1:39.952	24.145	211	40.775	162	35.032	137	211	17	1:34.260	24.060	213	41.628	165	28.572	188	213
9	2:26.454	33.868	124	1:09.896	98	42.690	128	124									

22 Carrara, ARG									theoretical besttime: 1:32.730								
1	1:37.456	27.609	209	41.811	171	28.036	194	209	5	2:30.460	34.580	118	1:07.584	91	48.296	193	118
2	1:33.937	24.290	210	41.808	171	27.839	194	210	6	1:33.091	24.079	212	40.991	172	28.021	193	212
3	1:33.171	24.090	212	41.307	170	27.774	194	212	7	1:32.928	24.114	210	40.892	173	27.922	193	210
4	1:33.937	24.175	211	41.210	168	28.552	154	211	8		24.064	211					211

23 Edgar, GBR									theoretical besttime: 1:32.746								
1	1:44.510	32.245	205	43.316	161	28.949	191	205	10	2:12.190	31.478	176	57.825	109	42.887	192	176
2	1:34.711	24.912	207	41.653	163	28.146	192	207	11	1:35.087	24.910	210	42.150	162	28.027	193	210
3	1:34.150	24.344	210	41.226	165	28.580	193	210	12	1:32.870	24.195	212	40.905	168	27.770	193	212
4	1:36.415	24.393	212	41.882	165	30.140	143	212	13	1:33.839	24.197	211	40.980	168	28.662	150	211
5	2:23.707	34.668	130	1:03.729	116	45.310	192	130	14	2:21.836	32.559	75	1:06.661	77	42.616	194	75
6	1:34.273	24.992	210	41.261	166	28.020	194	210	15	1:34.728	24.948	207	41.649	160	28.131	194	207
7	1:34.491	24.071	213	41.496	163	28.924	194	213	16	1:33.638	24.103	214	41.140	157	28.395	194	214
8	1:41.543	24.180	212	41.529	164	35.834	144	212	17	1:34.160	24.608	210	41.543	162	28.009	194	210
9	2:27.678	33.856	89	1:10.174	115	43.648	122	89									

24 Gnos, CHE									theoretical besttime: 1:33.472								
1	1:45.157	31.494	207	44.246	155	29.417	191	207	10	2:11.363	31.504	171	57.398	105	42.461	192	171
2	1:35.846	24.997	209	42.345	164	28.504	192	209	11	1:36.226	24.620	213	42.518	167	29.088	193	213
3	1:34.405	24.350	210	41.651	166	28.404	190	210	12	1:35.444	24.211	213	42.949	167	28.284	192	213
4	1:36.706	24.902	204	41.825	167	29.979	177	204	13	1:35.711	24.306	212	42.363	163	29.042	185	212
5	2:22.870	34.737	113	1:03.478	125	44.655	192	113	14	2:16.856	29.685	100	1:06.061	112	41.110	192	100
6	1:34.542	24.646	211	41.599	165	28.297	192	211	15	1:35.239	24.662	214	42.066	159	28.511	192	214
7	1:33.936	24.277	213	41.216	164	28.443	192	213	16	1:33.911	24.506	211	41.175	164	28.230	193	211
8	1:42.361	24.067	216	41.656	163	36.638	132	216	17	1:34.425	24.191	215	41.677	163	28.557	193	215
9	2:27.520	33.612	110	1:10.336	99	43.572	114	110									

25 Alatalo, FIN									theoretical besttime: 1:32.532								
1	1:40.244	29.593	203	42.420	162	28.231	194	203	10	2:16.644	30.541	170	1:00.566	106	45.537	194	170
2	1:33.289	24.110	213	41.477	165	27.702	196	213	11	1:34.048	24.775	208	41.533	167	27.740	193	208
3	1:33.765	23.986	213	41.870	164	27.909	192	213	12	1:33.208	24.112	212	41.293	163	27.803	197	212
4	1:33.155	24.179	214	41.147	166	27.829	157	214	13	1:33.218	24.303	213	41.365	166	27.550	175	213
5	2:29.615	36.277	129	1:06.252	95	47.086	194	129	14	2:23.747	31.827	95	1:07.696	82	44.224	194	95
6	1:34.284	24.654	209	41.569	163	28.061	193	209	15	1:34.134	24.067	215	41.407	160	28.660	191	215
7	1:33.407	24.861	210	40.947	166	27.599	196	210	16	1:33.954	24.292	214	41.914	163	27.748	198	214
8	1:39.721	24.128	212	41.427	163	34.166	153	212	17	1:34.410	24.019	216	41.570	159	28.821	193	216
9	2:26.415	34.190	119	1:09.782	92	42.443	136	119									



ADAC Formel 4

Sector List Race 3

Provisional



Reg. Nr.: Amf-CR08/2019

Sunday, June 9, 2019 15:35:00

Red Bull Ring, Length: 4318m

Air temperature: 29.61°C

Track temperature: 29.29°C

Weather condition: Dry

Lap	Time	SE1	SP1	SE2	SP2	SE3	SP3	TSP	Lap	Time	SE1	SP1	SE2	SP2	SE3	SP3	TSP
26 Dürksen, PAR									theoretical besttime: 1:32.751								
1	1:44.423	30.002	204	43.052	161	31.369	175	204	10	2:10.125	32.172	137	55.759	104	42.194	193	137
2	1:35.788	25.649	209	41.867	162	28.272	194	209	11	1:36.221	24.673	211	42.740	161	28.808	196	211
3	1:34.117	24.547	212	41.128	162	28.442	190	212	12	1:33.807	24.365	213	41.479	161	27.963	195	213
4	1:34.490	24.388	212	41.247	162	28.855	126	212	13	1:55.257	24.142	211	52.080	132	39.035		211
5	2:24.294	34.880	130	1:04.148	110	45.266	194	130	14	2:23.352	1:12.770	192	42.551	164	28.031	193	192
6	1:39.948	28.570	202	42.105	163	29.273	192	202	15	1:33.544	24.335	210	41.177	166	28.032	192	210
7	1:33.844	24.361	211	41.399	166	28.084	193	211	16	1:32.841	24.208	209	41.071	166	27.562	196	209
8	1:41.759	24.209	210	41.451	166	36.099	157	210	17	1:32.915	24.118	209	41.184	167	27.613	194	209
9	2:26.820	33.124	127	1:10.024	109	43.672	127	127									

Lap	Time	SE1	SP1	SE2	SP2	SE3	SP3	TSP	Lap	Time	SE1	SP1	SE2	SP2	SE3	SP3	TSP
28 Ghiretti, FRA									theoretical besttime: 1:32.408								
1	1:45.549	32.366	209	43.368	158	29.815	192	209	10	2:14.734	31.514	184	58.754	127	44.466	193	184
2	1:34.487	24.610	209	41.497	152	28.380	192	209	11	1:33.422	24.143	214	41.286	160	27.993	193	214
3	1:33.901	24.268	211	41.144	162	28.489	191	211	12	1:33.100	24.003	214	41.294	164	27.803	195	214
4	1:34.478	24.143	211	41.350	162	28.985	134	211	13	1:33.875	23.871	216	41.727	158	28.277	174	216
5	2:24.621	34.266	150	1:04.681	111	45.674	192	150	14	2:23.375	32.506	81	1:07.338	84	43.531	193	81
6	1:33.980	25.054	210	40.823	170	28.103	195	210	15	1:33.270	23.931	216	41.471	163	27.868	196	216
7	1:33.548	24.094	215	41.492	166	27.962	192	215	16	1:34.756	24.652	213	41.686	170	28.418	193	213
8	1:40.317	23.895	217	41.066	155	35.356	137	217	17	1:33.276	24.739	208	40.756	168	27.781	192	208
9	2:26.660	33.834	91	1:09.784	107	43.042	122	91									

Lap	Time	SE1	SP1	SE2	SP2	SE3	SP3	TSP	Lap	Time	SE1	SP1	SE2	SP2	SE3	SP3	TSP
32 Berets, RUS									theoretical besttime: 1:32.594								
1	1:46.417	32.842	207	43.388	152	30.187	194	207	10	2:11.958	31.809	167	57.451	109	42.698	193	167
2	1:35.179	24.949	210	41.597	157	28.633	195	210	11	1:36.037	24.807	201	43.069	169	28.161	195	201
3	1:34.347	24.076	216	42.252	164	28.019	194	216	12	1:32.675	24.045	216	40.905	165	27.725	194	216
4	1:35.781	24.329	212	41.364	161	30.088	174	212	13	1:33.791	24.053	213	40.862	163	28.876	137	213
5	2:22.836	34.749	114	1:03.323	117	44.764	194	114	14	2:21.244	32.630	88	1:06.543	95	42.071	194	88
6	1:33.910	24.367	215	41.437	162	28.106	194	215	15	1:34.918	25.098	214	41.668	158	28.152	196	214
7	1:34.193	24.212	213	41.017	163	28.964	194	213	16	1:34.256	24.075	216	41.343	159	28.838	194	216
8	1:42.035	24.196	214	41.423	157	36.416	128	214	17	1:34.535	24.007	215	41.557	157	28.971	193	215
9	2:27.323	33.886	104	1:09.949	112	43.488	114	104									

Lap	Time	SE1	SP1	SE2	SP2	SE3	SP3	TSP	Lap	Time	SE1	SP1	SE2	SP2	SE3	SP3	TSP
33 Salmenautio, FIN									theoretical besttime: 1:32.800								
1	1:43.722	31.131	204	43.523	153	29.068	189	204	10	2:12.979	31.217	176	58.046	114	43.716	192	176
2	1:34.419	24.467	208	41.878	164	28.074	194	208	11	1:36.044	25.500	207	42.541	162	28.003	194	207
3	1:35.059	24.211	211	41.340	167	29.508	193	211	12	1:32.990	24.065	213	41.007	163	27.918	194	213
4	1:34.752	24.559	207	41.460	164	28.733	141	207	13	1:33.793	24.087	213	41.084	164	28.622	158	213
5	2:24.832	34.045	144	1:05.060	116	45.727	192	144	14	2:21.683	32.713	76	1:06.449	83	42.521	191	76
6	1:34.032	24.260	213	41.430	162	28.342	194	213	15	1:34.060	24.670	216	41.463	162	27.927	194	216
7	1:34.637	24.261	213	42.100	154	28.276	194	213	16	1:33.667	24.076	213	41.287	152	28.304	193	213
8	1:41.198	24.201	211	41.341	157	35.656	126	211	17	1:33.539	24.407	211	41.404	166	27.728	194	211
9	2:27.510	33.683	89	1:10.177	118	43.650	123	89									

Lap	Time	SE1	SP1	SE2	SP2	SE3	SP3	TSP	Lap	Time	SE1	SP1	SE2	SP2	SE3	SP3	TSP
44 Belov, RUS									theoretical besttime: 1:32.606								
1	1:45.851	32.176	204	43.763	153	29.912	192	204	10	2:12.753	31.571	170	57.800	108	43.382	193	170
2	1:35.409	24.544	211	42.343	161	28.522	193	211	11	1:34.790	25.030	207	41.927	168	27.833	193	207
3	1:34.195	24.231	213	41.960	170	28.004	193	213	12	1:32.642	24.037	212	40.746	169	27.859	193	212
4	1:35.581	24.724	207	41.149	170	29.708	154	207	13	1:34.152	24.047	211	41.171	165	28.934	149	211
5	2:23.125	34.567	120	1:03.483	115	45.075	193	120	14	2:22.247	32.355	75	1:06.757	79	43.135	190	75
6	1:33.829	24.416	215	41.490	168	27.923	195	215	15	1:35.113	25.009	209	42.096	162	28.008	194	209
7	1:33.926	24.232	213	41.187	165	28.507	194	213	16	1:34.160	24.130	214	41.369	164	28.661	194	214
8	1:41.089	24.058	213	41.290	162	35.741	119	213	17	1:34.233	24.027	213	41.780	159	28.426	192	213
9	2:27.579	33.861	87	1:10.203	118	43.515	123	87									

Lap	Time	SE1	SP1	SE2	SP2	SE3	SP3	TSP	Lap	Time	SE1	SP1	SE2	SP2	SE3	SP3	TSP
55 Meyuhav, ISR									theoretical besttime: 1:32.999								
1	1:44.442	30.950	211	43.475	162	30.017	185	211	10	2:11.679	31.698	172	57.439	100	42.542	193	172
2	1:35.103	25.019	212	41.946	170	28.138	194	212	11	1:35.343	24.574	213	42.631	166	28.138	194	213
3	1:34.890	24.232	214	41.379	167	29.279	189	214	12	1:33.719	24.074	213	41.690	168	27.955	194	213
4	1:36.174	24.584	213	41.255	162	30.335	154	213	13	1:34.375	24.265	212	40.970	174	29.140	154	212
5	2:23.308	34.339	130	1:03.680	125	45.289	193	130	14	2:20.346	31.836	83	1:06.506	97	42.004	193	83



ADAC Formel 4

Sector List Race 3

Provisional

Reg. Nr.: Amf-CR08/2019

Sunday, June 9, 2019 15:35:00



Red Bull Ring, Length: 4318m

Air temperature: 29.61°C

Track temperature: 29.29°C

Weather condition: Dry

Lap	Time	SE1	SP1	SE2	SP2	SE3	SP3	TSP	Lap	Time	SE1	SP1	SE2	SP2	SE3	SP3	TSP
6	1:34.933	24.550	213	42.249	166	28.134	194	213	15	1:34.912	24.773	211	41.919	168	28.220	193	211
7	1:34.176	24.222	214	41.128	169	28.826	193	214	16	1:34.082	24.312	213	41.139	167	28.631	195	213
8	1:42.112	24.306	213	41.392	166	36.414	136	213	17	1:34.739	24.311	213	41.240	159	29.188	188	213
9	2:27.530	33.770	110	1:10.272	100	43.488	122	110									

62 Hauger, NOR

theoretical besttime: 1:32.139

1	1:42.206	30.516	213	42.789	164	28.901	194	213	10	2:17.620	30.321	184	1:01.372	103	45.927	196	184
2	1:32.535	23.979	213	40.959	173	27.597	199	213	11	1:33.125	24.008	215	41.437	173	27.680	197	215
3	1:33.041	24.208	213	40.887	164	27.946	195	213	12	1:32.545	23.845	217	41.043	167	27.657	197	217
4	1:33.171	24.216	211	40.995	170	27.960	161	211	13	1:33.652	24.321	214	41.538	173	27.793	180	214
5	2:29.355	36.377	126	1:06.323	93	46.655	194	126	14	2:24.786	32.446	101	1:07.769	82	44.571	195	101
6	1:34.209	24.461	216	41.737	167	28.011	196	216	15	1:33.328	23.913	215	41.732	171	27.683	197	215
7	1:32.629	24.296	213	40.697	175	27.636	197	213	16	1:51.692	24.492	211	44.653	133	42.547		211
8	1:38.678	24.286	212	41.175	176	33.217	160	212	17	2:23.044	1:13.355	203	41.929	170	27.760	193	203
9	2:26.487	34.673	130	1:09.658	96	42.156	149	130									



ADAC Formel 4

Top speed list Race 3

Provisional

Reg. Nr.: Amf-CR08/2019

Sunday, June 9, 2019 15:35:00



Red Bull Ring, Length: 4318m

Air temperature: 29.61°C

Track temperature: 29.29°C

Weather condition: Dry

#	Name (NAT)	Team	Car name	Speed	Lap	Race time
62	Dennis Hauger (NOR)	Van Amersfoort Racing (NLD)	ADAC Formel 4	217.45	12	20:16.901
2	Nico Göhler (DEU)	ADAC Berlin-Brandenburg e.V. (DEU)	ADAC Formel 4	217.45	16	27:27.903
11	Alessandro Famularo (VEN)	Prema Powerteam SRL (ITA)	ADAC Formel 4	217.01	3	3:39.529
6	Ido Cohen (ISR)	Van Amersfoort Racing (NLD)	ADAC Formel 4	217.01	6	9:14.983
5	Gianluca Petecof (BRA)	Prema Powerteam SRL (ITA)	ADAC Formel 4	217.01	8	12:19.204
28	Alessandro Ghiretti (FRA)	US Racing - CHRS (DEU)	ADAC Formel 4	217.01	8	12:24.459
32	Ivan Berets (RUS)	DRZ Benelli (ITA)	ADAC Formel 4	216.57	12	20:24.061
21	Theo Pourchaire (FRA)	US Racing - CHRS (DEU)	ADAC Formel 4	216.57	13	21:52.233
7	Roman Stanek (CZE)	US Racing - CHRS (DEU)	ADAC Formel 4	216.57	13	21:54.071
3	Paul Aron (EST)	Prema Powerteam SRL (ITA)	ADAC Formel 4	216.14	7	10:46.967
24	Axel Gnos (CHE)	Jenzer Motorsport (CHE)	ADAC Formel 4	216.14	8	12:27.529
33	Jesse Salmenautio (FIN)	DRZ Benelli (ITA)	ADAC Formel 4	216.14	15	25:52.320
25	William Alatalo (FIN)	ADAC Berlin-Brandenburg e.V. (DEU)	ADAC Formel 4	216.14	17	28:56.867
44	Michael Belov (RUS)	R-ACE GP	ADAC Formel 4	215.71	6	9:18.577
17	Arthur Leclerc (MCO)	US Racing - CHRS (DEU)	ADAC Formel 4	215.71	12	20:18.100
16	Sebastian Estner (DEU)	Van Amersfoort Racing (NLD)	ADAC Formel 4	215.71	12	20:25.386
14	Gregoire Saucy (SUI)	R-ACE GP	ADAC Formel 4	215.28	2	2:07.012
8	Lucas Alleco Roy (MCO)	Van Amersfoort Racing (NLD)	ADAC Formel 4	215.28	8	12:25.021
10	Oliver Rasmussen (DNK)	Prema Powerteam SRL (ITA)	ADAC Formel 4	215.28	12	20:20.597
55	Roeey Meyuhas (ISR)	CRAM Motorsport (ITA)	ADAC Formel 4	214.85	7	10:53.072
23	Jonny Edgar (GBR)	Jenzer Motorsport (CHE)	ADAC Formel 4	214.42	16	27:26.131
26	Joshua Dürksen (PAR)	ADAC Berlin-Brandenburg e.V. (DEU)	ADAC Formel 4	213.14	12	20:26.194
22	Giorgio Carrara (ARG)	Jenzer Motorsport (CHE)	ADAC Formel 4	212.72	6	9:13.040
4	Niklas Krütten (DEU)	Van Amersfoort Racing (NLD)	ADAC Formel 4	211.88	17	28:56.307
15	Laszlo Toth (HUN)	R-ACE GP	ADAC Formel 4	210.23	7	10:54.644