



ADAC TCR Germany



Result List Race 2

Provisional

Reg. Nr.: Amf-CR08/2019

Red Bull Ring, Length: 4318m

Air temperature: 31.2°C

Track temperature: 35.86°C

Weather condition: Dry

Sunday, June 9, 2019 14:40:00

started : 17 classified : 15 not classified : 2

Nr.	Drivers	Team	Laps	Total Time	Gap	Kph	Lap	Time	Kph
Cl.	Car	Competitor							
1	13 A.Buri(FIN) Audi RS 3 LMS SEQ	LMS Racing(FIN) LMS Racing	18	32:56.405		141.2	12	1:38.690	157.5
2	1 H.Proczyk(AUT) Hyundai i30 N TCR	HP Racing International(DEU) HP Racing International	18	33:03.137	6.732	140.8	9	1:39.027	156.9
3	8 R.Kircher(DEU) Honda Audi RS 3 LMS SEQ	Hella Pagid - Racing One Racing One	18	33:05.867	9.462	140.5	11	1:39.029	156.9
4	53 M.Halder(DEU) Honda Civic FK7 TCR	Profi-Car Team Halder(DEU) Profi-Car Team Halder	18	33:09.356	12.951	140.2	11	1:39.355	156.4
5	19 M.Hesse(DEU) Hyundai i30 N TCR	Hyundai Team Engstler Hyundai Team Engstler	18	33:10.574	14.169	140.3	14	1:39.494	156.2
6	42 L.Niedertscheider(AUT) Hyundai i30 N TCR	HP Racing International(DEU) HP Racing International	18	33:12.385	15.980	140.2	14	1:39.540	156.1
7	27 T.Coicaud(FRA) Hyundai i30 N TCR	Hyundai Team Engstler Hyundai Team Engstler	18	33:13.106	16.701	140.1	8	1:39.523	156.1
8	7 M.Halder(DEU) Honda Civic FK7 TCR	Profi-Car Team Honda ADAC Sachsen ADAC Sachsen e.V.	18	33:14.567	18.162	140.0	12	1:39.809	155.7
9	22 J.Apotheloz(CHE) Honda Cupra TCR SEQ	TOPCAR Sport(CHE) TOPCAR Sport	18	33:14.799	18.394	141.2	18	1:39.609	156.0
10	29 M.Cheah Min Jie(MYS) Honda VW Golf GTI TCR SEQ	VW Team Oettinger VW Team Oettinger	18	33:16.708	20.303	139.7	11	1:38.729	157.4
11	98 J.Seyffert(DEU) Honda Opel Astra TCR	Lubner Motorsport(DEU) Lubner Motorsport	18	33:20.215	23.810	139.6	9	1:39.949	155.5
12	33 J.Reynolds(CHE) Cupra TCR DSG	TOPCAR Sport(CHE) TOPCAR Sport	18	33:32.311	35.906	138.9	10	1:40.624	154.4
13	23 S.Steibel(DEU) VW Golf GTI TCR SEQ	Steibel Motorsport(DEU) 10Q Racing Team	18	33:37.035	40.630	138.4	8	1:40.314	154.9
14	102 G.Tarquini(ITA) G Hyundai i30 N TCR	Hyundai Team Engstler 2(DEU) Hyundai Team Engstler	17	33:18.881	1 LAP	131.4	12	1:39.343	156.4
15	99 M.Sandberg(NLD) VW Golf GTI TCR SEQ	VW Team Oettinger VW Team Oettinger	17	33:48.438	1 LAP	129.5	15	1:39.647	155.9
Not classified									
6	B.Burns(GBR) Honda Civic FK7 TCR	Team Pyro Motorsport Bradley Burns	8	16:49.740	10LAPS	120.7	7	1:42.177	152.1
88	D.Fugel(DEU) Honda Civic FK7 TCR	Profi-Car Team Honda ADAC Sachsen ADAC Sachsen e.V.	1	1:47.532	17LAPS				

Fastest lap of the race. Car 13 driver Antti Buri on lap 12. Time 1:38.690, average speed 157.5 km/h.

Subject to final scrutineering!

Publication time:

Clerk of the Course: Andy Meklau

Timekeeper: Steffen Ruhl



ADAC TCR Germany

Class Result List Race 2



Provisional

Reg. Nr.: Amf-CR08/2019

Red Bull Ring, Length: 4318m

Air temperature: 31.2°C

Track temperature: 35.86°C

Weather condition: Dry

Sunday, June 9, 2019 14:40:00

started : 17 classified : 15 not classified : 2

Nr. Drivers	Team	Laps	Total Time	Gap	Kph	Lap	Time	Kph
Car	Competitor							

CLASS: Honda JC

Started: 6	Classified: 5	Not Classified: 1							
1 8 R.Kircher(DEU) Audi RS 3 LMS SEQ	Hella Pagid - Racing One Racing One		18	33:05.867		140.5	11	1:39.029	156.9
2 53 M.Halder(DEU) Honda Civic FK7 TCR	Profi-Car Team Halder(DEU) Profi-Car Team Halder		18	33:09.356	3.489	140.2	11	1:39.355	156.4
3 22 J.Apotheloz(CHE) Cupra TCR SEQ	TOPCAR Sport(CHE) TOPCAR Sport		18	33:14.799	8.932	141.2	18	1:39.609	156.0
4 29 M.Cheah Min Jie(MYS) VW Golf GTI TCR SEQ	VW Team Oettinger VW Team Oettinger		18	33:16.708	10.841	139.7	11	1:38.729	157.4
5 98 J.Seyffert(DEU) Opel Astra TCR	Lubner Motorsport(DEU) Lubner Motorsport		18	33:20.215	14.348	139.6	9	1:39.949	155.5

Not classified

6 B.Burns(GBR) Honda Civic FK7 TCR	Team Pyro Motorsport Bradley Burns		8	16:49.740	10LAPS	120.7	7	1:42.177	152.1
---------------------------------------	---------------------------------------	--	---	-----------	--------	-------	---	----------	-------

Fastest lap of the class. Car 29 driver Mitchell Cheah Min Jie on lap 11. Time 1:38.729, average speed 157.4 km/h.

CLASS: Guest

Started: 1	Classified: 1	Not Classified: 0							
1 102 G.Tarquini(ITA) Hyundai i30 N TCR	Hyundai Team Engstler 2(DEU) Hyundai Team Engstler		17	33:18.881		131.4	12	1:39.343	156.4

Fastest lap of the class. Car 102 driver Gabriele Tarquini on lap 12. Time 1:39.343, average speed 156.4 km/h.

Subject to final scrutineering!

Publication time:

Clerk of the Course: Andy Meklau

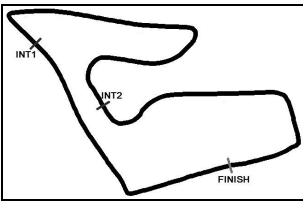
Timekeeper: Steffen Ruhl

ver: 1.0

www.adac.de/motorsport

Page 1/ 1 printed: 9.6.2019 15:22





ADAC TCR Germany

Lap Chart Race 2

Provisional

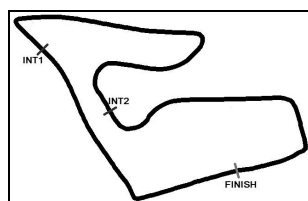


Red Bull Ring, Length: 4318 m

Sunday, June 9, 2019 14:40:00

LapCha	1	2	3	4	5	6	7	8	9	10	11	12	13	14	15	16	17	18	19	20	21	22	23	24	25	26	27	28	29	30	31	32	33	34	35	36	37	38	39	40	41	42	43	44	45									
LAP 1	53	8	13	29	102	27	1	88	42	7	19	98	23	6	99	33	22																																					
LAP 2	53	13	29	8	1	27	42	19	6	7	23	98	99	33	22	102																																						
LAP 3	53	13	29	8	1	27	42	19	6	7	23	98	99	33	22	102'																																						
LAP 4	53	13	29	8	1	27	42	19	6	7	23	98	99	33	22	102'																																						
LAP 5	53	13	29	8	1	27	42	19	6	7	23	98	99	33	22	102'																																						
LAP 6	53	13	29	8	1	27	42	19	6	7	23	98	99	33	22	102'																																						
LAP 7	13	29	1	53	8	19	42	23	7	6	27	98	99	22	33	102'																																						
LAP 8	13	29	1	53	8	19	42	23	7	27	22	98	99	33	.6	102'																																						
LAP 9	13	29	1	8	53	19	42	27	22	7	98	99	23	33	102'																																							
LAP 10	13	29	1	8	53	19	42	27	22	7	98	99	23	33	102'																																							
LAP 11	13	29	1	8	53	19	42	27	7	22	98	33	23	.99	102'																																							
LAP 12	13	29	1	8	53	19	42	27	7	22	98	33	23	102'	99'																																							
LAP 13	13	1	.29	8	53	19	42	27	7	22	98	33	23	102'	99'																																							
LAP 14	13	1	8	53	19	42	27	7	22	98	29	33	23	102'	99'																																							
LAP 15	13	1	8	53	19	42	27	7	22	98	29	33	23	102'	99'																																							
LAP 16	13	1	8	53	19	42	27	7	22	29	98	33	23	102'	99'																																							
LAP 17	13	1	8	53	19	42	27	7	22	29	98	33	23	102'	99'																																							
LAP 18	13	1	8	53	19	42	27	7	22	29	98	33	23																																									

.- PITSTOP ' -LAPBEHIND



ADAC TCR Germany



Sector List Race 2

Provisional

Reg. Nr.: Amf-CR08/2019

Sunday, June 9, 2019 14:40:00

Red Bull Ring, Length: 4318m

Air temperature: 31.2°C

Track temperature: 35.86°C

Weather condition: Dry

Lap	Time	SE1	SP1	SE2	SP2	SE3	SP3	TSP	Lap	Time	SE1	SP1	SE2	SP2	SE3	SP3	TSP
1 Proczyk, AUT									theoretical besttime: 1:38.947								
1	1:47.300	30.674	208	45.184	143	31.442	180	208	10	1:39.314	25.014	213	43.705	150	30.595	187	213
2	1:53.435	25.160	205	44.017	152	44.258	111	205	11	1:39.420	25.205	213	43.650	153	30.565	184	213
3	2:29.067	37.531	108	1:05.430	85	46.106	121	108	12	1:39.499	25.035	213	44.017	152	30.447	186	213
4	2:23.926	34.911	161	1:04.114	109	44.901	130	161	13	1:39.149	24.930	212	43.814	153	30.405	185	212
5	2:23.382	34.468	119	1:02.991	115	45.923	118	119	14	1:39.334	25.095	211	43.752	153	30.487	185	211
6	2:12.389	32.679	141	1:00.331	79	39.379	188	141	15	1:39.264	25.104	210	43.687	153	30.473	185	210
7	1:40.597	25.174	208	45.043	155	30.380	187	208	16	1:39.556	25.136	211	43.902	153	30.518	184	211
8	1:39.166	25.068	211	43.684	152	30.414	187	211	17	1:39.531	25.247	210	43.794	152	30.490	186	210
9	1:39.027	24.976	211	43.684	153	30.367	187	211	18	1:39.781	25.204	210	43.816	155	30.761	184	210

6 Burns, GBR									theoretical besttime: 1:42.134								
1	1:48.803	31.011	212	45.901	150	31.891	185	212	5	2:23.396	34.965	124	1:02.503	101	45.928	112	124
2	1:55.147	25.411	215	44.596	140	45.140	117	215	6	2:10.511	34.985	136	57.327	81	38.199	189	136
3	2:28.990	37.077	87	1:05.121	102	46.792	94	87	7	1:42.177	25.408	212	44.933	142	31.836	187	212
4	2:23.836	35.916	137	1:02.648	106	45.272	102	137	8	1:56.880	25.365	210	49.842	107	41.673		210

7 Halder, DEU									theoretical besttime: 1:39.477								
1	1:47.869	31.247	213	45.144	145	31.478	184	213	10	1:39.923	25.220	213	44.045	147	30.658	187	213
2	1:56.952	25.419	211	46.113	145	45.420	112	211	11	1:40.136	25.341	213	43.936	159	30.859	187	213
3	2:29.209	36.839	98	1:05.602	91	46.768	93	98	12	1:39.809	24.992	216	44.051	149	30.766	186	216
4	2:23.400	36.124	143	1:02.358	96	44.918	101	143	13	1:40.394	25.198	216	44.500	152	30.696	186	216
5	2:23.936	35.761	104	1:02.370	96	45.805	99	104	14	1:40.192	25.159	215	44.323	150	30.710	186	215
6	2:09.867	34.877	148	57.400	95	37.590	188	148	15	1:40.115	25.305	214	44.152	150	30.658	186	214
7	1:41.180	25.134	215	44.986	143	31.060	187	215	16	1:40.389	25.188	214	44.556	146	30.645	186	214
8	1:40.316	25.150	214	44.415	148	30.751	186	214	17	1:39.880	25.219	213	43.886	149	30.775	185	213
9	1:40.953	25.980	214	44.374	146	30.599	187	214	18	1:40.047	25.290	213	43.989	150	30.768	186	213

8 Kircher, DEU									theoretical besttime: 1:38.802								
1	1:45.124	29.577	200	44.823	141	30.724	187	200	10	1:39.036	24.928	216	43.669	148	30.439	189	216
2	1:54.047	25.203	207	45.217	139	43.627	127	207	11	1:39.029	24.853	216	43.746	150	30.430	189	216
3	2:29.370	37.505	115	1:05.962	98	45.903	122	115	12	1:39.248	24.850	217	43.741	147	30.657	188	217
4	2:23.909	34.866	135	1:04.305	107	44.738	125	135	13	1:39.064	24.778	216	43.771	145	30.515	186	216
5	2:23.129	34.563	134	1:02.969	106	45.597	141	134	14	1:39.878	25.218	214	43.968	147	30.692	186	214
6	2:13.570	32.820	160	1:00.502	77	40.248	189	160	15	1:39.449	25.207	213	43.887	145	30.355	188	213
7	1:41.939	25.656	201	45.429	143	30.854	190	201	16	1:39.246	25.016	215	43.867	145	30.363	188	215
8	1:40.408	25.321	211	44.610	147	30.477	189	211	17	1:39.464	25.132	213	43.874	147	30.458	188	213
9	1:39.630	24.961	211	44.212	144	30.457	188	211	18	1:40.327	25.477	211	44.042	147	30.808	187	211

13 Buri, FIN									theoretical besttime: 1:38.443								
1	1:46.002	29.771	205	45.338	147	30.893	189	205	10	1:38.744	24.774	217	43.509	144	30.461	189	217
2	1:51.476	24.958	217	44.067	143	42.451	137	217	11	1:38.759	24.799	217	43.562	145	30.398	189	217
3	2:28.852	37.877	105	1:06.064	99	44.911	135	105	12	1:38.690	24.795	217	43.457	145	30.438	185	217
4	2:23.872	34.867	132	1:05.053	109	43.952	138	132	13	1:39.011	24.928	217	43.669	145	30.414	189	217
5	2:23.409	34.495	130	1:04.043	101	44.871	140	130	14	1:38.926	24.893	217	43.648	147	30.385	189	217
6	2:14.819	33.054	167	1:01.215	79	40.550	189	167	15	1:38.743	24.847	217	43.409	150	30.487	186	217
7	1:39.762	25.460	215	43.682	145	30.620	190	215	16	1:38.730	24.993	217	43.330	147	30.407	188	217
8	1:38.898	24.830	215	43.284	139	30.784	188	215	17	1:39.013	25.087	216	43.348	149	30.578	188	216
9	1:38.691	24.841	216	43.363	147	30.487	189	216	18	1:40.008	24.836	217	43.302	148	31.870	128	217

19 Hesse, DEU									theoretical besttime: 1:39.450								
1	1:48.012	31.922	211	44.678	147	31.412	183	211	10	1:40.134	25.492	209	44.178	153	30.464	183	209
2	1:54.761	25.532	211	44.436	146	44.793	112	211	11	1:39.894	25.291	209	44.082	151	30.521	184	209
3	2:29.213	37.355	94	1:05.225	100	46.633	110	94	12	1:39.816	25.351	207	44.027	155	30.438	184	207
4	2:23.711	35.806	148	1:03.049	105	44.856	115	148	13	1:40.038	25.338	209	44.191	153	30.509	183	209
5	2:23.543	34.746	124	1:02.970	106	45.827	117	124	14	1:39.494	25.285	209	43.774	155	30.435	183	209
6	2:11.203	34.541	146	57.927	82	38.735	186	146	15	1:39.764	25.309	208	43.770	156	30.685	183	208
7	1:40.918	25.568	209	44.329	142	31.021	186	209	16	1:39.698	25.341	209	43.744	153	30.613	183	209
8	1:40.573	25.404	211	44.449	144	30.720	185	211	17	1:39.766	25.388	208	43.835	155	30.543	184	208
9	1:40.069	25.271	208	44.106	149	30.692	184	208	18	1:39.967	25.362	208	43.965	155	30.640	184	208

ver: 1.0

www.adac.de/motorsport

Page 1 / 3 printed: 9.6.2019 15:22



ADAC TCR Germany



Sector List Race 2

Provisional

Reg. Nr.: Amf-CR08/2019

Red Bull Ring, Length: 4318m

Air temperature: 31.2°C

Track temperature: 35.86°C

Weather condition: Dry

Sunday, June 9, 2019 14:40:00

Lap	Time	SE1	SP1	SE2	SP2	SE3	SP3	TSP	Lap	Time	SE1	SP1	SE2	SP2	SE3	SP3	TSP
-----	------	-----	-----	-----	-----	-----	-----	-----	-----	------	-----	-----	-----	-----	-----	-----	-----

22 Apotheloz, CHE

theoretical besttime: 1:39.032

1	2:04.380	48.400	209	44.922	137	31.058	188	209	10	1:40.027	24.912	219	44.408	140	30.707	187	219
2	1:43.753	25.156	213	44.557	131	34.040	116	213	11	1:40.676	24.932	218	44.443	144	31.301	188	218
3	2:29.347	37.660	116	1:04.768	90	46.919	89	116	12	1:39.620	24.913	219	44.207	140	30.500	189	219
4	2:24.450	36.673	137	1:02.030	103	45.747	102	137	13	1:40.542	25.077	218	44.776	142	30.689	189	218
5	2:22.767	35.784	100	1:01.061	112	45.922	98	100	14	1:40.368	25.048	220	44.540	140	30.780	187	220
6	2:09.135	35.499	135	56.642	88	36.994	190	135	15	1:39.890	24.974	219	44.427	140	30.489	189	219
7	1:39.981	25.008	217	43.840	136	31.133	188	217	16	1:40.865	25.092	220	45.018	141	30.755	188	220
8	1:39.860	25.437	214	44.122	140	30.301	190	214	17	1:39.790	24.891	218	44.320	149	30.579	188	218
9	1:39.739	24.960	215	44.192	144	30.587	187	215	18	1:39.609	25.036	219	44.032	142	30.541	190	219

23 Steibel, DEU

theoretical besttime: 1:40.049

1	1:48.649	31.732	210	45.233	139	31.684	186	210	10	1:41.970	25.557	212	44.925	139	31.488	185	212
2	1:56.723	25.525	213	46.036	133	45.162	111	213	11	1:43.744	25.730	211	46.733	139	31.281	185	211
3	2:29.244	37.001	101	1:05.297	96	46.946	87	101	12	1:42.080	25.628	211	45.000	140	31.452	185	211
4	2:23.482	36.391	127	1:02.256	106	44.835	104	127	13	1:42.535	25.691	211	45.378	144	31.466	184	211
5	2:23.726	35.764	95	1:02.234	100	45.728	93	95	14	1:41.788	25.605	211	44.900	144	31.283	183	211
6	2:09.893	35.264	141	57.049	96	37.580	187	141	15	1:41.590	25.379	211	45.087	135	31.124	183	211
7	1:40.471	24.943	214	44.506	147	31.022	188	214	16	1:41.871	25.459	211	45.163	139	31.249	184	211
8	1:40.314	25.208	212	44.303	146	30.803	186	212	17	1:41.946	25.502	210	44.802	144	31.642	183	210
9	1:44.801	27.180	207	45.301	139	32.320	184	207	18	1:42.208	25.492	211	45.083	139	31.633	183	211

27 Coicaud, FRA

theoretical besttime: 1:39.222

1	1:47.300	30.468	210	45.210	142	31.622	181	210	10	1:40.066	25.333	213	44.240	145	30.493	187	213
2	1:54.058	25.338	209	44.565	142	44.155	108	209	11	1:39.939	25.125	214	44.338	143	30.476	187	214
3	2:29.031	37.588	99	1:05.394	97	46.049	108	99	12	1:40.035	25.189	213	44.205	142	30.641	187	213
4	2:23.964	35.217	168	1:03.921	98	44.826	120	168	13	1:40.457	25.255	213	44.356	146	30.846	187	213
5	2:23.117	34.418	132	1:02.983	111	45.716	113	132	14	1:40.232	25.407	213	44.302	147	30.523	187	213
6	2:12.421	33.120	139	59.879	78	39.422	187	139	15	1:39.606	25.208	214	43.952	146	30.446	188	214
7	1:43.447	25.113	211	46.328	145	32.006	185	211	16	1:39.838	25.294	214	43.977	147	30.567	187	214
8	1:39.523	24.955	214	44.060	146	30.508	188	214	17	1:39.982	25.173	213	44.110	144	30.699	188	213
9	1:39.978	25.584	211	44.079	147	30.315	188	211	18	1:40.112	25.320	213	44.098	145	30.694	186	213

29 Cheah Min Jie, MYS

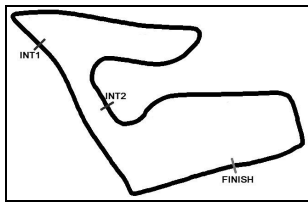
theoretical besttime: 1:38.559

1	1:46.239	30.616	209	44.681	150	30.942	189	209	10	1:38.844	24.933	217	43.523	154	30.388	188	217
2	1:52.082	25.001	215	44.001	149	43.080	125	215	11	1:38.729	24.948	216	43.493	148	30.288	189	216
3	2:29.008	37.564	107	1:06.022	100	45.422	123	107	12	1:38.814	24.793	216	43.618	149	30.403	189	216
4	2:23.942	35.155	138	1:04.677	113	44.110	137	138	13	1:43.297	24.867	216	43.551	150	34.879		216
5	2:23.313	34.977	129	1:03.052	102	45.284	137	129	14	1:54.429	40.363	213	43.638	147	30.428	189	213
6	2:14.134	33.256	162	1:00.624	79	40.254	188	162	15	1:38.947	24.893	217	43.670	151	30.384	188	217
7	1:39.625	25.342	212	43.722	146	30.561	190	212	16	1:39.468	24.999	217	43.954	150	30.515	188	217
8	1:39.029	24.957	213	43.604	147	30.468	188	213	17	1:38.795	24.892	216	43.478	150	30.425	189	216
9	1:39.054	24.954	215	43.549	151	30.551	189	215	18	1:38.959	24.877	217	43.630	149	30.452	189	217

33 Reynolds, CHE

theoretical besttime: 1:40.424

1	1:49.819	32.673	209	45.933	141	31.213	185	209	10	1:40.624	25.435	212	44.373	144	30.816	185	212
2	1:57.237	25.745	210	46.093	132	45.399	112	210	11	1:41.532	25.542	211	45.038	143	30.952	183	211
3	2:29.462	37.529	111	1:04.897	85	47.036	87	111	12	1:41.265	25.698	209	44.580	141	30.987	185	209
4	2:24.629	36.709	149	1:02.124	100	45.796	102	149	13	1:41.240	25.547	209	44.536	147	31.157	184	209
5	2:22.840	35.788	101	1:01.183	103	45.869	99	101	14	1:41.270	25.780	209	44.574	139	30.916	185	209
6	2:09.748	35.576	147	56.573	79	37.599	187	147	15	1:41.062	25.687	209	44.327	145	31.048	182	209
7	1:41.480	25.710	210	44.607	144	31.163	186	210	16	1:41.489	25.668	209	44.838	139	30.983	185	209
8	1:43.714	27.559	180	45.027	141	31.128	185	180	17	1:41.835	25.782	209	44.717	138	31.336	183	209
9	1:41.152	26.163	205	44.261	148	30.728	185	205	18	1:41.913	25.748	209	44.882	144	31.283	184	209



ADAC TCR Germany



Sector List Race 2

Provisional

Reg. Nr.: Amf-CR08/2019

Red Bull Ring, Length: 4318m

Air temperature: 31.2°C

Track temperature: 35.86°C

Weather condition: Dry

Sunday, June 9, 2019 14:40:00

Lap	Time	SE1	SP1	SE2	SP2	SE3	SP3	TSP	Lap	Time	SE1	SP1	SE2	SP2	SE3	SP3	TSP
42	Niedertscheider, AUT								theoretical besttime: 1:39.105								
1	1:47.688	30.992	211	45.212	145	31.484	185	211	10	1:40.227	25.130	214	44.448	148	30.649	188	214
2	1:54.405	25.507	214	44.546	143	44.352	111	214	11	1:39.782	24.899	214	44.524	147	30.359	187	214
3	2:28.857	37.384	94	1:05.427	97	46.046	114	94	12	1:40.095	25.035	214	44.361	147	30.699	187	214
4	2:24.102	35.832	149	1:03.549	97	44.721	112	149	13	1:40.511	25.137	214	44.541	150	30.833	186	214
5	2:23.191	34.486	133	1:03.248	110	45.457	113	133	14	1:39.540	25.122	213	43.847	147	30.571	186	213
6	2:11.964	33.419	138	59.354	79	39.191	188	138	15	1:39.787	25.047	214	44.141	148	30.599	186	214
7	1:41.670	25.187	213	45.585	153	30.898	188	213	16	1:40.082	25.235	213	44.256	149	30.591	186	213
8	1:40.343	24.969	213	44.601	147	30.773	187	213	17	1:39.918	25.187	212	44.098	147	30.633	186	212
9	1:40.232	24.955	212	44.611	140	30.666	186	212	18	1:39.991	25.217	212	43.908	152	30.866	186	212

53	Halder, DEU								theoretical besttime: 1:39.350								
1	1:44.826	29.407	211	44.553	144	30.866	185	211	10	1:39.587	25.197	214	43.880	147	30.510	186	214
2	1:51.816	25.338	211	44.670	143	41.808	133	211	11	1:39.355	25.068	214	43.848	146	30.439	186	214
3	2:28.974	38.177	107	1:06.140	102	44.657	142	107	12	1:39.539	25.192	213	43.843	146	30.504	187	213
4	2:23.835	34.818	130	1:05.101	112	43.916	146	130	13	1:39.870	25.192	213	44.109	144	30.569	187	213
5	2:23.433	34.560	119	1:04.187	102	44.686	141	119	14	1:39.730	25.126	213	44.110	146	30.494	186	213
6	2:15.455	32.686	150	1:02.016	79	40.753	187	150	15	1:39.753	25.180	213	44.038	145	30.535	186	213
7	1:42.532	26.100	210	45.643	150	30.789	187	210	16	1:39.884	25.228	213	44.036	145	30.620	185	213
8	1:40.318	25.420	214	44.360	147	30.538	186	214	17	1:39.944	25.235	212	44.075	146	30.634	186	212
9	1:40.528	25.313	211	44.524	144	30.691	185	211	18	1:39.977	25.148	213	44.194	145	30.635	185	213

88	Fugel, DEU								theoretical besttime: 1:43.347								
1	1:47.532	30.011	211	45.498	150	32.023	185	211	2		25.826	208					208

98	Seyffert, DEU								theoretical besttime: 1:39.635								
1	1:48.180	31.661	212	45.087	144	31.432	187	212	10	1:41.150	24.948	216	45.604	141	30.598	188	216
2	1:57.710	25.564	213	46.613	133	45.533	110	213	11	1:40.592	25.174	214	44.691	133	30.727	187	214
3	2:29.457	37.000	105	1:05.371	91	47.086	81	105	12	1:41.290	25.132	210	45.455	141	30.703	188	210
4	2:23.914	36.724	136	1:01.977	101	45.213	100	136	13	1:40.261	25.026	213	44.318	136	30.917	188	213
5	2:23.422	35.893	100	1:01.978	101	45.551	92	100	14	1:40.444	25.033	213	44.537	136	30.874	187	213
6	2:09.379	35.664	145	56.438	100	37.277	191	145	15	1:40.278	25.258	213	44.285	138	30.735	187	213
7	1:41.494	25.017	218	44.673	135	31.804	186	218	16	1:41.227	25.429	212	45.119	141	30.679	187	212
8	1:40.938	25.508	214	44.703	136	30.727	189	214	17	1:40.158	25.302	213	44.213	141	30.643	186	213
9	1:39.949	24.824	217	44.324	140	30.801	187	217	18	1:40.372	25.317	214	44.366	144	30.689	189	214

99	Sandberg, NLD								theoretical besttime: 1:39.361								
1	1:49.033	32.203	209	45.325	142	31.505	186	209	10	1:40.400	25.132	214	44.126	137	31.142	183	214
2	1:57.452	25.460	209	46.118	133	45.874	110	209	11	2:47.063	26.086	205	1:17.121	79	1:03.856		205
3	2:29.380	37.026	105	1:05.329	95	47.025	85	105	12	2:45.683	1:29.687	193	45.117	132	30.879	185	193
4	2:24.111	36.903	132	1:02.042	100	45.166	105	132	13	1:39.663	25.323	211	43.822	142	30.518	184	211
5	2:23.219	36.195	98	1:01.411	102	45.613	97	98	14	1:39.668	25.137	211	43.972	139	30.559	185	211
6	2:09.865	35.927	145	56.271	91	37.667	186	145	15	1:39.647	25.392	210	43.711	147	30.544	186	210
7	1:40.618	25.185	214	44.210	143	31.223	186	214	16	1:40.044	25.357	211	44.056	138	30.631	187	211
8	1:41.406	25.866	212	44.438	136	31.102	187	212	17	1:40.203	25.248	211	44.299	135	30.656	186	211
9	1:40.983	25.477	216	44.398	154	31.108	186	216									

102	Tarquini, ITA								theoretical besttime: 1:38.904								
1	1:46.950	30.238	211	44.586	148	32.126	184	211	10	1:40.263	25.566	212	44.185	144	30.512	187	212
2	2:02.484	25.325	182	55.685	144	41.474		182	11	1:40.137	25.026	211	44.474	149	30.637	187	211
3	4:52.935	3:10.606	193	57.271	97	45.058		193	12	1:39.343	25.094	212	43.800	145	30.449	186	212
4	2:45.225	1:25.483	182	46.904	140	32.838	176	182	13	1:39.466	25.055	212	43.654	149	30.757	186	212
5	1:47.761	27.199	183	46.473	137	34.089	187	183	14	1:39.666	25.119	213	43.811	147	30.736	187	213
6	1:40.016	25.263	213	43.654	141	31.099	187	213	15	1:40.365	25.076	214	44.446	147	30.843	188	214
7	1:39.828	25.399	212	43.429	144	31.000	186	212	16	1:40.030	25.079	213	44.115	143	30.836	186	213
8	1:41.161	25.515	214	44.476	145	31.170	187	214	17	1:43.167	25.067	214	44.019	143	34.081	161	214
9	1:40.084	25.127	210	44.060	141	30.897	184	210									



ADAC TCR Germany

Top speed list Race 2

Provisional

Reg. Nr.: Amf-CR08/2019

Sunday, June 9, 2019 14:40:00



Red Bull Ring, Length: 4318m

Air temperature: 31.2°C

Track temperature: 35.86°C

Weather condition: Dry

#	Name (NAT)	Team	Car name	Speed	Lap	Race time
22	Julien Apotheloz (CHE)	TOPCAR Sport (CHE)	Cupra TCR SEQ	220.57	16	28:39.627
98	Jan Seyffert (DEU)	Lubner Motorsport (DEU)	Opel Astra TCR	218.78	7	13:37.079
13	Antti Buri (FIN)	LMS Racing (FIN)	Audi RS 3 LMS SEQ	217.89	11	20:09.324
29	Mitchell Cheah Min Jie (MYS)	VW Team Oettinger	VW Golf GTI TCR SEQ	217.01	10	18:31.359
8	Rene Kircher (DEU)	Hella Pagid - Racing One	Audi RS 3 LMS SEQ	217.01	12	21:54.041
7	Mike Halder (DEU)	Profi-Car Team Honda ADAC Sachsen	Honda Civic FK7 TCR	216.57	12	21:58.733
99	Maurits Sandberg (NLD)	VW Team Oettinger	VW Golf GTI TCR SEQ	216.14	9	17:00.561
6	Bradley Burns (GBR)	Team Pyro Motorsport	Honda Civic FK7 TCR	215.71	2	2:14.214
23	Sebastian Steibel (DEU)	Steibel Motorsport (DEU)	VW Golf GTI TCR SEQ	214.85	7	13:36.660
42	Lukas Niedertscheider (AUT)	HP Racing International (DEU)	Hyundai i30 N TCR	214.85	10	18:37.582
102	Gabriele Tarquini (ITA)	Hyundai Team Engstler 2 (DEU)	Hyundai i30 N TCR	214.85	17	32:00.781
53	Michelle Halder (DEU)	Profi-Car Team Halder (DEU)	Honda Civic FK7 TCR	214.42	8	15:16.291
27	Theo Coicaud (FRA)	Hyundai Team Engstler	Hyundai i30 N TCR	214.42	8	15:18.293
1	Harald Proczyk (AUT)	HP Racing International (DEU)	Hyundai i30 N TCR	213.57	12	21:52.058
33	Joshua Correa Reynolds (CHE)	TOPCAR Sport (CHE)	Cupra TCR DSG	212.72	10	18:45.516
88	Dominik Fugel (DEU)	Profi-Car Team Honda ADAC Sachsen	Honda Civic FK7 TCR	211.47	1	30.011
19	Max Hesse (DEU)	Hyundai Team Engstler	Hyundai i30 N TCR	211.47	1	31.922