



ADAC GT Masters

Result List Race 2



Provisional

Reg. Nr.: Amf-CR08/2019

Amended
9.6.2019 - 17:06

Red Bull Ring, Length: 4318m

Air temperature: 30.72°C

Track temperature: 40.46°C

Weather condition: Dry

Sunday, June 9, 2019 13:05:00

started : 29 classified : 23 not classified : 6

	Drivers	Team	Car	Laps	Total Time	Gap	Kph	Lap	Time	Kph
1	77 M.Pommer(DEU)/M.Kirchhöfer(DEU)	Callaway Competition(DEU)	Corvette C7 GT3-R	40	1:02:38.679		165.4	8	1:29.332	174.0
2	47 I.Dontje(NLD)/M.Götz(DEU)	MANN-FILTER Team HTP(DEU)	Mercedes-AMG GT3	40	1:02:43.247	4.568	165.3	13	1:29.463	173.7
3	31 P.Niederhauser(CHE)/K.van der Linde(ZAF)	HCB-Rutronik-Racing	Audi R8 LMS GT3	40	1:02:56.280	17.601	164.7	10	1:29.859	172.9
4	14 N.Sylvest(DNK)(J)/J.Klingmann(DEU)	MRS GT-Racing(DEU)	BMW M6 GT3	40	1:02:59.762	21.083	164.6	8	1:29.859	172.9
5	63 M.Bortolotti(ITA)/C.Engelhart(DEU)	ORANGE1 by GRT Grasser(AUT)	LamborghiniHuracanGT3E	40	1:03:05.789	27.110	164.4	20	1:30.312	172.1
6	29 M.Hofer(AUT)(J)/C.Mies(DEU)	MontaplastbyLand-Motorsport(DEU)	Audi R8 LMS GT3	40	1:03:07.169	28.490	164.3	33	1:30.271	172.2
7	82 R.Ineichen(CHE)(T)/F.Perera(FRA)	ORANGE1 by GRT Grasser(AUT)	LamborghiniHuracanGT3E	40	1:03:22.682	44.003	163.8	21	1:30.267	172.2
8	13 S.Barth(DEU)(T)/D.Jahn(DEU)	RWT Racing(AUT)	Corvette C7 GT3-R	40	1:03:23.600	44.921	163.5	8	1:29.500	173.6
9	99 D.Keilwitz(DEU)/M.Martin(BEL)	PROpeak Performance	AstonMartinVantageAMR(40	1:03:24.575	45.896	163.5	9	1:30.422	171.9
10	25 J.Schmidt(CHE)(J)/C.Haase(DEU)	BWT Mücke Motorsport(DEU)	Audi R8 LMS GT3	40	1:03:24.893	46.214	163.7	10	1:30.370	172.0
11	21 L.Auer(AUT)/J.Eriksson(SWE)	TeamZAKSPEEDBKKMobilOilRacing	Mercedes-AMG GT3	40	1:03:27.528	48.849	163.8	20	1:30.309	172.1
12	19 M.Beretta(ITA)(J)/M.Mapelli(ITA)	ORANGE1 by GRT Grasser(AUT)	LamborghiniHuracanGT3E	40	1:03:33.954	55.275	163.4	13	1:30.578	171.6
13	33 F.Salaquarda(CZE)/F.Stippler(DEU)	Team ISR(CZE)	Audi R8 LMS GT3	40	1:03:38.891	1:00.212	163.0	13	1:30.419	171.9
14	36 M.Dienst(DEU)(J)/A.Read(AUS)(J)	Schütz Motorsport(DEU)	Mercedes-AMG GT3	40	1:03:42.147	1:03.468	163.2	35	1:30.353	172.0
15	24 M.Ortmann(DEU)(J)/M.Winkelhock(DEU)	BWT Mücke Motorsport(DEU)	Audi R8 LMS GT3	40	1:03:44.686	1:06.007	163.0	11	1:30.534	171.7
16	18 A.de Leener(BEL)/M.Cairol(ITA)	KÜS TEAM75 Bernhard(DEU)	Porsche 911 GT3 R	40	1:03:47.856	1:09.177	162.9	20	1:30.475	171.8
17	3 R.Lips(CHE)(T)/M.Hackländer(DEU)	Aust Motorsport(DEU)	Audi R8 LMS GT3	40	1:03:50.105	1:11.426	162.6	17	1:30.542	171.6
18	20 M.Wishofer(AUT)(J)/K.Snoeks(NLD)	TeamZAKSPEEDBKKMobilOilRacing	Mercedes-AMG GT3	40	1:03:56.551	1:17.872	162.5	21	1:30.619	171.5
19	26 N.Rogivue(CHE)(J)/F.Vervisch(BEL)	BWT Mücke Motorsport(DEU)	Audi R8 LMS GT3	40	1:04:03.762	1:25.083	162.2	11	1:30.842	171.1
20	69 J.Slooten(DEU)(T)/L.Luhr(DEU)	Iron Force Racing	Porsche 911 GT3 R	39	1:02:45.620	1 LAP	161.3	9	1:30.534	171.7
21	4 A.Hoti(DEU)(J)/S.Tribaudini(FRA)(T)	Aust Motorsport(DEU)	Audi R8 LMS GT3	39	1:03:54.855	1 LAP	158.5	11	1:31.162	170.5
22	17 K.Bachler(AUT)/T.Bernhard(DEU)	KÜS TEAM75 Bernhard(DEU)	Porsche 911 GT3 R	32	51:14.423	8 LAPS	162.2	20	1:30.083	172.5
23	28 R.Feller(CHE)(J)/D.Vanthoor(BEL)	MontaplastbyLand-Motorsport(DEU)	Audi R8 LMS GT3	31	50:06.045	9 LAPS	160.4	10	1:29.830	173.0
Not classified										
11	E.Erhart(DEU)/P.Kaffer(DEU)	EFP Car Collection by TECE	Audi R8 LMS GT3	15	26:58.439	25 LAPS	144.0	10	1:30.711	171.3
1	R.Renauer(DEU)/T.Preining(AUT)	Precote Herberth Motorsport(DEU)	Porsche 911 GT3 R	12	19:35.855	28 LAPS	158.4	8	1:29.619	173.4
7	S.Asch(DEU)/L.Ludwig(DEU)	HB Racing(AUT)	Ferrari 488 GT3	9	15:37.657	31 LAPS	148.1	7	1:30.535	171.6
71	W.Tregurtha(GBR)(J)/M.Paul(DEU)(J)	T3 Motorsport	Audi R8 LMS GT3							
12	M.Drudi(ITA)(J)/F.Spengler(DEU)	EFP Car Collection by TECE	Audi R8 LMS GT3							
8	D.Marschall(DEU)(J)/C.Schreiner(DEU)(J)	HCB-Rutronik-Racing	Audi R8 LMS GT3							
Disqualified										
48	F.Vettel(DEU)(J)/P.Ellis(GBR)	MANN-FILTER Team HTP(DEU)	Mercedes-AMG GT3							

Fastest lap of the race. Car 77 driver Marvin Kirchhöfer on lap 8. Time 1:29.332, average speed 174.0 km/h.

Following race director decision drive through penalty converted into a time penalty of 30 seconds for car no. 48

Following stewards decision no. 413 disqualification for car no. 48

Subject to final scrutineering!

Publication time:

Clerk of the Course: Andy Meklau

Timekeeper: Steffen Ruhl

ver: 1.1

www.adac.de/motorsport

Page 1/1 printed: 9.6.2019 17:06

ADAC Vorteilswelt

Audi Sport

motorsport

CAMP DAVID

DEKRA

Castrol

Herrenausstatter.de

KÄRCHER

kfzteile24

KÜHNE+NAGEL

PIRELLI

postcon

FR RACING

RAVENOL

SPORT Bild

WINN BUSCH

DMSB

2019 INTERNATIONAL SERIES



ADAC GT Masters

Class Result List Race 2



Provisional

Reg. Nr.: Amf-CR08/2019

Red Bull Ring, Length: 4318m

Air temperature: 30.72°C

Track temperature: 40.46°C

Weather condition: Dry

Sunday, June 9, 2019 13:05:00

started : 30 classified : 24 not classified : 6

Drivers	Team	Car	Laps	Time	Gap	Kph	Best	Lap
---------	------	-----	------	------	-----	-----	------	-----

CLASS: Junior

Started: 14

Classified: 11

Not Classified: 3

1	14	N.Sylvest(DNK)/J.Klingmann(DEU)	MRS GT-Racing(DEU)	BMW M6 GT3	40	1:02:59.762	164.6	1:29.859	8	
2	29	M.Hofer(AUT)/C.Mies(DEU)	MontaplastbyLand-Motorsport(DEU)	Audi R8 LMS GT3	40	1:03:07.169	7.407	164.3	1:30.271	33
3	25	J.Schmidt(CHE)/C.Haase(DEU)	BWT Mücke Motorsport(DEU)	Audi R8 LMS GT3	40	1:03:24.893	25.131	163.7	1:30.370	10
4	19	M.Beretta(ITA)/M.Mapelli(ITA)	ORANGE1 by GRT Grasser(AUT)	Lamborghini Huracan GT3 EVO	40	1:03:33.954	34.192	163.4	1:30.578	13
5	36	M.Dienst(DEU)/A.Read(AUS)	Schütz Motorsport(DEU)	Mercedes-AMG GT3	40	1:03:42.147	42.385	163.2	1:30.353	35
6	24	M.Ortmann(DEU)/M.Winkelhock(DEU)	BWT Mücke Motorsport(DEU)	Audi R8 LMS GT3	40	1:03:44.686	44.924	163.0	1:30.534	11
7	20	M.Wishofer(AUT)/K.Snoeks(NLD)	TeamZAKSPEEDBKKMobilOilRac	Mercedes-AMG GT3	40	1:03:56.551	56.789	162.5	1:30.619	21
8	26	N.Rogivue(CHE)/F.Vervisch(BEL)	BWT Mücke Motorsport(DEU)	Audi R8 LMS GT3	40	1:04:03.762	1:04.000	162.2	1:30.842	11
9	48	F.Vettel(DEU)/P.Ellis(GBR)	MANN-FILTER Team HTP(DEU)	Mercedes-AMG GT3	39	1:01:56.722	1 LAP	163.3	1:30.348	13
10	4	A.Hoti(DEU)/S.Tribaudini(FRA)	Aust Motorsport(DEU)	Audi R8 LMS GT3	39	1:03:54.855	1 LAP	158.5	1:31.162	11
11	28	R.Feller(CHE)/D.Vanthoor(BEL)	MontaplastbyLand-Motorsport(DEU)	Audi R8 LMS GT3	31	50:06.045	9LAPS	160.4	1:29.830	10

Not classified

71	W.Tregurtha(GBR)/M.Paul(DEU)	T3 Motorsport	Audi R8 LMS GT3
12	M.Drudi(ITA)/F.Spengler(DEU)	EFP Car Collection by TECE	Audi R8 LMS GT3
8	D.Marschall(DEU)/C.Schreiner(DEU)	HCB-Rutronik-Racing	Audi R8 LMS GT3

CLASS: Trophy

Started: 5

Classified: 5

Not Classified: 0

1	82	R.Ineichen(CHE)/F.Perera(FRA)	ORANGE1 by GRT Grasser(AUT)	Lamborghini Huracan GT3 EVO	40	1:03:22.682	163.8	1:30.267	21	
2	13	S.Barth(DEU)/D.Jahn(DEU)	RWT Racing(AUT)	Corvette C7 GT3-R	40	1:03:23.600	0.918	163.5	1:29.500	8
3	3	R.Lips(CHE)/M.Hackländer(DEU)	Aust Motorsport(DEU)	Audi R8 LMS GT3	40	1:03:50.105	27.423	162.6	1:30.542	17
4	69	J.Slooten(DEU)/L.Luhr(DEU)	Iron Force Racing	Porsche 911 GT3 R	39	1:02:45.620	1 LAP	161.3	1:30.534	9
5	4	A.Hoti(DEU)/S.Tribaudini(FRA)	Aust Motorsport(DEU)	Audi R8 LMS GT3	39	1:03:54.855	1 LAP	158.5	1:31.162	11

Following race director decision drive trough penalty converted into a time penalty of 30 seconds for car no. 48

Subject to final scrutineering!

Publication time:

Clerk of the Course: Andy Meklau

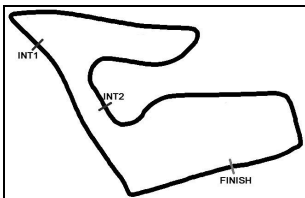
Timekeeper: Steffen Ruhl

ver: 1.0

www.adac.de/motorsport

Page 1/ 1 printed: 9.6.2019 14:13





ADAC GT Masters

Lap Chart Race 2

Provisional

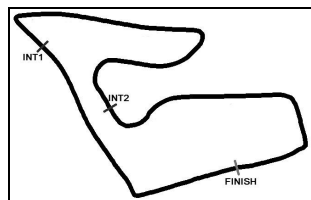


Red Bull Ring, Length: 4318 m

Sunday, June 9, 2019 13:05:00

LapCha	1	2	3	4	5	6	7	8	9	10	11	12	13	14	15	16	17	18	19	20	21	22	23	24	25	26	27	28	29	30	31	32	33	34	35	36	37	38	39	40	41	42	43	44	45					
LAP 36	77	47	31	14	.13	63	29	82	99	25	48	21	19	33	24	36	18	3	20	26	69'	4'																												
LAP 37	77	47	31	14	63	29	82	13	99	25	48	21	19	33	24	36	18	3	20	26	69'	4'																												
LAP 38	77	47	31	14	63	29	82	13	99	25	48	21	19	33	24	36	18	3	20	26	69'	4'																												
LAP 39	77	47	31	14	63	29	82	13	99	25	21	48	19	33	36	24	18	3	20	26	69'	4'																												
LAP 40	77	47	31	14	63	29	82	13	99	25	21	19	33	36	24	18	3	20	26																															

.- PIT STOP '-LAPBEHIND



ADAC GT Masters

Sector List Race 2



Provisional

Reg. Nr.: Amf-CR08/2019

Red Bull Ring, Length: 4318m

Air temperature: 30.72°C

Track temperature: 40.46°C

Weather condition: Dry

Sunday, June 9, 2019 13:05:00

Lap	Time	SE1	SP1	SE2	SP2	SE3	SP3	TSP	Lap	Time	SE1	SP1	SE2	SP2	SE3	SP3	TSP
12	1:29.452	22.836	234	39.372	161	27.244	208	234	32	1:30.316	22.754	238	39.894	160	27.668	206	238
13	1:29.383	22.711	236	39.431	163	27.241	207	236	33	1:30.353	22.819	235	39.883	161	27.651	207	235
14	1:29.554	22.741	236	39.437	163	27.376	206	236	34	1:30.154	22.711	237	39.804	156	27.639	206	237
15	1:29.620	22.797	235	39.492	163	27.331	209	235	35	1:30.741	22.849	234	40.295	152	27.597	208	234
16	1:29.552	22.812	236	39.413	158	27.327	207	236	36	1:30.793	23.167	234	39.893	158	27.733	206	234
17	1:29.507	22.784	236	39.341	163	27.382	207	236	37	1:30.115	22.874	235	39.717	156	27.524	206	235
18	1:33.929	22.869	236	39.514	159	31.546		236	38	1:30.433	22.815	236	40.098	154	27.520	206	236
19	2:35.665	1:27.868	232	40.138	159	27.659	204	232	39	1:31.644	23.086	237	39.918	156	28.640	206	237
20	1:30.121	23.014	237	39.596	163	27.511	206	237	40	1:30.499	22.937	236	39.935	157	27.627	207	236

82 Ineichen, CHE / Perera, FRA

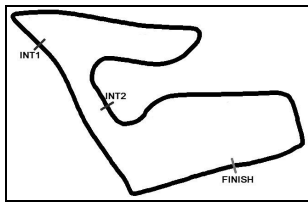
theoretical besttime: 1:30.177

1	1:42.946	28.910	231	41.957	165	32.079	133	231	21	1:30.267	22.803	237	39.724	167	27.740	206	237
2	2:14.519	39.066	130	54.120	113	41.333	129	130	22	1:34.567	22.932	236	39.899	167	31.736		236
3	2:05.385	39.187	146	47.797	129	38.401	204	146	23	2:36.960	1:28.171	230	40.400	162	28.389	204	230
4	1:31.646	23.054	237	40.780	167	27.812	206	237	24	1:31.870	23.249	232	40.380	164	28.241	204	232
5	1:32.026	23.038	238	41.059	162	27.929	205	238	25	1:31.250	23.117	234	40.199	167	27.934	204	234
6	1:30.956	22.819	236	40.486	165	27.651	206	236	26	1:31.207	23.076	234	40.080	161	28.051	204	234
7	1:30.445	22.809	236	39.924	167	27.712	206	236	27	1:31.155	23.125	234	40.133	166	27.897	205	234
8	1:30.861	23.004	236	40.041	163	27.816	206	236	28	1:31.088	23.074	235	40.031	163	27.983	205	235
9	1:30.958	22.855	239	40.381	164	27.722	206	239	29	1:30.964	23.008	235	39.957	160	27.999	205	235
10	1:30.396	22.860	237	39.877	165	27.659	206	237	30	1:30.947	22.960	234	40.065	162	27.922	204	234
11	1:30.712	22.915	238	40.121	168	27.676	206	238	31	1:31.380	23.024	234	40.244	165	28.112	203	234
12	1:30.760	22.853	238	40.155	167	27.752	206	238	32	1:31.503	23.176	234	40.241	162	28.086	205	234
13	1:30.387	22.820	238	39.876	167	27.691	206	238	33	1:31.332	23.082	233	40.066	167	28.184	204	233
14	1:30.524	22.802	238	39.975	167	27.747	206	238	34	1:31.313	22.973	234	40.209	161	28.131	204	234
15	1:30.893	23.045	237	39.933	167	27.915	206	237	35	1:31.436	23.104	234	40.194	162	28.138	204	234
16	1:30.498	22.941	237	39.730	168	27.827	206	237	36	1:31.536	23.063	234	40.346	159	28.127	204	234
17	1:30.593	22.837	237	39.972	164	27.784	206	237	37	1:31.310	22.940	235	40.129	165	28.241	204	235
18	1:30.737	22.849	237	39.971	164	27.917	206	237	38	1:31.342	23.066	235	40.110	163	28.166	205	235
19	1:30.597	22.881	237	39.815	165	27.901	206	237	39	1:31.329	22.967	235	40.276	161	28.086	204	235
20	1:30.757	22.836	237	39.958	163	27.963	206	237	40	1:33.330	23.131	235	40.422	164	29.777	201	235

99 Keilwitz, DEU / Martin, BEL

theoretical besttime: 1:30.347

1	1:37.908	27.603	231	41.272	164	29.033	186	231	21	1:31.909	23.147	235	40.563	164	28.199	204	235
2	2:11.715	34.594	178	56.287	86	40.834	144	178	22	1:31.848	23.120	236	40.844	160	27.884	204	236
3	2:10.230	38.367	177	49.140	137	42.723	202	177	23	1:31.919	23.054	237	40.615	161	28.250	202	237
4	1:31.719	23.295	234	40.518	164	27.906	204	234	24	1:31.342	23.265	234	40.216	166	27.861	202	234
5	1:30.927	23.005	236	40.129	165	27.793	203	236	25	1:31.094	23.109	235	40.224	166	27.761	204	235
6	1:30.721	23.000	235	39.944	172	27.777	203	235	26	1:31.343	23.238	234	40.131	166	27.974	203	234
7	1:30.511	22.947	235	39.837	173	27.727	203	235	27	1:31.339	23.254	235	40.252	165	27.833	204	235
8	1:30.564	22.971	235	39.949	169	27.644	204	235	28	1:31.479	23.205	236	40.468	164	27.806	204	236
9	1:30.422	22.985	234	39.851	170	27.586	205	234	29	1:31.173	23.108	236	40.261	166	27.804	204	236
10	1:30.508	22.944	235	39.998	170	27.566	205	235	30	1:31.224	23.056	235	40.321	166	27.847	205	235
11	1:30.644	23.039	234	39.907	169	27.698	205	234	31	1:31.274	23.132	236	40.244	164	27.898	203	236
12	1:30.702	23.028	234	40.000	170	27.674	205	234	32	1:31.331	23.150	234	40.232	163	27.949	205	234
13	1:30.652	22.991	234	39.959	169	27.702	204	234	33	1:31.577	23.190	233	40.368	163	28.019	205	233
14	1:31.030	23.101	234	40.163	168	27.766	203	234	34	1:31.348	23.097	234	40.363	161	27.888	205	234
15	1:30.985	23.052	235	40.038	166	27.895	204	235	35	1:31.558	23.256	234	40.239	165	28.063	202	234
16	1:31.059	23.170	234	40.103	171	27.786	204	234	36	1:31.613	23.255	234	40.472	163	27.886	204	234
17	1:31.415	23.118	233	40.282	166	28.015	204	233	37	1:31.543	23.253	235	40.399	164	27.891	205	235
18	1:35.251	23.128	235	40.327	168	31.796		235	38	1:31.465	23.168	235	40.346	167	27.951	204	235
19	2:37.095	1:28.915	231	40.297	167	27.883	204	231	39	1:31.337	23.112	236	40.338	163	27.887	204	236
20	1:31.003	23.232	234	40.035	167	27.736	204	234	40	1:31.798	23.234	235	40.485	162	28.079	203	235



ADAC GT Masters

Top speed list Race 2

Provisional



Red Bull Ring, Length: 4318m

Air temperature: 30.72°C

Track temperature: 40.46°C

Weather condition: Dry

Reg. Nr.: Amf-CR08/2019

Sunday, June 9, 2019 13:05:00

#	Name (NAT)	Team	Car name	Speed	Lap	Race time
14	Nicolai Sylvest (DNK)	MRS GT-Racing (DEU)	BMW M6 GT3	239.73	39	1:00:21.054
82	Franck Perera (FRA)	ORANGE1 by GRT Grasser (AUT)	Lamborghini Huracan GT3 EVO	239.20	9	14:01.639
77	Markus Pommer (DEU)	Callaway Competition (DEU)	Corvette C7 GT3-R	238.66	32	49:26.385
13	Sven Barth (DEU)	RWT Racing (AUT)	Corvette C7 GT3-R	238.66	39	1:00:41.272
28	Ricardo Feller (CHE)	Montaplast by Land-Motorsport (DEU)	Audi R8 LMS GT3	238.14	27	42:29.478
47	Indy Dontje (NLD)	MANN-FILTER Team HTP (DEU)	Mercedes-AMG GT3	238.14	39	1:00:05.216
20	Kelvin Snoeks (NLD)	Team ZAKSPEED BKK Mobil Oil Racing (DEU)	Mercedes-AMG GT3	237.61	15	23:15.905
99	Daniel Keilwitz (DEU)	PROpeak Performance	Aston Martin Vantage AMR GT3	237.61	23	36:21.872
18	Adrien de Leener (BEL)	KÜS TEAM75 Bernhard (DEU)	Porsche 911 GT3 R	237.61	31	48:35.122
33	Filip Salaquarda (CZE)	Team ISR (CZE)	Audi R8 LMS GT3	237.61	31	48:49.887
36	Marvin Dienst (DEU)	Schütz Motorsport (DEU)	Mercedes-AMG GT3	237.61	39	1:01:02.009
29	Christopher Mies (DEU)	Montaplast by Land-Motorsport (DEU)	Audi R8 LMS GT3	237.09	4	6:23.679
63	Mirko Bortolotti (ITA)	ORANGE1 by GRT Grasser (AUT)	Lamborghini Huracan GT3 EVO	237.09	27	42:20.537
21	Lucas Auer (AUT)	Team ZAKSPEED BKK Mobil Oil Racing (DEU)	Mercedes-AMG GT3	237.09	39	1:00:48.192
48	Philip Ellis (GBR)	MANN-FILTER Team HTP (DEU)	Mercedes-AMG GT3	236.57	8	12:29.475
19	Marco Mapelli (ITA)	ORANGE1 by GRT Grasser (AUT)	Lamborghini Huracan GT3 EVO	236.05	5	7:58.009
17	Timo Bernhard (DEU)	KÜS TEAM75 Bernhard (DEU)	Porsche 911 GT3 R	236.05	6	9:30.635
26	Frederic Vervisch (BEL)	BWT Mücke Motorsport (DEU)	Audi R8 LMS GT3	236.05	15	23:16.044
31	Patric Niederhauser (CHE)	HCB-Rutronik-Racing	Audi R8 LMS GT3	236.05	26	40:36.935
3	Maximilian Hackländer (DEU)	Aust Motorsport (DEU)	Audi R8 LMS GT3	235.53	4	6:25.741
69	Lucas Lühr (DEU)	Iron Force Racing	Porsche 911 GT3 R	235.53	5	7:58.867
1	Thomas Preining (AUT)	Precote Herberth Motorsport (DEU)	Porsche 911 GT3 R	235.53	10	15:21.533
11	Pierre Kaffer (DEU)	FFP Car Collection by TECE	Audi R8 LMS GT3	235.02	13	20:13.073
25	Jeffrey Schmidt (CHE)	BWT Mücke Motorsport (DEU)	Audi R8 LMS GT3	235.02	31	48:34.841
24	Markus Winkelhock (DEU)	BWT Mücke Motorsport (DEU)	Audi R8 LMS GT3	234.50	1	29.560
4	Stephane Tribaudini (FRA)	Aust Motorsport (DEU)	Audi R8 LMS GT3	234.50	8	12:41.724
7	Luca Ludwig (DEU)	HB Racing (AUT)	Ferrari 488 GT3	233.49	4	6:23.498