



ADAC GT4 Germany

Result List Qualifying 2



Provisional

Reg. Nr.: Amf-CR08/2019

Amended
9.6.2019 - 12:22

Red Bull Ring, Length: 4318m

Air temperature: 24.23°C

Track temperature: 32.19°C

Weather condition: Dry

Sunday, June 9, 2019 9:15:00

started : 20 classified : 20 not classified : 0

	Nr. Drivers	Sponsor	Lap	Best Time	Gap	Diff	Kph	Day Time
	Cl. Car	Competitor						
1	94 F.von der Laden(DEU)/A.Valente(CHE) McLaren 570s GT4	Team GT	6	1:37.202			159.9	9:26:49
2	17 H.Hadergasser(DEU)/H.Still(DEU) T Porsche Cayman GT4	KÜS TEAM75 Bernhard	6	1:37.300	0.098	0.098	159.7	9:26:45
3	7 M.Zug(DEU)/G.Piana(ITA) J BMW M4 GT4	RN Vision STS	6	1:37.377	0.175	0.077	159.6	9:26:27
4	2 M.Schrey(DEU)/T.Jäger(AUT) BMW M4 GT4	Hofer Racing by Bonk Motorsport	4	1:37.499	0.297	0.122	159.4	9:22:40
5	22 J.Kasperlik(DEU)/L.Kern(DEU) T Porsche Cayman GT4	Team Allied-Racing	10	1:37.534	0.332	0.035	159.3	9:35:29
6	3 M.Fischer(AUT)/C.Hürtgen(DEU) BMW M4 GT4	Hofer Racing by Bonk Motorsport	6	1:37.552	0.350	0.018	159.3	9:26:03
7	11 O.Mayer(DEU)/J.Springob(DEU) J Mercedes-AMG GT4	Bremotion	8	1:37.599	0.397	0.047	159.2	9:32:19
8	69 P.Dörr(DEU)/D.Trebing(USA) J McLaren 570s GT4	Dörr Motorsport	5	1:37.637	0.435	0.038	159.2	9:24:27
9	23 L.Kraihamer(AUT)/R.Kofler(AUT) KTM X-Bow GT4	True Racing	4	1:37.644	0.442	0.007	159.1	9:25:51
10	33 C.Fagg(GBR)/M.Benyahia(MAR) J McLaren 570s GT4	Team GT	5	1:37.847	0.645	0.203	158.8	9:23:36
11	99 H.Owega(DEU)/J.Owega(DEU) J Mercedes-AMG GT4	GetSpeed Performance	11	1:37.894	0.692	0.047	158.7	9:36:00
12	48 L.Trefz(DEU)/M.Haber(AUS) J Mercedes-AMG GT4	Leipert Motorsport	9	1:38.004	0.802	0.110	158.6	9:36:21
13	21 C.Schöll(AUT)/G.van Parijs(BEL) Porsche Cayman GT4	Team Allied-Racing	5	1:38.048	0.846	0.044	158.5	9:25:05
14	5 P.Stalidzane(DEU)/N.Rindlisbacher(CHE) J Audi R8 LMS GT4	Hella Pagid - racing one Racing One	3	1:38.070	0.868	0.022	158.5	9:24:35
15	6 M.Lungstrass(DEU)/M.Beckhusen(DEU) J Audi R8 LMS GT4	Racing One	4	1:38.099	0.897	0.029	158.4	9:22:17
16	24 M.Siljehaug(NOR)/E.Angermayr(AUT) J KTM X-Bow GT4	Felbermayr Reiter	6	1:38.102	0.900	0.003	158.4	9:28:17
17	14 S.Grotstollen(DEU)/G.Braun(DEU) T BMW M4 GT4	MRS Besagroup Racing	5	1:38.253	1.051	0.151	158.2	9:24:22
18	36 M.Suabo(DEU)/A.Woller(DEU) T Mercedes-AMG GT4	Schütz Motorsport	5	1:38.634	1.432	0.381	157.6	9:25:21
19	66 D.Davidovac(DEU)/F.Dziwok(POL) T Porsche Cayman GT4	HP Racing International	6	1:40.254	3.052	1.620	155.0	9:26:27
20	15 T.Tekaat(DEU)/F.Kovac(CRO) T BMW M4 GT4	MRS Besagroup Racing	9	1:40.494	3.292	0.240	154.6	9:31:18

Disqualified

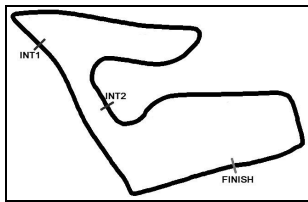
19	J.Viebahn(DEU)/J.Lappalainen(FIN) T Aston Martin Vantage AMR GT4	PROpeak Performance
59	F.Martin-Dye(GBR)/T.Krebs(DNK) McLaren 570s GT4	Dörr Motorsport
18	F.Thoma(CHE)/J.Lesoudier(FRA) Aston Martin Vantage AMR GT4	PROpeak Performance

Did not start

77	L.Wankmüller(DEU)/T.Heinemann(DEU) J Mercedes-AMG GT4	HP Racing International
----	--	-------------------------

Following race director decision cancellation of the relevant lap time for car no. 94, 5, 2, 59, 48, 33, 24, 18, 21, 19, 14, 66, 36, 6, 23

Following stewards decision no. 370 disqualification for car no. 59 with the permission to start at the end of the grid in race 2



ADAC GT4 Germany

Result List Qualifying 2



Provisional

Reg. Nr.: Amf-CR08/2019

Amended
9.6.2019 - 12:22

Red Bull Ring, Length: 4318m

Air temperature: 24.23°C

Track temperature: 32.19°C

Weather condition: Dry

Sunday, June 9, 2019 9:15:00

started : 20 classified : 20 not classified : 0

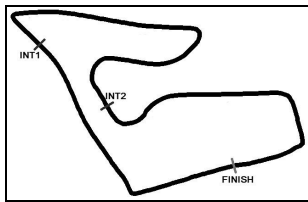
Nr. Drivers	Sponsor	Lap	Best Time	Gap	Diff	Kph	Day Time
Cl. Car	Competitor						

Following stewards decision no. 373 disqualification for car no. 19 with the permission to start at the end of the grid in race 2

Following stewards decision no. 374 disqualification for car no. 18 with the permission to start at the end of the grid in race 2

Subject to final scrutineering!

Publication time:	Clerk of the Course: Andy Meklau	Timekeeper: Steffen Ruhl
-------------------	----------------------------------	--------------------------



ADAC GT4 Germany

Sector List Qualifying 2



Provisional

Reg. Nr.: Amf-CR08/2019

Red Bull Ring, Length: 4318m

Air temperature: 24.23°C

Track temperature: 32.19°C

Weather condition: Dry

Sunday, June 9, 2019 9:15:00

Lap	Time	SE1	SP1	SE2	SP2	SE3	SP3	TSP	Lap	Time	SE1	SP1	SE2	SP2	SE3	SP3	TSP
2	Schrey, DEU / Jäger, AUT								theoretical besttime: 1:37.244								
1	2:29.225	51.705	138	58.299	104	39.221	153	138	6	1:37.789	24.741	219	42.831	162	30.217	190	219
2	1:52.706	30.419	178	49.449	129	32.838	185	178	7	1:37.533	24.758	218	42.702	165	30.073	190	218
3	1:40.927	25.358	217	45.295	143	30.274	189	217	8	1:56.319	24.692	219	54.854	142	36.773		219
4	1:37.499	24.709	217	42.768	162	30.022	189	217	9	2:47.966	1:33.082	216	43.532	148	31.352	190	216
5	1:39.481	24.640	218	44.239	140	30.602	189	218	10	1:37.508	24.601	221	42.621	163	30.286	190	221
5	1:37.677	24.777	219	42.719	163	30.181	189	219									

3	Fischer, AUT / Hürtgen, DEU								theoretical besttime: 1:37.300								
1	2:26.808	48.607	158	58.186	78	40.015	149	158	7	1:43.025	24.588	221	42.642	159	35.795		221
2	1:59.813	30.884	163	54.635	103	34.294	185	163	8	2:47.129	1:33.844	214	43.038	152	30.247	190	214
3	1:39.781	25.164	217	43.418	140	31.199	189	217	9	1:37.673	24.766	218	42.780	150	30.127	189	218
4	1:37.680	24.799	218	42.794	155	30.087	189	218	10	1:38.190	24.789	219	42.806	159	30.595	190	219
5	1:41.417	24.787	219	43.695	136	32.935	189	219	11	1:37.866	24.722	219	43.048	146	30.096	190	219
6	1:37.552	24.671	219	42.811	156	30.070	189	219									

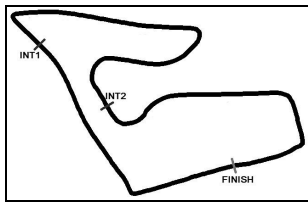
5	Stalidzane, DEU / Rindlisbacher, CHE								theoretical besttime: 1:38.070								
1	2:45.170	1:17.531	135	53.686	130	33.953	183	135	5	1:37.638	25.001	214	42.736	157	29.901	188	214
2	1:54.610	25.985	212	49.507	78	39.118	184	212	5	2:51.085	25.254	207	44.307	136	1:41.524		207
3	1:38.592	25.181	213	43.124	157	30.287	186	213	6	2:03.382	46.791	189	45.282	140	31.309	186	189
3	1:38.110	25.071	215	42.987	151	30.052	188	215	7	1:47.379	25.091	214	43.003	159	39.285		214
3	1:38.070	25.021	214	42.886	159	30.163	184	214	8					60			
4	1:58.624	32.092	137	54.009	145	32.523	186	137									

6	Lungstrass, DEU / Beckhusen, DEU								theoretical besttime: 1:37.881								
1	2:13.026	42.818	143	53.725	118	36.483	159	143	7	1:49.027	24.960	215	44.645	123	39.422		215
2	1:46.743	28.274	208	46.953	136	31.516	185	208	8	3:42.884	2:28.464	207	43.638	147	30.782	188	207
3	1:38.962	25.243	215	43.347	146	30.372	187	215	9	1:39.003	24.921	214	43.555	140	30.527	189	214
4	1:38.099	24.993	214	42.848	149	30.258	187	214	9	1:38.562	24.954	215	43.529	145	30.079	188	215
5	1:43.777	24.960	215	48.395	143	30.422	188	215	10	1:51.368	25.087	214	49.440	127	36.841	151	214
6	1:39.558	24.985	215	43.345	142	31.228	187	215	10		30.826	166	50.362	110			166

7	Zug, DEU / Piana, ITA								theoretical besttime: 1:37.200								
1	2:40.609	1:06.280	145	54.024	123	40.305	105	145	7	1:37.819	24.964	217	42.774	159	30.081	190	217
2	2:16.142	43.061	142	54.102	135	38.979	187	142	8	1:37.452	24.764	217	42.561	162	30.127	189	217
3	1:38.133	25.084	215	42.932	151	30.117	189	215	9	1:49.426	24.722	218	46.439	151	38.265		218
4	1:37.560	24.806	216	42.588	159	30.166	188	216	10	2:24.243	1:09.004	214	43.288	151	31.951	188	214
5	1:37.453	24.817	217	42.617	160	30.019	188	217	11	1:37.564	24.764	218	42.582	157	30.218	189	218
6	1:37.377	24.686	217	42.495	161	30.196	190	217									

11	Mayer, DEU / Springob, DEU								theoretical besttime: 1:37.545								
1	5:41.582	4:04.805	140	1:00.181	118	36.596	160	140	6	1:41.586	24.936	214	43.226	144	33.424	187	214
2	1:45.294	27.987	208	46.012	160	31.295	185	208	7	1:37.737	24.852	215	42.735	170	30.150	188	215
3	1:39.105	25.149	215	43.362	168	30.594	187	215	8	1:37.599	24.812	216	42.734	165	30.053	188	216
4	1:38.261	24.999	215	43.015	165	30.247	188	215	9	1:47.502	24.842	216	42.680	168	39.980		216
5	1:38.057	24.827	216	42.771	166	30.459	186	216	10								

14	Grotstollen, DEU / Braun, DEU								theoretical besttime: 1:38.244								
1	2:30.115	54.686	186	55.996	95	39.433	146	186	7	1:38.215	24.690	218	43.048	154	30.477	189	218
2	1:53.646	30.144	166	51.492	133	32.010	184	166	7	1:38.972	24.951	217	43.658	159	30.363	189	217
3	1:40.786	25.822	210	44.380	148	30.584	189	210	8	1:39.429	24.962	217	43.762	146	30.705	188	217
4	1:38.971	25.237	216	43.199	157	30.535	190	216	9	1:39.729	25.165	217	43.592	150	30.972	189	217
5	1:38.253	24.843	217	43.152	146	30.258	189	217	9	1:40.855	25.242	217	43.455	149	32.158	189	217
6	1:38.501	24.834	218	43.157	152	30.510	190	218	10	1:38.740	24.940	217	43.451	149	30.349	189	217



ADAC GT4 Germany

Sector List Qualifying 2



Provisional

Reg. Nr.: Amf-CR08/2019

Red Bull Ring, Length: 4318m

Air temperature: 24.23°C

Track temperature: 32.19°C

Weather condition: Dry

Sunday, June 9, 2019 9:15:00

Lap	Time	SE1	SP1	SE2	SP2	SE3	SP3	TSP	Lap	Time	SE1	SP1	SE2	SP2	SE3	SP3	TSP
15	Tekaat, DEU / Kovac, CRO								theoretical besttime: 1:39.965								
1	2:34.017	59.983	149	55.269	112	38.765	175	149	7	1:40.975	25.705	215	43.828	152	31.442	183	215
2	1:53.635	30.297	141	49.713	126	33.625	183	141	8	1:40.651	25.555	214	43.754	159	31.342	183	214
3	1:43.151	25.858	215	45.678	144	31.615	183	215	9	1:40.494	25.494	215	43.983	157	31.017	185	215
4	1:42.445	25.893	215	44.566	145	31.986	182	215	10	1:40.609	25.219	216	43.729	156	31.661	182	216
5	1:41.216	25.591	215	43.910	156	31.715	183	215	11	1:47.738	25.378	216	43.847	154	38.513	181	216
6	1:41.279	25.743	216	44.094	158	31.442	182	216	12	1:41.205	25.593	216	44.426	146	31.186	182	216

17	Hadergasser, DEU / Still, DEU								theoretical besttime: 1:37.300								
1	3:14.663	1:31.837	86	1:09.417	133	33.409	170	86	5	1:37.536	24.821	216	42.710	160	30.005	188	216
2	1:59.838	30.748	154	54.112	98	34.978	187	154	6	1:37.300	24.734	216	42.659	164	29.907	188	216
3	1:37.819	24.854	214	42.939	157	30.026	188	214	7	1:51.513	24.890	215	46.629	135	39.994		215
4	1:37.543	24.795	216	42.769	156	29.979	188	216	8					64			

18	Thoma, CHE / Lesoudier, FRA								theoretical besttime: 1:38.930								
1	2:42.328	1:11.325	139	52.529	123	38.474	87	139	6	1:39.945	25.187	213	44.040	150	30.718	186	213
2	2:15.825	43.328	140	54.020	126	38.477	185	140	6	1:39.233	25.391	212	43.509	149	30.333	186	212
3	1:40.267	25.507	211	43.981	142	30.779	185	211	7	1:39.157	25.107	212	43.643	152	30.407	186	212
4	1:39.543	25.275	212	43.649	150	30.619	183	212	8	1:57.757	27.494	162	49.746	132	40.517		162
5	1:39.255	25.088	212	43.557	150	30.610	186	212	9					52			

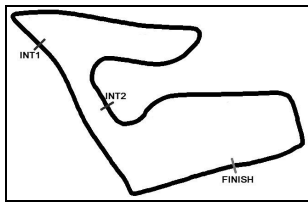
19	Viebahn, DEU / Lappalainen, FIN								theoretical besttime: 1:37.521								
1	2:33.135	56.290	103	58.351	107	38.494	155	103	7	1:37.620	24.814	214	42.892	155	29.914	188	214
2	1:55.458	30.612	147	51.191	119	33.655	184	147	7	1:51.666	28.248	143	53.127	127	30.291	187	143
3	1:39.755	25.204	214	43.898	142	30.653	187	214	7	1:37.696	24.868	213	42.867	157	29.961	187	213
4	1:37.926	24.995	213	42.909	156	30.022	186	213	8	1:37.763	24.764	213	42.997	158	30.002	187	213
5	1:37.787	24.881	213	42.797	159	30.109	187	213	9	1:45.367	24.763	214	43.127	158	37.477		214
6	1:37.702	24.839	213	42.798	160	30.065	187	213	10					52			

21	Schöll, AUT / van Parijs, BEL								theoretical besttime: 1:38.048								
1	3:06.452	1:33.164	118	57.725	135	35.563		118	6	1:38.634	24.885	217	43.304	160	30.445	187	217
2	2:03.461	31.161	152	49.986	153	42.314	184	152	7	1:38.247	24.878	216	43.237	159	30.132	189	216
3	1:38.967	25.090	215	43.487	156	30.390	186	215	8	2:04.071	25.960	169	1:02.477	103	35.634	188	169
4	1:38.488	25.017	216	43.161	156	30.310	187	216	9	1:38.325	24.910	216	43.209	154	30.206	188	216
5	1:38.048	24.844	216	43.109	157	30.095	188	216	10	1:55.440	27.424	166	48.995	142	39.021		166
6	1:40.366	24.975	215	45.255	160	30.136	189	215									

22	Kasperlik, DEU / Kern, DEU								theoretical besttime: 1:37.476								
1	2:10.134	38.228	144	55.117	123	36.789	171	144	6	1:37.914	24.856	217	42.780	165	30.278	188	217
2	1:47.577	27.908	198	46.258	157	33.411	186	198	7	1:50.999	25.501	185	46.637	143	38.861		185
3	1:38.385	25.059	217	42.994	162	30.332	188	217	8	4:46.693	3:33.137	213	43.172	166	30.384	190	213
4	1:38.132	24.610	218	42.670	163	30.852	188	218	9	1:37.999	24.922	217	42.711	164	30.366	188	217
5	1:43.197	25.096	217	46.749	132	31.352	188	217	10	1:37.534	24.668	219	42.601	164	30.265	189	219

23	Kraihamer, AUT / Kofler, AUT								theoretical besttime: 1:37.536								
1	5:48.889	4:17.874	183	58.683	133	32.332	177	183	7	1:38.785	25.317	207	42.876	153	30.592	186	207
2	1:46.465	25.837	205	48.123	131	32.505	184	205	8	1:44.905	25.147	208	49.491	139	30.267	187	208
3	1:38.172	25.410	207	42.994	161	29.768	185	207	9	1:37.701	25.082	209	42.751	156	29.868	185	209
4	1:37.644	25.130	208	42.758	152	29.756	185	208	10	1:37.783	25.108	209	42.811	155	29.864	184	209
5	1:41.133	25.086	209	42.698	156	33.349	166	209	10		30.338	170	53.273	117			170
6	1:53.035	28.955	169	52.176	135	31.904	185	169									

24	Siljehaug, NOR / Angermayr, AUT								theoretical besttime: 1:37.828								
1	3:24.738	2:00.813	199	49.213	129	34.712	183	199	6	1:38.102	25.140	209	42.914	150	30.048	186	209
2	1:40.741	25.642	206	44.201	144	30.898	185	206	7	1:42.958	25.088	210	47.453	138	30.417	186	210
3	1:38.688	25.291	207	43.386	150	30.011	185	207	8	1:38.154	25.099	208	43.229	157	29.826	185	208
4	1:38.264	25.273	207	43.059	152	29.932	185	207	9	1:38.216	25.156	208	43.165	150	29.895	186	208
5	1:38.184	25.116	209	43.056	150	30.012	184	209	10	1:38.351	25.141	209	43.136	152	30.074	185	209
5	1:38.323	25.209	209	43.102	152	30.012	186	209	11	1:49.232	25.219	209	43.846	132	40.167		209



ADAC GT4 Germany

Sector List Qualifying 2



Provisional

Reg. Nr.: Amf-CR08/2019

Red Bull Ring, Length: 4318m

Air temperature: 24.23°C

Track temperature: 32.19°C

Weather condition: Dry

Sunday, June 9, 2019 9:15:00

Lap	Time	SE1	SP1	SE2	SP2	SE3	SP3	TSP	Lap	Time	SE1	SP1	SE2	SP2	SE3	SP3	TSP
-----	------	-----	-----	-----	-----	-----	-----	-----	-----	------	-----	-----	-----	-----	-----	-----	-----

33 Fagg, GBR / Benyahia, MAR

theoretical besttime: 1:37.799

1	1:55.928	36.209	187	47.897	134	31.822	187	187	6	4:38.096	24.838	218	42.921	155	30.337	190	218
2	1:40.425	25.577	215	44.131	146	30.717	190	215	6	1:59.937	28.427	95	59.652	123	31.858	188	95
3	1:43.764	26.518	145	46.917	147	30.329	191	145	7	1:38.948	25.083	216	43.412	147	30.453	192	216
4	1:38.104	24.828	218	43.146	150	30.130	191	218	8	4:38.227	24.789	218	43.218	149	30.220	192	218
5	1:37.847	24.775	218	43.026	156	30.046	192	218	8	1:55.288	24.727	219	43.756	145	46.805		219
6	4:37.859	24.690	219	43.019	152	30.150	192	219	9								

36 Suabo, DEU / Woller, DEU

theoretical besttime: 1:38.350

1	3:21.112	1:40.308	125	1:02.437	98	38.367	139	125	5	1:38.634	25.297	214	43.164	150	30.173	187	214
2	1:58.549	30.840	160	52.129	117	35.580	186	160	6	1:38.673	25.013	216	43.449	147	30.211	188	216
3	1:43.778	25.409	192	47.963	139	30.406	187	192	7	4:46.139	25.098	215	43.786	138	37.255		215
4	1:39.202	25.451	214	43.502	139	30.249	188	214	7		7:50.130	166	53.109	108			166

48 Trefz, DEU / Haber, AUS

theoretical besttime: 1:37.759

1	6:15.961	4:47.757	168	49.767	142	38.437	181	168	5	1:46.314	25.190	213	48.004	133	33.120	188	213
2	1:39.989	25.850	211	43.758	151	30.381	186	211	6	1:38.010	24.954	215	42.931	158	30.125	187	215
3	4:44.262	26.359	204	45.169	154	32.734	187	204	7	1:38.015	24.938	213	42.976	159	30.101	188	213
3	1:38.422	25.004	215	43.166	156	30.252	188	215	8	1:43.568	24.937	214	43.845	129	34.786	187	214
4	1:38.550	24.935	214	43.176	153	30.439	184	214	9	1:38.004	25.111	213	43.000	162	29.893	188	213

59 Martin-Dye, GBR / Krebs, DNK

theoretical besttime: 1:37.847

1	2:41.457	1:08.458	121	53.355	96	39.644	87	121	5	4:38.083	24.787	219	42.913	148	30.383	189	219
2	2:15.903	43.320	128	54.096	122	38.487	190	128	5	1:52.108	24.891	219	44.920	142	42.297		219
3	1:37.966	24.821	218	43.000	150	30.145	192	218	6	6:01.119	4:47.603	215	43.304	150	30.212	191	215
4	1:38.516	25.305	216	42.912	146	30.299	191	216	7	1:38.375	24.790	219	43.190	146	30.395	189	219
5	4:37.834	24.754	219	42.836	153	30.244	190	219									

66 Davidovac, DEU / Dziwok, POL

theoretical besttime: 1:39.759

1	2:57.469	1:28.384	153	53.411	113	35.674	177	153	7	4:41.075	25.971	213	44.001	150	31.103	184	213
2	1:47.325	27.244	188	46.121	133	33.960	182	188	7	1:40.924	25.638	213	44.117	147	31.169	183	213
3	1:41.142	25.580	212	44.234	145	31.328	183	212	8	1:48.486	25.719	213	44.839	135	37.928		213
4	1:40.570	25.388	212	44.197	148	30.985	183	212	9	2:53.441	1:36.702	201	45.603	138	31.136	184	201
5	1:40.451	25.622	212	44.154	148	30.675	185	212	10	1:50.147	25.675	213	43.874	149	40.598		213
6	1:40.254	25.470	213	43.696	154	31.088	183	213									

69 Dörr, DEU / Trebing, USA

theoretical besttime: 1:37.538

1	2:32.290	55.096	116	58.924	106	38.270	163	116	6	2:08.786	25.505	155	53.675	138	49.606		155
2	2:00.754	33.374	125	51.534	91	35.846	190	125	7	3:40.383	2:26.381	187	43.713	150	30.289	193	187
3	1:38.641	25.146	220	43.406	150	30.089	192	220	8	1:37.881	24.728	221	42.765	155	30.388	192	221
4	1:37.986	24.689	221	43.058	154	30.239	191	221	9	1:37.974	24.716	221	42.864	152	30.394	190	221
5	1:37.637	24.769	221	42.760	153	30.108	193	221	10	2:20.045	29.899	136	56.674	88	53.472		136

94 von der Laden, DEU / Valente, CHE

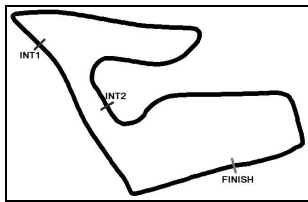
theoretical besttime: 1:37.123

1	1:58.847	37.530	185	48.921	133	32.396	185	185	6	1:37.202	24.404	224	42.717	154	30.081	194	224
2	1:41.299	25.993	216	44.154	144	31.152	192	216	7	1:47.852	24.483	224	48.424	130	34.945	192	224
3	4:38.702	24.978	220	42.878	160	30.846	191	220	8	1:38.517	24.817	222	43.130	154	30.570	192	222
3	1:37.860	24.744	221	42.808	159	30.308	193	221	9	1:39.595	24.622	222	43.071	152	31.902	193	222
4	1:37.697	24.479	222	42.825	160	30.393	193	222	10	1:44.649	24.757	224	42.876	156	37.016		224
5	1:37.515	24.528	223	42.638	163	30.349	193	223	11								

99 Omega, DEU / Omega, DEU

theoretical besttime: 1:37.800

1	2:07.480	45.556	185	48.476	141	33.448	164	185	7	1:42.965	24.916	214	43.475	156	34.574		214
2	1:45.754	28.185	201	45.449	150	32.120	184	201	8	3:55.764	2:42.507	209	43.123	160	30.134	188	209
3	1:38.920	25.255	212	43.286	156	30.379	184	212	9	1:38.110	24.949	214	43.122	158	30.039	187	214
4	1:38.326	25.060	212	42.957	156	30.309	185	212	10	1:38.041	24.947	214	42.948	158	30.146	186	214
5	1:38.262	24.984	213	42.917	155	30.361	185	213	11	1:37.894	24.945	214	42.845	161	30.104	186	214
6	1:38.032	24.938	213	42.910	157	30.184	187	213									



ADAC GT4 Germany

Sector List Qualifying 2

Provisional

Reg. Nr.: Amf-CR08/2019

Sunday, June 9, 2019 9:15:00



Red Bull Ring, Length: 4318m

Air temperature: 24.23°C

Track temperature: 32.19°C

Weather condition: Dry

Lap	Time	SE1	SP1	SE2	SP2	SE3	SP3	TSP	Lap	Time	SE1	SP1	SE2	SP2	SE3	SP3	TSP
-----	------	-----	-----	-----	-----	-----	-----	-----	-----	------	-----	-----	-----	-----	-----	-----	-----



ADAC GT4 Germany

Top speed list Qualifying 2

Provisional

Reg. Nr.: Amf-CR08/2019

Sunday, June 9, 2019 9:15:00



Red Bull Ring, Length: 4318m

Air temperature: 24.23°C

Track temperature: 32.19°C

Weather condition: Dry

#	Name (NAT)	Team	Car name	Speed	Lap	Race time
94	Felix von der Laden (DEU)	Team GT	McLaren 570s GT4	224.25	6	10:36.324
2	Thomas Jäger (AUT)	Hofer Racing by Bonk Motorsport	BMW M4 GT4	221.48	10	19:21.723
69	Dennis Trebing (USA)	Dörr Motorsport	McLaren 570s GT4	221.02	4	6:36.374
3	Claudia Hürtgen (DEU)	Hofer Racing by Bonk Motorsport	BMW M4 GT4	221.02	7	11:27.639
33	Michael Benyahia (MAR)	Team GT	McLaren 570s GT4	219.67	8	17:33.862
59	Thomas Krebs (DNK)	Dörr Motorsport	McLaren 570s GT4	219.67	7	19:47.776
22	Lars Kern (DEU)	Team Allied-Racing (DEU)	Porsche Cayman GT4	219.22	10	19:15.698
7	Gabriele Piana (ITA)	RN Vision STS (DEU)	BMW M4 GT4	218.78	11	19:20.978
14	Georg Braun (DEU)	MRS Besagroup Racing	BMW M4 GT4	218.33	6	9:46.605
21	Glenn van Parijs (BEL)	Team Allied-Racing (DEU)	Porsche Cayman GT4	217.01	6	12:10.667
17	Hendrik Still (DEU)	KÜS TEAM75 Bernhard (DEU)	Porsche Cayman GT4	216.57	5	8:54.684
11	Jan Philipp Springob (DEU)	Bremotion	Mercedes-AMG GT4	216.57	5	11:09.069
15	Franjo Kovac (CRO)	MRS Besagroup Racing	BMW M4 GT4	216.57	11	18:23.850
36	Alexander Woller (DEU)	Schütz Motorsport (DEU)	Mercedes-AMG GT4	216.14	6	10:46.288
6	Mike Beckhusen (DEU)	Racing One (DEU)	Audi R8 LMS GT4	215.71	5	7:41.790
48	Morgan Haber (AUS)	Leipert Motorsport	Mercedes-AMG GT4	215.28	3	10:05.216
19	Joonas Lappalainen (FIN)	PROpeak Performance	Aston Martin Vantage AMR GT4	214.85	3	4:53.797
99	Jusuf Owega (DEU)	GetSpeed Performance	Mercedes-AMG GT4	214.85	7	10:51.690
5	Nico Rindlisbacher (CHE)	Racing One (DEU)	Audi R8 LMS GT4	214.42	3	8:21.503
66	Franz Dziwok (POL)	HP Racing International (DEU)	Porsche Cayman GT4	213.99	10	19:56.812
18	Jeremy Lesoudier (FRA)	PROpeak Performance	Aston Martin Vantage AMR GT4	212.72	4	7:03.695
24	Eike Angermayr (AUT)	Felbermayr Reiter (DEU)	KTM X-Bow GT4	210.64	7	13:42.128
23	Reinhard Kofler (AUT)	True Racing	KTM X-Bow GT4	209.41	9	18:14.110