



ADAC Formel 4

Result List Race 1

Provisional



Red Bull Ring, Length: 4318m

Air temperature: 25.3°C

Track temperature: 32.53°C

Weather condition: Dry

Reg. Nr.: Amf-CR08/2019

Saturday, June 8, 2019 13:15:00

started : 25 classified : 23 not classified : 2

Nr.	Drivers	Team	Laps	Total Time	Gap	Kph	Lap	Time	Kph
Cl.	Car	Competitor							
1	62 D.Hauger(NOR) ADAC Formel 4	(T) Van Amersfoort Racing(NLD) Van Amersfoort Racing	18	30:16.869		153.5	12	1:31.125	170.5
2	28 A.Ghiretti(FRA) ADAC Formel 4	US Racing - CHR(S)(DEU) US Racing - CHR(S)	18	30:17.781	0.912	153.5	12	1:31.660	169.5
3	25 W.Alatalo(FIN) ADAC Formel 4	(T) ADAC Berlin-Brandenburg e.V.(DEU) ADAC Berlin-Brandenburg e.V.	18	30:18.259	1.390	153.7	9	1:31.757	169.4
4	11 A.Famularo(VEN) ADAC Formel 4	Prema Powerteam SRL(ITA) Prema Powerteam SRL	18	30:19.042	2.173	153.5	8	1:31.815	169.3
5	5 G.Petecof(BRA) ADAC Formel 4	(T) Prema Powerteam SRL(ITA) Prema Powerteam SRL	18	30:19.950	3.081	153.6	10	1:31.520	169.8
6	17 A.Leclerc(MCO) ADAC Formel 4	(T) US Racing - CHR(S)(DEU) US Racing - CHR(S)	18	30:20.425	3.556	153.7	15	1:31.929	169.0
7	7 R.Stanek(CZE) R ADAC Formel 4	US Racing - CHR(S)(DEU) US Racing - CHR(S)	18	30:21.424	4.555	153.5	13	1:31.945	169.0
8	4 N.Krütten(DEU) ADAC Formel 4	(T) Van Amersfoort Racing(NLD) Van Amersfoort Racing	18	30:22.509	5.640	153.2	12	1:32.031	168.9
9	10 O.Rasmussen(DNK) ADAC Formel 4	Prema Powerteam SRL(ITA) Prema Powerteam SRL	18	30:22.839	5.970	153.4	13	1:31.818	169.3
10	6 I.Cohen(ISR) ADAC Formel 4	Van Amersfoort Racing(NLD) Van Amersfoort Racing	18	30:23.640	6.771	153.4	12	1:31.658	169.5
11	16 S.Estner(DEU) ADAC Formel 4	Van Amersfoort Racing(NLD) Van Amersfoort Racing	18	30:24.793	7.924	153.2	16	1:32.335	168.3
12	21 T.Pourchaire(FRA) ADAC Formel 4	(T) US Racing - CHR(S)(DEU) US Racing - CHR(S)	18	30:25.858	8.989	153.7	10	1:31.821	169.2
13	44 M.Belov(RUS) ADAC Formel 4	(T) R-ACE GP R-ACE GP	18	30:26.204	9.335	153.5	14	1:32.259	168.4
14	23 J.Edgar(GBR) R ADAC Formel 4	Jenzer Motorsport(CHE) Jenzer Motorsport	18	30:26.791	9.922	153.2	11	1:32.534	167.9
15	2 N.Göhler(DEU) R ADAC Formel 4	ADAC Berlin-Brandenburg e.V.(DEU) ADAC Berlin-Brandenburg e.V.	18	30:27.475	10.606	153.2	15	1:32.690	167.7
16	14 G.Saucy(SUI) ADAC Formel 4	(T) R-ACE GP R-ACE GP	18	30:27.983	11.114	153.7	15	1:32.646	167.7
17	33 J.Salmenautio(FIN) ADAC Formel 4	DRZ Benelli(ITA) DRZ Benelli	18	30:28.887	12.018	153.2	15	1:32.687	167.7
18	24 A.Gnos(CHE) ADAC Formel 4	Jenzer Motorsport(CHE) Jenzer Motorsport	18	30:29.486	12.617	153.2	11	1:32.786	167.5
19	55 R.Meyuhas(ISR) R ADAC Formel 4	CRAM Motorsport(ITA) CRAM Motorsport	18	30:29.916	13.047	153.1	14	1:32.708	167.6
20	15 L.Toth(HUN) ADAC Formel 4	R-ACE GP R-ACE GP	18	30:30.350	13.481	153.1	7	1:33.411	166.4
21	8 L.Alleco Roy(MCO) ADAC Formel 4	Van Amersfoort Racing(NLD) Van Amersfoort Racing	18	30:35.691	18.822	152.5	14	1:32.309	168.3
22	22 G.Carrara(ARG) ADAC Formel 4	Jenzer Motorsport(CHE) Jenzer Motorsport	16	26:34.612	2LAPS	156.2	10	1:32.493	168.0
23	3 P.Aron(EST) R ADAC Formel 4	(T) Prema Powerteam SRL(ITA) Prema Powerteam SRL	16	26:34.948	2LAPS	156.6	14	1:31.709	169.5
Not classified									
32	I.Berets(RUS) ADAC Formel 4	DRZ Benelli(ITA) DRZ Benelli	2	3:17.386	16LAPS	163.7	2	1:34.923	163.7
26	J.Dürksen(PAR) R ADAC Formel 4	(T) ADAC Berlin-Brandenburg e.V.(DEU) ADAC Berlin-Brandenburg e.V.	1	1:40.828	17LAPS				

Fastest lap of the race. Car 62 driver Dennis Hauger on lap 12. Time 1:31.125, average speed 170.5 km/h.



ADAC Formel 4

Result List Race 1

Provisional

Reg. Nr.: Amf-CR08/2019

Saturday, June 8, 2019 13:15:00



Red Bull Ring, Length: 4318m

Air temperature: 25.3°C

Track temperature: 32.53°C

Weather condition: Dry

started : 25 classified : 23 not classified : 2

Nr. Drivers	Team	Laps	Total Time	Gap	Kph	Lap	Time	Kph
Cl. Car	Competitor							

T =nominated for Team Classification

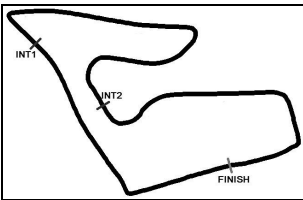
Subject to final scrutineering!		
Publication time:	Clerk of the Course: Andy Meklau	Timekeeper: Steffen Ruhl

ver: 1.0

www.adac.de/motorsport

Page 2/ 2 printed: 8.6.2019 14:00





ADAC Formel 4

Lap Chart Race 1

Provisional

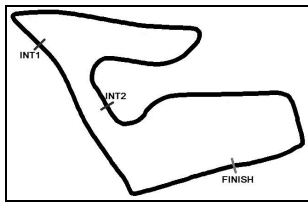


Red Bull Ring, Length: 4318 m

Saturday, June 8, 2019 13:15:00

LapCha	1	2	3	4	5	6	7	8	9	10	11	12	13	14	15	16	17	18	19	20	21	22	23	24	25	26	27	28	29	30	31	32	33	34	35	36	37	38	39	40	41	42	43	44	45														
LAP 1	62	28	11	4	25	5	16	7	26	10	17	6	22	32	23	2	8	55	33	15	44	24	3	21	14																																		
LAP 2	62	28	11	25	4	5	7	16	17	10	6	23	22	32	8	2	55	44	15	33	24	3	21	14																																			
LAP 3	62	28	11	25	4	5	7	17	16	10	6	23	22	8	2	55	44	15	3	21	33	24	14																																				
LAP 4	62	28	11	25	4	5	7	17	16	10	6	23	22	8	2	55	44	15	3	21	33	24	14																																				
LAP 5	62	28	11	25	4	5	7	17	16	10	6	23	22	8	2	55	44	15	3	21	33	24	14																																				
LAP 6	62	28	11	25	5	4	7	17	16	10	6	8	23	22	2	55	44	3	21	15	33	14	24																																				
LAP 7	62	28	11	25	5	4	7	17	16	10	6	8	23	22	2	44	3	21	15	14	33	24	55																																				
LAP 8	62	28	11	25	5	4	7	17	10	16	6	23	22	44	2	8	21	3	14	15	33	24	55																																				
LAP 9	62	28	11	25	5	4	7	17	10	16	6	22	23	44	21	2	14	3	33	24	15	55	.8																																				
LAP 10	62	28	11	25	5	4	7	17	10	6	16	22	23	44	21	2	14	3	33	24	15	55	8																																				
LAP 11	62	28	25	5	11	4	7	17	10	6	16	22	23	44	21	2	3	14	33	24	15	55	8																																				
LAP 12	62	28	25	5	11	4	7	17	10	6	16	22	21	23	44	3	2	14	33	24	15	55	8																																				
LAP 13	62	28	25	5	11	4	7	17	10	6	16	22	21	44	23	3	2	14	33	24	15	55	8																																				
LAP 14	62	28	25	5	11	4	7	17	10	6	16	22	21	44	23	3	2	14	33	24	15	55	8																																				
LAP 15	62	28	25	5	11	4	7	17	10	6	16	22	21	44	3	23	2	14	33	24	15	55	8																																				
LAP 16	62	28	25	11	5	4	7	17	10	6	16	21	22	3	44	23	2	14	33	24	15	55	8																																				
LAP 17	62	28	25	11	5	17	7	4	10	6	16	21	44	23	2	14	33	24	55	15	8																																						
LAP 18	62	28	25	11	5	17	7	4	10	6	16	21	44	23	2	14	33	24	55	15	8																																						

.- PITSTOP '- LAPBEHIND



ADAC Formel 4

Sector List Race 1

Provisional



Reg. Nr.: Amf-CR08/2019

Saturday, June 8, 2019 13:15:00

Red Bull Ring, Length: 4318m

Air temperature: 25.3°C

Track temperature: 32.53°C

Weather condition: Dry

Lap	Time	SE1	SP1	SE2	SP2	SE3	SP3	TSP	Lap	Time	SE1	SP1	SE2	SP2	SE3	SP3	TSP
2 Göhler, DEU									theoretical besttime: 1:32.641								
1	1:43.472	31.447	207	43.349	161	28.676	192	207	10	1:32.850	24.188	211	40.818	165	27.844	195	211
2	1:34.961	24.524	206	42.089	160	28.348	194	206	11	1:33.079	24.192	211	40.870	164	28.017	193	211
3	1:42.106	24.334	210	41.098	167	36.674	135	210	12	1:33.952	24.799	209	41.222	166	27.931	192	209
4	2:23.475	33.683	118	57.057	109	52.735	105	118	13	1:33.124	24.305	208	40.838	165	27.981	195	208
5	2:06.453	31.190	170	55.893	105	39.370	194	170	14	1:32.929	24.236	210	40.813	165	27.880	195	210
6	1:33.976	24.310	212	41.449	163	28.217	195	212	15	1:32.690	24.127	211	40.722 165	27.841 195			
7	1:33.625	24.762	209	40.830	165	28.033	194	209	16	1:32.894	24.095	210	40.793	165	28.006	194	210
8	1:34.823	24.724	211	41.657	161	28.442	191	211	17	1:35.543	24.078 209	40.779	166	30.686	175	209	
9	1:33.868	24.878	209	41.004	164	27.986	193	209	18	2:13.655	25.627	198	57.948	100	50.080	88	198

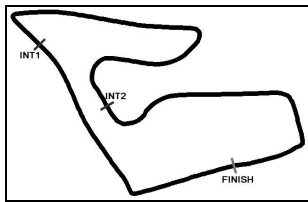
3 Aron, EST									theoretical besttime: 1:31.479								
1	1:46.612	37.429	207	41.317	169	27.866	194	207	10	1:32.753	23.925	215	40.942	167	27.886	196	215
2	1:34.344	24.202	211	41.593	168	28.549	195	211	11	1:32.397	23.732	214	40.707	169	27.958	197	214
3	1:44.213	24.550	211	41.151	172	38.512	124	211	12	1:32.884	24.556	209	40.911	172	27.417 197	209	
4	2:21.471	31.613	111	56.531	103	53.327	132	111	13	1:31.990	23.848	211	40.724	175	27.418	198	211
5	2:05.676	31.863	175	54.237	101	39.576	194	175	14	1:31.709	23.767	213	40.387 170	27.555	198	213	
6	1:33.217	24.627	208	41.025	175	27.565	197	208	15	1:32.616	23.675 216	41.077	164	27.864	198	216	
7	1:33.615	24.376	210	41.272	172	27.967	195	210	16	1:32.928	24.427	211	40.850	169	27.651	197	211
8	1:34.338	23.871	215	41.856	164	28.611	193	215	17		23.986	213					213
9	1:34.185	24.972	213	41.371	168	27.842	196	213									

4 Krütten, DEU									theoretical besttime: 1:31.859								
1	1:38.557	28.726	207	41.794	169	28.037	193	207	10	1:32.331	24.039	209	40.589	171	27.703	193	209
2	1:33.939	24.987	209	41.173	174	27.779	194	209	11	1:33.161	24.048	209	41.378	172	27.735	194	209
3	1:37.064	24.028	210	40.448	173	32.588	148	210	12	1:32.031	24.058	209	40.462	174	27.511 195	209	
4	2:24.847	37.575	107	58.017	112	49.255	138	107	13	1:32.053	24.034	208	40.430 174	27.589	194	208	
5	2:12.391	31.143	151	1:00.260	94	40.988	193	151	14	1:32.651	23.964	210	41.098	173	27.589	194	210
6	1:34.081	24.921	209	41.556	169	27.604	196	209	15	1:32.284	24.015	210	40.553	173	27.716	194	210
7	1:32.317	24.135	210	40.518	174	27.664	195	210	16	1:32.102	23.976	210	40.433	174	27.693	194	210
8	1:32.061	23.920	209	40.500	173	27.641	194	209	17	1:35.273	24.000	209	42.107	165	29.166	165	209
9	1:32.454	23.918 211	40.806	171	27.730	193	211	18	2:22.912	26.434	167	1:06.976	96	49.502	97	167	

5 Petecof, BRA									theoretical besttime: 1:31.357								
1	1:39.830	29.479	206	42.279	170	28.072	194	206	10	1:31.520	23.811	213	40.259 177	27.450 196	213		
2	1:33.071	23.943	214	41.393	173	27.735	196	214	11	1:31.943	23.742	214	40.588	175	27.613	196	214
3	1:37.162	23.826	216	40.598	175	32.738	152	216	12	1:32.584	23.745	214	41.025	172	27.814	196	214
4	2:25.218	37.580	105	58.120	105	49.518	128	105	13	1:31.752	23.741	213	40.428	177	27.583	196	213
5	2:11.567	30.974	167	59.991	88	40.602	196	167	14	1:32.074	23.804	214	40.662	173	27.608	197	214
6	1:33.229	24.633	209	40.865	173	27.731	195	209	15	1:32.316	23.674	215	41.039	177	27.603	197	215
7	1:32.153	24.009	210	40.478	174	27.666	195	210	16	1:33.998	23.648 214	41.480	170	28.870	196	214	
8	1:31.880	23.828	211	40.478	173	27.574	194	211	17	1:32.094	23.768	214	40.448	173	27.878	165	214
9	1:31.702	23.840	212	40.347	175	27.515	194	212	18	2:25.857	29.117	118	1:07.891	99	48.849	110	118

6 Cohen, ISR									theoretical besttime: 1:31.542								
1	1:41.924	30.624	209	42.686	154	28.614	194	209	10	1:33.575	24.147	215	41.288	172	28.140	194	215
2	1:34.561	24.342	211	41.963	166	28.256	194	211	11	1:31.942	24.014	211	40.531	170	27.397	195	211
3	1:38.343	24.067	214	41.405	167	32.871	147	214	12	1:31.658	23.970	211	40.461	173	27.227 196	211	
4	2:26.317	36.344	105	57.541	104	52.432	109	105	13	1:32.049	24.016	209	40.721	170	27.312	196	209
5	2:08.040	29.354	127	58.354	96	40.332	192	127	14	1:31.796	23.958 211	40.357 169	27.481	196	211		
6	1:33.823	24.414	211	41.356	161	28.053	196	211	15	1:32.137	23.966	211	40.588	170	27.583	196	211
7	1:32.560	24.196	211	40.699	170	27.665	197	211	16	1:32.074	23.968	211	40.460	170	27.646	197	211
8	1:33.242	24.106	211	41.211	166	27.925	196	211	17	1:33.648	24.056	211	40.612	165	28.980	144	211
9	1:32.849	24.135	213	40.793	166	27.921	194	213	18	2:23.102	27.106	174	1:06.169	103	49.827	97	174

7 Stanek, CZE									theoretical besttime: 1:31.541								
1	1:40.589	29.679	206	42.664	163	28.246	196	206	10	1:32.318	24.069	213	40.811	170	27.438	196	213
2	1:33.064	24.912	206	40.657	171	27.495	196	206	11	1:33.223	23.849	212	41.569	167	27.805	194	212
3	1:37.627	23.902	213	40.361	173	33.364	157	213	12	1:32.101	23.975	213	40.559	171	27.567	196	213
4	2:24.959	37.189	114	57.899	95	49.871	136	114	13	1:31.945	23.870	213	40.664	171	27.411 197	213	
5	2:11.147	30.708	166	59.921	87	40.518	196	166	14	1:32.903	23.846	215	41.472	169	27.585	196	215



ADAC Formel 4

Sector List Race 1



Provisional

Reg. Nr.: Amf-CR08/2019

Saturday, June 8, 2019 13:15:00

Red Bull Ring, Length: 4318m

Air temperature: 25.3°C

Track temperature: 32.53°C

Weather condition: Dry

Lap	Time	SE1	SP1	SE2	SP2	SE3	SP3	TSP	Lap	Time	SE1	SP1	SE2	SP2	SE3	SP3	TSP
6	1:33.889	24.344	208	41.798	166	27.747	196	208	15	1:32.095	23.784	214	40.595	170	27.716	194	214
7	1:32.418	24.030	212	40.658	173	27.730	196	212	16	1:32.107	23.852	214	40.651	174	27.604	194	214
8	1:31.949	23.943	211	40.356	169	27.650	196	211	17	1:34.169	23.774	213	41.620	166	28.775	183	213
9	1:32.376	23.818	215	40.786	169	27.772	196	215	18	2:22.545	26.255	151	1:07.243	98	49.047	104	151

8 Alleco Roy, MCO

theoretical besttime: 1:31.945

1	1:43.817	31.613	209	43.240	159	28.964	194	209	10	2:12.188	1:01.536	206	41.645	155	29.007	191	206
2	1:34.109	24.289	213	41.469	160	28.351	194	213	11	1:33.025	24.326	209	40.754	169	27.945	194	209
3	1:40.390	23.906	213	41.085	163	35.399	128	213	12	1:32.419	24.056	209	40.724	171	27.639	195	209
4	2:24.977	34.870	111	57.305	108	52.802	101	111	13	1:32.661	24.303	208	40.567	171	27.791	194	208
5	2:06.836	30.458	195	56.879	107	39.499	192	195	14	1:32.309	24.076	209	40.625	171	27.608	195	209
6	1:33.489	24.210	213	41.217	163	28.062	195	213	15	1:32.378	24.006	209	40.784	172	27.588	196	209
7	1:32.484	24.111	211	40.547	170	27.826	196	211	16	1:32.375	23.971	209	40.791	169	27.613	195	209
8	1:36.824	23.810	214	41.454	160	31.560	184	214	17	1:34.369	24.076	209	41.222	168	29.071	190	209
9	1:43.812	24.949	210	44.092	148	34.771		210	18	1:37.229	25.025	206	43.171	159	29.033	186	206

10 Rasmussen, DNK

theoretical besttime: 1:31.696

1	1:41.208	30.237	210	42.688	165	28.283	195	210	10	1:32.298	24.106	211	40.568	175	27.624	194	211
2	1:34.946	24.550	210	42.041	164	28.355	193	210	11	1:32.047	23.904	212	40.513	175	27.630	194	212
3	1:37.597	24.070	212	40.919	170	32.608	147	212	12	1:31.992	23.884	213	40.558	174	27.550	197	213
4	2:26.697	37.046	103	57.433	103	52.218	101	103	13	1:31.818	23.820	213	40.326	175	27.672	197	213
5	2:08.245	29.197	139	58.742	89	40.306	194	139	14	1:32.791	23.889	214	41.151	170	27.751	195	214
6	1:33.841	24.204	212	41.791	170	27.846	196	212	15	1:32.414	23.902	213	40.621	174	27.891	191	213
7	1:32.627	24.027	211	40.890	172	27.710	196	211	16	1:32.672	24.123	211	40.711	171	27.838	193	211
8	1:32.917	24.039	210	40.950	171	27.928	194	210	17	1:33.672	24.050	210	40.801	168	28.821	153	210
9	1:32.303	23.980	210	40.686	173	27.637	193	210	18	2:22.754	26.585	175	1:06.782	105	49.387	98	175

11 Famularo, VEN

theoretical besttime: 1:31.644

1	1:37.943	28.684	205	41.477	173	27.782	193	205	10	1:31.902	23.991	213	40.471	178	27.440	196	213
2	1:32.294	24.115	210	40.662	175	27.517	196	210	11	1:33.649	23.869	214	42.086	169	27.694	196	214
3	1:37.300	23.903	213	40.606	175	32.791	121	213	12	1:32.569	23.877	213	40.913	174	27.779	195	213
4	2:25.109	38.103	135	57.546	104	49.460	148	135	13	1:31.936	23.857	212	40.596	178	27.483	195	212
5	2:13.518	31.277	160	59.151	93	43.090	193	160	14	1:31.930	23.790	214	40.480	174	27.660	196	214
6	1:32.454	24.016	211	40.860	176	27.578	196	211	15	1:32.275	23.817	213	40.824	173	27.634	197	213
7	1:31.836	23.886	211	40.511	176	27.439	196	211	16	1:33.004	23.848	213	40.884	177	28.272	197	213
8	1:31.815	23.882	212	40.415	176	27.518	196	212	17	1:32.153	23.879	211	40.660	176	27.614	194	211
9	1:31.917	23.882	213	40.490	175	27.545	194	213	18	2:25.438	28.967	126	1:07.322	96	49.149	105	126

14 Saucy, SUI

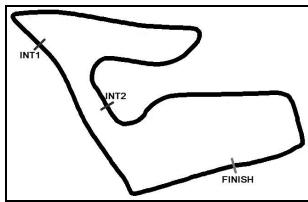
theoretical besttime: 1:32.384

1	1:49.218	39.747	204	41.518	175	27.953	192	204	10	1:32.963	24.086	212	41.094	174	27.783	194	212
2	1:33.155	24.194	208	40.932	181	28.029	191	208	11	1:33.090	24.141	209	41.117	177	27.832	194	209
3	1:47.095	24.013	213	41.869	157	41.213	136	213	12	1:33.667	24.325	209	41.462	174	27.880	194	209
4	2:20.375	29.858	146	56.781	123	53.736	104	146	13	1:33.143	24.104	211	41.043	175	27.996	195	211
5	1:32.770	31.788	155	53.055	121	38.927	194	155	14	1:33.143	24.409	209	40.956	177	27.778	194	209
6	1:34.118	24.309	212	41.827	174	27.982	195	212	15	1:32.646	24.032	211	40.890	173	27.724	196	211
7	1:32.693	24.072	213	40.863	178	27.758	195	213	16	1:32.862	23.923	213	40.985	175	27.954	193	213
8	1:33.176	24.323	207	40.832	179	28.021	196	207	17	1:35.718	24.038	211	40.804	175	30.876	173	211
9	1:33.529	24.565	211	41.307	178	27.657	195	211	18	2:13.622	25.505	200	57.948	102	50.169	87	200

15 Toth, HUN

theoretical besttime: 1:33.168

1	1:44.561	32.975	205	42.765	162	28.821	192	205	10	1:34.428	24.547	208	41.355	173	28.526	192	208
2	1:35.955	25.067	200	41.667	167	29.221	190	200	11	1:33.779	24.322	208	41.316	175	28.141	192	208
3	1:43.147	24.490	209	41.005	175	37.652	125	209	12	1:33.644	24.402	207	41.276	174	27.966	193	207
4	2:22.079	32.202	116	56.881	102	52.996	116	116	13	1:33.900	24.385	206	41.448	175	28.067	192	206
5	2:06.328	31.151	168	55.269	102	39.908	190	168	14	1:33.671	24.394	207	41.194	175	28.083	193	207
6	1:34.689	24.970	207	41.838	173	27.881	194	207	15	1:33.813	24.425	208	41.047	175	28.341	192	208
7	1:33.411	24.339	209	41.075	171	27.997	194	209	16	1:34.162	24.661	206	41.314	175	28.187	191	206
8	1:34.223	24.468	209	41.718	171	28.037	193	209	17	1:37.497	24.363	205	41.821	171	31.313	184	205
9	1:36.162	24.240	214	42.688	168	29.234	189	214	18	2:04.901	25.530	208	49.690	115	49.681	92	208



ADAC Formel 4

Sector List Race 1

Provisional



Red Bull Ring, Length: 4318m

Air temperature: 25.3°C

Track temperature: 32.53°C

Weather condition: Dry

Reg. Nr.: Amf-CR08/2019

Saturday, June 8, 2019 13:15:00

Lap	Time	SE1	SP1	SE2	SP2	SE3	SP3	TSP	Lap	Time	SE1	SP1	SE2	SP2	SE3	SP3	TSP
16	Estner, DEU								theoretical besttime: 1:32.189								
1	1:40.454	29.475	208	42.619	164	28.360	193	208	10	1:34.358	24.269	210	41.522	162	28.567	195	210
2	1:34.884	25.031	208	41.930	167	27.923	193	208	11	1:32.584	24.012	212	40.785	173	27.787	193	212
3	1:37.728	24.250	208	41.251	169	32.227	128	208	12	1:33.119	24.109	208	41.270	169	27.740	194	208
4	2:26.500	36.816	123	57.700	102	51.984	117	123	13	1:32.844	24.149	207	41.063	170	27.632	194	207
5	2:08.920	29.034	157	59.298	87	40.588	192	157	14	1:33.127	24.130	209	41.150	169	27.847	194	209
6	1:33.698	24.359	207	41.422	172	27.917	196	207	15	1:33.157	24.242	209	41.328	171	27.587	195	209
7	1:32.724	24.001	211	40.885	170	27.838	194	211	16	1:32.335	24.147	208	40.601	171	27.587	194	208
8	1:33.591	24.404	205	41.218	168	27.969	195	205	17	1:34.172	24.126	208	40.744	170	29.302	177	208
9	1:32.907	24.076	211	40.906	168	27.925	192	211	18	2:17.691	24.921	207	1:02.920	106	49.850	91	207

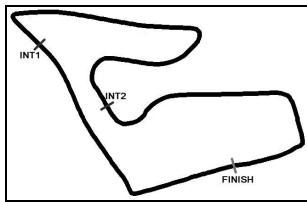
17	Leclerc, MCO								theoretical besttime: 1:31.787								
1	1:41.645	30.042	209	42.963	160	28.640	194	209	10	1:32.384	23.813	216	40.881	174	27.690	196	216
2	1:33.882	24.019	212	41.956	168	27.907	197	212	11	1:33.043	23.823	213	41.428	174	27.792	195	213
3	1:36.733	24.105	212	40.794	178	31.834	137	212	12	1:32.207	23.945	214	40.628	176	27.634	196	214
4	2:25.740	36.582	125	57.990	115	51.168	134	125	13	1:32.185	23.944	211	40.560	175	27.681	195	211
5	2:09.717	29.726	168	59.682	80	40.309	195	168	14	1:32.705	23.931	212	41.167	177	27.607	196	212
6	1:34.102	24.166	211	41.859	166	28.077	194	211	15	1:31.929	23.755	214	40.508	181	27.666	197	214
7	1:32.503	24.229	208	40.617	175	27.657	196	208	16	1:32.166	23.904	213	40.667	180	27.595	196	213
8	1:32.061	23.904	211	40.557	176	27.600	195	211	17	1:32.900	23.945	213	40.894	176	28.061	187	213
9	1:32.061	23.830	213	40.437	173	27.794	194	213	18	2:22.462	26.004	133	1:07.657	103	48.801	110	133

21	Pourchaire, FRA								theoretical besttime: 1:31.673								
1	1:46.981	37.961	210	41.109	167	27.911	196	210	10	1:31.821	23.904	212	40.468	173	27.449	198	212
2	1:34.366	23.959	215	41.213	166	29.194	195	215	11	1:32.574	23.845	216	41.128	164	27.601	197	216
3	1:45.130	24.366	215	41.538	168	39.226	143	215	12	1:32.306	23.837	207	40.815	168	27.654	197	207
4	2:21.670	31.223	136	56.552	111	53.895	112	136	13	1:33.180	23.771	216	41.547	159	27.862	196	216
5	2:04.436	31.292	189	53.760	103	39.384	196	189	14	1:32.696	23.756	215	40.939	160	28.001	196	215
6	1:33.389	24.468	209	41.363	167	27.558	197	209	15	1:33.265	23.806	215	41.605	159	27.854	198	215
7	1:33.452	24.074	208	41.301	164	28.077	197	208	16	1:32.781	23.923	215	41.078	171	27.780	194	215
8	1:33.546	23.851	215	41.352	154	28.343	196	215	17	1:34.077	23.874	211	40.568	169	29.635	184	211
9	1:32.546	24.306	210	40.580	172	27.660	194	210	18	2:17.642	25.343	192	1:02.328	88	49.971	90	192

22	Carrara, ARG								theoretical besttime: 1:32.149								
1	1:42.227	30.643	208	42.935	159	28.649	192	208	10	1:32.493	24.101	209	40.614	171	27.778	195	209
2	1:34.946	24.142	213	42.155	164	28.649	194	213	11	1:32.594	23.933	214	40.993	173	27.668	196	214
3	1:39.751	24.017	214	41.282	164	34.452	145	214	12	1:33.086	23.905	212	41.442	169	27.739	197	212
4	2:25.847	35.814	106	57.378	106	52.655	104	106	13	1:33.210	24.044	213	41.528	170	27.638	196	213
5	2:06.972	29.393	150	57.942	111	39.637	193	150	14	1:32.745	23.897	211	41.031	168	27.817	196	211
6	1:34.434	24.387	209	41.700	154	28.347	194	209	15	1:33.363	24.019	213	41.574	173	27.770	194	213
7	1:32.938	24.038	212	41.090	169	27.810	196	212	16	1:33.527	24.006	211	41.873	170	27.648	195	211
8	1:33.394	23.943	212	40.772	156	28.679	194	212	17		24.000	210					210
9	1:33.085	24.037	213	41.165	171	27.883	194	213									

23	Edgar, GBR								theoretical besttime: 1:32.383								
1	1:42.727	31.513	211	42.448	158	28.766	193	211	10	1:32.635	24.034	213	40.935	168	27.666	195	213
2	1:34.256	24.251	213	41.820	164	28.185	193	213	11	1:32.534	23.951	214	40.842	169	27.741	194	214
3	1:38.784	23.969	215	41.312	162	33.503	143	215	12	1:33.459	23.983	213	41.058	165	28.418	194	213
4	2:26.010	36.127	107	57.483	100	52.400	112	107	13	1:33.966	24.854	211	41.449	169	27.663	195	211
5	2:07.576	29.586	128	58.197	103	39.793	194	128	14	1:32.534	23.945	213	40.787	166	27.802	194	213
6	1:34.568	24.794	209	41.548	165	28.226	195	209	15	1:33.307	23.960	212	41.363	166	27.984	195	212
7	1:32.703	24.023	214	40.932	167	27.748	196	214	16	1:33.611	24.101	212	41.767	166	27.743	195	212
8	1:33.539	23.936	212	41.073	158	28.530	193	212	17	1:35.510	23.933	215	41.254	168	30.323	188	215
9	1:33.877	24.098	211	41.672	163	28.107	194	211	18	2:15.195	24.570	207	1:00.699	92	49.926	90	207

24	Gnos, CHE								theoretical besttime: 1:32.611								
1	1:45.231	32.971	209	43.519	153	28.741	192	209	10	1:33.175	24.299	209	40.884	170	27.992	194	209
2	1:35.555	24.555	211	42.094	163	28.906	193	211	11	1:32.786	24.068	211	40.826	167	27.892	193	211
3	1:47.735	25.022	209	42.323	164	40.390	157	209	12	1:32.901	24.295	210	40.759	168	27.847	194	210
4	2:20.615	30.208	145	56.798	116	53.609	120	145	13	1:32.864	24.211	210	40.752	167	27.901	193	210
5	2:04.273	32.117	150	53.127	115	39.029	193	150	14	1:33.020	24.110	211	41.064	168	27.846	194	211



ADAC Formel 4

Sector List Race 1

Provisional



Reg. Nr.: Amf-CR08/2019

Saturday, June 8, 2019 13:15:00

Red Bull Ring, Length: 4318m

Air temperature: 25.3°C

Track temperature: 32.53°C

Weather condition: Dry

Lap	Time	SE1	SP1	SE2	SP2	SE3	SP3	TSP	Lap	Time	SE1	SP1	SE2	SP2	SE3	SP3	TSP
6	1:34.837	24.347	211	42.356	164	28.134	194	211	15	1:32.893	24.109	211	40.993	167	27.791	194	211
7	1:33.620	24.257	211	41.321	164	28.042	193	211	16	1:33.115	24.286	210	41.032	165	27.797	193	210
8	1:33.523	24.298	211	41.076	167	28.149	194	211	17	1:35.872	24.209	210	41.094	165	30.569	188	210
9	1:34.439	24.122	212	41.879	166	28.438	193	212	18	2:13.032	24.570	211	58.904	105	49.558	89	211

25 Alatalo, FIN

theoretical besttime: 1:31.500

1	1:39.015	29.413	205	41.747	164	27.855	196	205	10	1:31.787	23.848	213	40.555	167	27.384	197	213
2	1:32.273	24.132	209	40.615	166	27.526	196	209	11	1:32.379	23.773	215	41.083	166	27.523	196	215
3	1:37.194	23.991	212	40.674	166	32.529	131	212	12	1:32.297	24.067	209	40.867	166	27.363	197	209
4	2:25.018	37.917	114	57.361	103	49.740	135	114	13	1:31.789	23.897	210	40.532	167	27.360	197	210
5	2:13.055	30.899	157	59.317	106	42.839	192	157	14	1:32.261	23.913	211	40.949	167	27.399	196	211
6	1:32.658	24.142	211	40.865	166	27.651	197	211	15	1:32.076	23.885	211	40.749	167	27.442	197	211
7	1:32.021	23.893	211	40.594	167	27.534	197	211	16	1:32.998	23.891	211	41.401	165	27.706	195	211
8	1:31.780	23.937	211	40.367	167	27.476	197	211	17	1:32.284	23.955	210	40.735	165	27.594	194	210
9	1:31.757	23.831	213	40.521	166	27.405	197	213	18	2:25.617	27.875	114	1:08.354	95	49.388	105	114

26 Dürksen, PAR

theoretical besttime: 1:35.844

1	1:40.828	29.774	205	42.819	162	28.235	195	205	2	24.790	205	44.033	146				205
---	----------	--------	------------	---------------	------------	---------------	------------	------------	---	---------------	------------	--------	-----	--	--	--	-----

28 Ghiretti, FRA

theoretical besttime: 1:31.592

1	1:36.898	27.635	207	41.222	170	28.041	192	207	10	1:31.988	24.052	210	40.512	170	27.424	195	210
2	1:32.357	24.293	208	40.542	172	27.522	194	208	11	1:31.749	23.984	211	40.334	170	27.431	194	211
3	1:36.774	24.043	210	40.394	174	32.337	120	210	12	1:31.660	23.996	209	40.378	170	27.286	196	209
4	2:24.918	38.178	126	58.110	116	48.630	138	126	13	1:31.821	23.999	209	40.356	171	27.466	195	209
5	2:14.680	31.782	179	59.783	84	43.115	192	179	14	1:31.878	23.992	210	40.365	171	27.521	194	210
6	1:32.357	24.169	209	40.641	170	27.547	195	209	15	1:32.097	24.068	210	40.438	169	27.591	195	210
7	1:31.854	24.127	208	40.323	170	27.404	195	208	16	1:32.126	24.121	209	40.498	172	27.507	195	209
8	1:31.878	24.024	209	40.350	170	27.504	194	209	17	1:32.003	24.044	209	40.437	169	27.522	194	209
9	1:31.741	23.983	210	40.335	166	27.423	194	210	18	2:29.002	30.681	101	1:08.510	110	49.811	103	101

32 Berets, RUS

theoretical besttime: 1:34.691

1	1:42.463	30.879	205	42.932	158	28.652	194	205	3	23.928	216	41.360	160				216
2	1:34.923	24.160	213	42.376	158	28.387	196	213									

33 Salmenautio, FIN

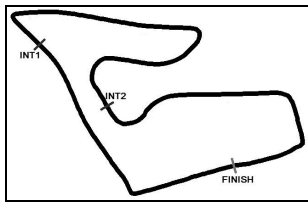
theoretical besttime: 1:32.539

1	1:44.262	32.642	207	42.874	155	28.746	193	207	10	1:33.002	24.126	211	41.026	168	27.850	195	211
2	1:36.458	24.867	208	41.461	160	30.130	191	208	11	1:32.963	24.169	211	40.964	168	27.830	193	211
3	1:47.311	24.921	209	42.169	162	40.221	163	209	12	1:32.852	24.192	210	40.949	168	27.711	196	210
4	2:20.709	30.317	137	56.720	117	53.672	112	137	13	1:32.941	24.211	210	40.907	166	27.823	196	210
5	2:04.289	31.823	173	53.174	115	39.292	193	173	14	1:33.225	24.036	212	41.351	166	27.838	196	212
6	1:34.350	24.699	208	41.643	164	28.008	194	208	15	1:32.687	24.004	212	40.866	168	27.817	194	212
7	1:34.032	24.368	209	41.681	166	27.983	194	209	16	1:32.690	24.039	210	40.824	167	27.827	194	210
8	1:33.278	24.183	210	41.098	161	27.997	196	210	17	1:36.461	24.081	210	41.116	165	31.264	189	210
9	1:34.079	24.117	216	42.033	164	27.929	194	216	18	2:13.298	24.875	208	58.954	112	49.469	90	208

44 Belov, RUS

theoretical besttime: 1:32.068

1	1:44.853	33.060	205	43.096	158	28.697	192	205	10	1:32.678	24.261	211	40.614	169	27.803	194	211
2	1:34.842	24.687	207	41.341	164	28.814	192	207	11	1:32.542	23.874	214	41.053	168	27.615	194	214
3	1:42.954	24.079	211	40.717	168	38.158	127	211	12	1:33.236	24.095	208	41.110	166	28.031	196	208
4	2:22.583	32.716	110	57.036	107	52.831	101	110	13	1:33.327	24.668	205	40.945	173	27.714	193	205
5	2:06.186	30.960	181	55.717	99	39.509	193	181	14	1:32.259	23.989	211	40.690	169	27.580	196	211
6	1:33.467	24.142	212	41.059	158	28.266	192	212	15	1:33.508	24.174	210	41.206	166	28.128	192	210
7	1:33.657	24.675	210	41.293	168	27.689	194	210	16	1:33.855	24.656	208	41.319	169	27.880	191	208
8	1:33.255	24.191	207	41.068	170	27.996	191	207	17	1:34.840	24.117	209	40.816	170	29.907	189	209
9	1:32.555	24.065	209	40.751	169	27.739	194	209	18	2:15.607	24.720	184	1:00.938	86	49.949	88	184



ADAC Formel 4

Sector List Race 1

Provisional



Reg. Nr.: Amf-CR08/2019

Saturday, June 8, 2019 13:15:00

Red Bull Ring, Length: 4318m

Air temperature: 25.3°C

Track temperature: 32.53°C

Weather condition: Dry

Lap	Time	SE1	SP1	SE2	SP2	SE3	SP3	TSP	Lap	Time	SE1	SP1	SE2	SP2	SE3	SP3	TSP
55 Meyuhas, ISR									theoretical besttime: 1:32.612								
1	1:44.142	32.100	211	42.884	156	29.158	192	211	10	1:33.364	24.226	210	40.977	164	28.161	194	210
2	1:34.739	24.377	211	41.766	160	28.596	195	211	11	1:32.860	24.094	211	40.897	168	27.869	195	211
3	1:43.303	24.154	213	41.016	169	38.133	130	213	12	1:33.276	24.347	209	41.035	170	27.894	194	209
4	2:22.574	32.699	115	56.970	104	52.905	99	115	13	1:32.978	24.243	209	40.890	169	27.845	193	209
5	2:06.214	30.810	164	55.954	104	39.450	193	164	14	1:32.708	24.122	211	40.862	168	27.724	195	211
6	1:33.869	24.328	211	41.100	167	28.441	191	211	15	1:33.442	24.225	213	40.935	165	28.282	194	213
7	1:43.322	25.045	211	49.112	155	29.165	192	211	16	1:34.288	24.723	211	41.438	171	28.127	193	211
8	1:33.668	24.287	208	41.285	160	28.096	194	208	17	1:36.844	24.026	212	41.316	173	31.502	182	212
9	1:33.587	24.228	209	41.200	166	28.159	193	209	18	2:04.738	25.258	195	49.872	107	49.608	95	195

Lap	Time	SE1	SP1	SE2	SP2	SE3	SP3	TSP	Lap	Time	SE1	SP1	SE2	SP2	SE3	SP3	TSP
62 Hauger, NOR									theoretical besttime: 1:31.063								
1	1:36.226	27.204	205	41.178	173	27.844	195	205	10	1:31.381	23.825	211	40.288	175	27.268	197	211
2	1:32.212	24.077	209	40.602	173	27.533	195	209	11	1:31.607	23.809	212	40.439	176	27.359	197	212
3	1:36.502	23.993	209	40.303	174	32.206	119	209	12	1:31.125	23.753	211	40.225	177	27.147	198	211
4	2:25.138	38.339	126	58.244	107	48.555	140	126	13	1:31.479	23.749	211	40.323	175	27.407	197	211
5	2:14.839	30.984	156	1:00.902	72	42.953	194	156	14	1:31.708	23.893	211	40.435	173	27.380	197	211
6	1:32.122	23.968	209	40.480	178	27.674	196	209	15	1:31.143	23.762	212	40.177	174	27.204	198	212
7	1:31.656	23.886	210	40.323	174	27.447	197	210	16	1:32.332	23.890	211	40.742	175	27.700	197	211
8	1:31.517	23.828	211	40.399	173	27.290	197	211	17	1:32.390	23.837	211	40.738	171	27.815	196	211
9	1:31.304	23.768	212	40.167	174	27.369	197	212	18	2:32.188	33.480	100	1:09.167	109	49.541	105	100



ADAC Formel 4

Top speed list Race 1

Provisional

Reg. Nr.: Amf-CR08/2019

Saturday, June 8, 2019 13:15:00



Red Bull Ring, Length: 4318m

Air temperature: 25.3°C

Track temperature: 32.53°C

Weather condition: Dry

#	Name (NAT)	Team	Car name	Speed	Lap	Race time
5	Gianluca Petecof (BRA)	Prema Powerteam SRL (ITA)	ADAC Formel 4	216.57	3	3:36.727
32	Ivan Berets (RUS)	DRZ Benelli (ITA)	ADAC Formel 4	216.57	3	3:41.314
21	Theo Pourchaire (FRA)	US Racing - CHRS (DEU)	ADAC Formel 4	216.57	11	17:41.182
33	Jesse Salmenautio (FIN)	DRZ Benelli (ITA)	ADAC Formel 4	216.14	9	14:38.806
17	Arthur Leclerc (MCO)	US Racing - CHRS (DEU)	ADAC Formel 4	216.14	10	16:02.257
3	Paul Aron (EST)	Prema Powerteam SRL (ITA)	ADAC Formel 4	216.14	15	23:53.079
7	Roman Stanek (CZE)	US Racing - CHRS (DEU)	ADAC Formel 4	215.71	9	14:29.460
6	Ido Cohen (ISR)	Van Amersfoort Racing (NLD)	ADAC Formel 4	215.71	10	16:05.806
25	William Alatalo (FIN)	ADAC Berlin-Brandenburg e.V. (DEU)	ADAC Formel 4	215.71	11	17:30.331
23	Jonny Edgar (GBR)	Jenzer Motorsport (CHE)	ADAC Formel 4	215.28	3	3:40.952
15	Laszlo Toth (HUN)	R-ACE GP	ADAC Formel 4	214.85	9	14:38.633
22	Giorgio Carrara (ARG)	Jenzer Motorsport (CHE)	ADAC Formel 4	214.85	11	17:40.020
10	Oliver Rasmussen (DNK)	Prema Powerteam SRL (ITA)	ADAC Formel 4	214.85	14	22:12.425
8	Lucas Alleco Roy (MCO)	Van Amersfoort Racing (NLD)	ADAC Formel 4	214.42	8	12:59.912
11	Alessandro Famularo (VEN)	Prema Powerteam SRL (ITA)	ADAC Formel 4	214.42	11	17:29.957
44	Michael Belov (RUS)	R-ACE GP	ADAC Formel 4	214.42	11	17:40.904
55	Roei Meyuhas (ISR)	CRAM Motorsport (ITA)	ADAC Formel 4	213.99	3	3:43.035
14	Gregoire Saucy (SUI)	R-ACE GP	ADAC Formel 4	213.57	3	3:46.386
62	Dennis Hauger (NOR)	Van Amersfoort Racing (NLD)	ADAC Formel 4	212.72	9	14:23.980
24	Axel Gnos (CHE)	Jenzer Motorsport (CHE)	ADAC Formel 4	212.72	9	14:39.511
16	Sebastian Estner (DEU)	Van Amersfoort Racing (NLD)	ADAC Formel 4	212.72	11	17:39.776
2	Nico Göhler (DEU)	ADAC Berlin-Brandenburg e.V. (DEU)	ADAC Formel 4	212.30	6	9:54.777
4	Niklas Krütten (DEU)	Van Amersfoort Racing (NLD)	ADAC Formel 4	211.05	9	14:29.175
28	Alessandro Ghiretti (FRA)	US Racing - CHRS (DEU)	ADAC Formel 4	211.05	11	17:29.429
26	Joshua Dürksen (PAR)	ADAC Berlin-Brandenburg e.V. (DEU)	ADAC Formel 4	205.81	1	29.774