



ADAC Formel 4

Result List Qualifying 1

Provisional



Red Bull Ring, Length: 4318m

Air temperature: 28.11°C

Track temperature: 32.79°C

Weather condition: Dry

Reg. Nr.: Amf-CR08/2019

Friday, June 7, 2019 17:50:00

started : 25 classified : 25 not classified : 0

Nr.	Drivers	Team	Lap	Best Time	Gap	Diff	Kph	Day Time
Cl.	Car	Competitor						
1	62 D.Hauger(NOR) ADAC Formel 4	(T) Van Amersfoort Racing(NLD) Van Amersfoort Racing	7	1:30.881			171.0	18:11:03
2	28 A.Ghiretti(FRA) ADAC Formel 4	US Racing - CHR(S)DEU US Racing - CHR(S)	7	1:30.908	0.027	0.027	170.9	18:11:05
3	7 R.Stanek(CZE) R ADAC Formel 4	US Racing - CHR(S)DEU US Racing - CHR(S)	6	1:31.281	0.400	0.373	170.2	18:10:59
4	11 A.Famularo(VEN) ADAC Formel 4	Prema Powerteam SRL(ITA) Prema Powerteam SRL	7	1:31.427	0.546	0.146	170.0	18:10:55
5	21 T.Pourchaire(FRA) ADAC Formel 4	(T) US Racing - CHR(S)DEU US Racing - CHR(S)	3	1:31.515	0.634	0.088	169.8	17:59:02
6	4 N.Krütten(DEU) ADAC Formel 4	(T) Van Amersfoort Racing(NLD) Van Amersfoort Racing	8	1:31.582	0.701	0.067	169.7	18:10:57
7	16 S.Estner(DEU) ADAC Formel 4	Van Amersfoort Racing(NLD) Van Amersfoort Racing	9	1:31.637	0.756	0.055	169.6	18:10:58
8	25 W.Alatalo(FIN) ADAC Formel 4	(T) ADAC Berlin-Brandenburg e.V.(DEU) ADAC Berlin-Brandenburg e.V.	7	1:31.689	0.808	0.052	169.5	18:10:50
9	26 J.Dürksen(PAR) R ADAC Formel 4	(T) ADAC Berlin-Brandenburg e.V.(DEU) ADAC Berlin-Brandenburg e.V.	4	1:31.919	1.038	0.230	169.1	17:58:05
10	3 P.Aron(EST) R ADAC Formel 4	(T) Prema Powerteam SRL(ITA) Prema Powerteam SRL	5	1:31.936	1.055	0.017	169.0	17:58:20
11	14 G.Saucy(SUI) ADAC Formel 4	(T) R-ACE GP R-ACE GP	8	1:31.940	1.059	0.004	169.0	18:09:45
12	5 G.Petecof(BRA) ADAC Formel 4	(T) Prema Powerteam SRL(ITA) Prema Powerteam SRL	3	1:31.954	1.073	0.014	169.0	17:56:15
13	10 O.Rasmussen(DNK) ADAC Formel 4	Prema Powerteam SRL(ITA) Prema Powerteam SRL	7	1:31.978	1.097	0.024	169.0	18:09:45
14	17 A.Leclerc(MCO) ADAC Formel 4	(T) US Racing - CHR(S)DEU US Racing - CHR(S)	6	1:31.999	1.118	0.021	168.9	18:10:09
15	6 I.Cohen(ISR) ADAC Formel 4	Van Amersfoort Racing(NLD) Van Amersfoort Racing	7	1:32.024	1.143	0.025	168.9	18:09:20
16	22 G.Carrara(ARG) ADAC Formel 4	Jenzer Motorsport(CHE) Jenzer Motorsport	4	1:32.087	1.206	0.063	168.8	17:58:01
17	32 I.Berets(RUS) ADAC Formel 4	DRZ Benelli(ITA) DRZ Benelli	8	1:32.116	1.235	0.029	168.7	18:09:50
18	23 J.Edgar(GBR) R ADAC Formel 4	Jenzer Motorsport(CHE) Jenzer Motorsport	7	1:32.178	1.297	0.062	168.6	18:09:51
19	55 R.Meyuhas(ISR) R ADAC Formel 4	CRAM Motorsport(ITA) CRAM Motorsport	9	1:32.260	1.379	0.082	168.4	18:11:12
20	8 L.Alleco Roy(MCO) ADAC Formel 4	Van Amersfoort Racing(NLD) Van Amersfoort Racing	5	1:32.655	1.774	0.395	167.7	17:59:23
21	33 J.Salmenautio(FIN) ADAC Formel 4	DRZ Benelli(ITA) DRZ Benelli	8	1:32.756	1.875	0.101	167.5	18:09:49
22	2 N.Göhler(DEU) R ADAC Formel 4	ADAC Berlin-Brandenburg e.V.(DEU) ADAC Berlin-Brandenburg e.V.	4	1:32.968	2.087	0.212	167.2	17:57:51
23	24 A.Gnos(CHE) ADAC Formel 4	Jenzer Motorsport(CHE) Jenzer Motorsport	7	1:33.193	2.312	0.225	166.8	18:09:36
24	44 M.Belov(RUS) ADAC Formel 4	(T) R-ACE GP R-ACE GP	4	1:33.663	2.782	0.470	165.9	17:57:59
25	15 L.Toth(HUN) ADAC Formel 4	R-ACE GP R-ACE GP	4	1:33.838	2.957	0.175	165.6	17:58:10

Classification limit: 110% Time: 1:39.969

Following race director decision cancellation of the relevant lap time for car no. 7, 11, 25, 5, 28, 15, 3, 6, 8, 4



ADAC Formel 4

Result List Qualifying 1

Provisional

Reg. Nr.: Amf-CR08/2019

Friday, June 7, 2019 17:50:00



Red Bull Ring, Length: 4318m

Air temperature: 28.11°C

Track temperature: 32.79°C

Weather condition: Dry

started : 25 classified : 25 not classified : 0

Nr. Drivers	Team	Lap	Best Time	Gap	Diff	Kph	Day Time
Cl. Car	Competitor						

All best times performed under red flag are cancelled

T =nominated for Team Classification

Subject to final scrutineering!

Publication time:	Clerk of the Course: Andy Meklau	Timekeeper: Steffen Ruhl
-------------------	----------------------------------	--------------------------

ver: 1.0

www.adac.de/motorsport

Page 2/ 2 printed: 7.6.2019 18:14





ADAC Formel 4

Sector List Qualifying 1



Provisional

Reg. Nr.: Amf-CR08/2019

Friday, June 7, 2019 17:50:00

Red Bull Ring, Length: 4318m

Air temperature: 28.11°C

Track temperature: 32.79°C

Weather condition: Dry

Lap	Time	SE1	SP1	SE2	SP2	SE3	SP3	TSP	Lap	Time	SE1	SP1	SE2	SP2	SE3	SP3	TSP
2 Göhler, DEU									theoretical besttime: 1:32.753								
1	3:01.899	1:34.798	149	52.168	110	34.933	186	149	6	3:56.431	1:03.842	67	1:31.427	78	1:21.162	67	
2	1:42.155	27.740	123	45.599	152	28.816	192	123	7	5:10.895	4:00.839	196	42.269	166	27.787	192	196
3	1:34.239	24.455	211	41.313	165	28.471	183	211	8	1:33.021	24.140	210	41.117	164	27.764	193	210
4	1:32.968	24.354	211	40.869	166	27.745	192	211	9	2:04.558	24.139	210	40.891	164	59.528		210
5	1:46.439	27.732	154	46.045	165	32.662	83	154									

3 Aron, EST									theoretical besttime: 1:31.892								
1	1:56.669	35.448	160	49.001	142	32.220	182	160	6	1:59.117	24.020	210	40.432	175	54.665		210
2	1:41.498	26.123	189	43.677	155	31.698	190	189	7	7:30.671	6:19.495	177	42.318	168	28.858	193	177
3	1:36.703	24.500	208	42.611	158	29.592	190	208	8	1:31.934	24.020	240	40.479	174	27.432	194	240
4	1:32.936	24.267	209	40.816	172	27.853	193	209	8	1:31.443	23.984	214	40.146	174	27.313	194	214
5	1:31.936	23.928	210	40.476	175	27.532	193	210	8	2:50.026	24.026	214	1:08.273	70	1:17.727		214

4 Krütten, DEU									theoretical besttime: 1:31.564								
1	3:48.098	2:27.073	164	47.740	132	33.285	168	164	6	6:00.235	4:48.019	177	42.425	164	29.791	191	177
2	1:41.943	27.392	178	44.700	140	29.851	185	178	7	1:31.783	23.946	210	40.412	175	27.425	193	210
3	1:49.880	27.090	157	49.736	137	33.054	190	157	8	1:31.582	23.964	211	40.317	176	27.301	193	211
4	1:32.133	24.181	209	40.520	173	27.432	193	209	9	3:07.735	23.912	240	1:22.044	56	1:21.779		240
5	3:00.872	24.014	209	1:18.625	57	1:18.233		209									

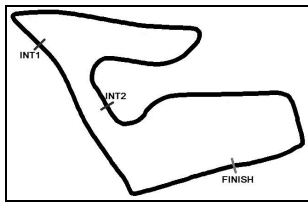
5 Petecof, BRA									theoretical besttime: 1:31.233								
1	3:01.016	1:39.299	180	48.014	113	33.703	176	180	4	1:31.459	23.854	214	40.393	175	27.212	194	214
2	1:41.683	28.262	126	45.023	163	28.398	190	126	4		23.867	211	40.054	180			211
3	1:31.954	24.043	209	40.599	175	27.312	194	209									

6 Cohen, ISR									theoretical besttime: 1:31.894								
1	3:42.356	2:18.749	142	49.919	126	33.688	165	142	6	6:43.701	5:34.330	186	41.564	164	27.807	192	186
2	1:43.438	28.883	165	45.746	150	28.809	186	165	7	1:32.024	24.088	210	40.486	169	27.450	194	210
3	1:40.184	24.913	202	46.933	161	28.338	192	202	8	1:31.987	24.142	240	40.460	174	27.395	193	240
4	1:32.450	24.129	210	40.731	168	27.590	194	210	8	2:39.587	23.958	210	1:02.627	70	1:13.002		210
5	2:25.368	24.046	210	44.440	69	1:16.882		210									

7 Stanek, CZE									theoretical besttime: 1:31.208								
1	4:16.556	3:00.400	154	46.099	123	30.057	169	154	4	5:53.619	4:43.463	200	42.613	171	27.543	193	200
2	1:34.996	26.004	204	41.430	169	27.565	194	204	5	1:31.419	24.028	210	40.151	173	27.240	193	210
2	1:32.186	24.060	209	40.533	175	27.593	194	209	6	1:31.281	23.880	211	40.121	177	27.280	193	211
2	1:35.285	23.869	213	40.542	158	30.874	191	213	7	3:18.010	23.847	211	1:33.668	65	1:20.495		211
3	3:04.057	24.023	209	1:22.709	62	1:17.325		209									

8 Alleco Roy, MCO									theoretical besttime: 1:32.596								
1	3:05.909	1:49.484	160	46.262	144	30.163	187	160	6	3:57.316	55.758	57	1:40.289	62	1:21.269		57
2	1:37.918	25.335	195	43.651	162	28.932	190	195	7	4:49.860	3:33.233	204	46.066	111	30.561	191	204
3	1:33.254	24.351	207	40.959	165	27.944	191	207	8	1:32.893	24.336	209	40.831	168	27.726	193	209
4	1:32.927	24.172	208	40.945	171	27.810	192	208	9	1:31.922	23.944	214	40.549	174	27.429	194	214
5	1:32.655	24.099	209	40.890	171	27.666	192	209	9		25.310	134	1:32.526	60			134

10 Rasmussen, DNK									theoretical besttime: 1:31.820								
1	3:08.591	1:46.952	158	48.337	133	33.302	152	158	5	3:55.657	1:02.662	62	1:30.824	62	1:22.171		62
2	1:44.962	29.837	139	46.014	165	29.111	187	139	6	4:40.855	3:28.791	202	43.042	165	29.022	193	202
3	1:34.732	24.821	207	41.547	160	28.364	191	207	7	1:31.978	23.960	211	40.464	173	27.554	194	211
4	1:34.149	24.154	209	41.917	166	28.078	193	209	8	1:32.210	23.879	212	40.387	171	27.944	193	212
5	1:33.898	23.979	214	40.422	174	29.497	90	214	9		26.018	164	1:33.067	64			164



ADAC Formel 4

Sector List Qualifying 1



Provisional

Reg. Nr.: Amf-CR08/2019

Friday, June 7, 2019 17:50:00

Red Bull Ring, Length: 4318m

Air temperature: 28.11°C

Track temperature: 32.79°C

Weather condition: Dry

Lap	Time	SE1	SP1	SE2	SP2	SE3	SP3	TSP	Lap	Time	SE1	SP1	SE2	SP2	SE3	SP3	TSP
11	Famularo, VEN								theoretical besttime: 1:31.375								
1	1:59.886	40.078	151	47.693	151	32.115	154	151	5	1:57.639	23.964	210	42.532	101	51.143		210
2	1:50.198	28.773	152	47.178	136	34.247	160	152	6	7:17.429	6:05.742	179	42.510	175	29.177	186	179
3	1:41.008	28.392	185	43.504	156	29.112	192	185	7	1:32.034	24.152	214	40.558	176	27.324	193	214
4	1:33.260	24.063	209	41.295	174	27.902	193	209	7	1:31.427	23.874	212	40.291	178	27.262	194	212
4	1:31.790	24.039	210	40.344	175	27.407	193	210	8	2:50.904	23.822	212	1:07.900	72	1:19.182		212

14	Saucy, SUI								theoretical besttime: 1:31.815								
1	3:01.416	1:41.495	161	47.707	133	32.214	189	161	6	3:09.061	27.827	68	1:26.806	91	1:14.428		68
2	1:34.961	25.414	205	41.667	174	27.880	191	205	7	5:51.303	4:41.125	193	41.625	174	28.553	191	193
3	1:32.423	24.226	208	40.774	175	27.423	192	208	8	1:31.940	24.043	211	40.506	178	27.391	195	211
4	1:32.117	24.062	209	40.579	180	27.476	191	209	9	1:32.355	23.918	212	40.581	177	27.856	194	212
5	1:32.140	24.089	209	40.592	179	27.459	192	209	10		29.911	107	1:29.520	65			107

15	Toth, HUN								theoretical besttime: 1:33.586								
1	3:26.218	2:08.488	152	47.143	147	30.587	178	152	5	3:50.965	1:09.793	65	1:29.549	70	1:11.623		65
2	1:35.742	25.709	206	41.714	176	28.319	190	206	6	4:39.352	3:27.696	188	42.856	174	28.800	189	188
3	1:34.511	24.645	207	41.448	174	28.418	189	207	7	1:34.375	25.015	206	41.249	177	28.111	191	206
4	1:33.838	24.352	208	41.501	175	27.985	191	208	8	1:33.793	24.546	208	41.123	177	28.154	190	208
5	1:40.245	24.294	207	41.374	175	34.580	60	207	8		55.767	52	1:27.256	81			52

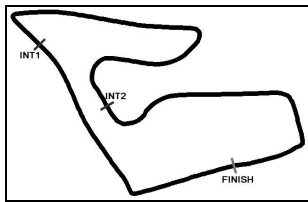
16	Estner, DEU								theoretical besttime: 1:31.637								
1	2:29.645	1:13.029	151	46.049	140	30.567	186	151	6	3:03.710	24.124	209	1:19.028	58	1:20.558		209
2	1:41.741	27.385	172	45.219	158	29.137	189	172	7	5:57.028	4:44.578	181	42.730	165	29.720	192	181
3	1:35.339	25.386	200	42.062	160	27.891	191	200	8	1:32.216	23.996	211	40.582	168	27.638	192	211
4	1:33.506	24.293	207	40.881	163	28.332	192	207	9	1:31.637	23.931	211	40.287	170	27.419	193	211
5	1:32.870	24.296	209	40.752	167	27.822	192	209	10	3:12.758	23.945	210	1:24.508	62	1:24.305		210

17	Leclerc, MCO								theoretical besttime: 1:31.620								
1	5:40.938	4:28.728	200	43.038	165	29.172	186	200	5	6:38.682	5:29.779	201	41.145	177	27.758	191	201
2	1:37.926	24.581	207	40.967	165	32.378	190	207	6	1:31.999	24.064	209	40.424	177	27.511	192	209
3	1:32.097	24.172	209	40.443	178	27.482	192	209	7	1:45.911	23.853	210	40.285	179	41.773		210
4	3:07.215	26.371	180	1:20.293	59	1:20.551		180									

21	Pourchaire, FRA								theoretical besttime: 1:31.309								
1	5:55.460	4:35.368	190	45.343	135	34.749	171	190	5	6:56.214	5:44.907	202	42.139	105	29.168	192	202
2	1:34.764	25.131	206	42.049	171	27.584	191	206	6	1:31.526	24.008	209	40.291	177	27.227	194	209
3	1:31.515	24.059	209	40.274	178	27.182	194	209	7	2:35.625	23.853	210	53.411	58	1:18.361		210
4	3:06.109	24.409	176	1:24.884	58	1:16.816		176									

22	Carrara, ARG								theoretical besttime: 1:31.887								
1	3:19.983	2:05.761	167	44.394	166	29.828	189	167	6	3:56.594	1:01.647	79	1:32.955	61	1:21.992		79
2	1:35.965	24.836	206	42.862	165	28.267	190	206	7	4:40.883	3:28.939	190	42.599	147	29.345	191	190
3	1:32.795	24.395	207	40.707	173	27.693	193	207	8	1:32.206	24.181	209	40.571	172	27.454	193	209
4	1:32.087	23.862	214	40.667	174	27.558	193	214	9	1:32.899	23.942	211	40.686	154	28.271	192	211
5	1:33.358	24.015	209	40.849	153	28.494	188	209	10		25.164	157	1:32.784	62			157

23	Edgar, GBR								theoretical besttime: 1:32.178								
1	3:52.058	2:34.647	151	47.193	147	30.218	180	151	6	7:10.255	5:59.775	200	42.406	161	28.074	193	200
2	1:39.960	27.506	173	43.233	155	29.221	192	173	7	1:32.178	23.934	211	40.650	167	27.594	193	211
3	1:34.508	24.137	212	42.172	166	28.199	192	212	8	1:33.113	23.938	211	40.841	165	28.334	184	211
4	1:32.736	24.044	211	41.015	167	27.677	192	211	9		54.646	68	1:23.440	77			68
5	2:28.979	23.940	211	50.215	76	1:14.824		211									



ADAC Formel 4

Sector List Qualifying 1



Provisional

Reg. Nr.: Amf-CR08/2019

Red Bull Ring, Length: 4318m

Air temperature: 28.11°C

Track temperature: 32.79°C

Weather condition: Dry

Friday, June 7, 2019 17:50:00

Lap	Time	SE1	SP1	SE2	SP2	SE3	SP3	TSP	Lap	Time	SE1	SP1	SE2	SP2	SE3	SP3	TSP
24	Gnos, CHE								theoretical besttime: 1:33.080								
1	3:34.282	2:20.841	175	44.397	154	29.044	186	175	6	7:51.791	6:40.494	202	42.202	140	29.095	189	202
2	1:35.065	24.960	204	41.860	160	28.245	189	204	7	1:33.193	24.362	209	40.969	165	27.862	191	209
3	1:34.396	24.699	205	41.298	164	28.399	189	205	8	1:33.378	24.357	208	41.055	167	27.966	191	208
4	1:33.578	24.494	207	41.114	163	27.970	191	207	9		24.332	208	1:31.786	77			208
5	1:53.888	24.249	208	40.989	163	48.650		208									

25	Alatalo, FIN								theoretical besttime: 1:31.530								
1	3:22.369	2:10.468	188	43.456	160	28.445	182	188	6	7:51.214	6:42.649	200	41.176	166	27.389	194	200
2	1:36.309	25.528	194	42.447	160	28.334	191	194	7	1:31.902	24.018	209	40.679	166	27.205	193	209
3	1:43.176	24.267	209	51.232	163	27.677	193	209	7	1:31.689	23.953	210	40.516	167	27.220	193	210
4	1:32.189	24.125	209	40.642	163	27.422	194	209	8	2:37.632	23.965	209	57.201	62	1:16.466		209
5	1:40.703	24.011	210	40.357	166	36.335		210									

26	Dürksen, PAR								theoretical besttime: 1:31.616								
1	3:24.635	2:11.898	171	43.855	157	28.882	184	171	6	3:55.652	1:04.004	64	1:30.472	72	1:21.176		64
2	1:35.931	25.242	186	41.998	167	28.691	193	186	7	4:33.097	3:19.724	172	44.857	152	28.516	194	172
3	1:32.625	24.203	209	40.719	166	27.703	194	209	8	1:33.335	23.853	212	40.958	166	28.524	194	212
4	1:31.919	24.050	210	40.426	168	27.443	194	210	9	1:31.960	23.911	211	40.712	169	27.337	196	211
5	1:34.042	23.954	210	40.548	169	29.540	76	210	10		25.900	149	1:29.407	65			149

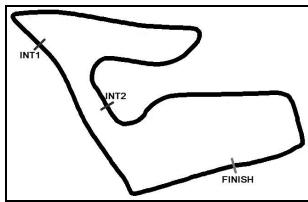
28	Ghiretti, FRA								theoretical besttime: 1:30.908								
1	4:31.303	3:20.511	204	42.665	162	28.127	187	204	4	3:11.444	23.930	211	1:34.091	70	1:13.423		211
2	1:33.428	24.516	207	41.329	173	27.583	192	207	5	5:42.391	4:29.336	198	44.177	112	28.878	192	198
3	1:32.356	24.047	209	40.971	171	27.338	193	209	6	1:31.433	24.021	210	40.133	176	27.279	193	210
4	1:31.372	24.011	209	40.214	174	27.147	193	209	7	1:30.908	23.876	210	39.931	178	27.101	194	210

32	Berets, RUS								theoretical besttime: 1:31.911								
1	3:15.750	1:10.388	66	1:15.109	82	50.253	105	66	6	3:53.080	1:03.979	67	1:33.092	69	1:16.009		67
2	1:41.399	28.438	193	44.243	156	28.718	189	193	7	4:37.920	3:25.593	200	44.355	169	27.972	192	200
3	1:34.367	25.052	199	41.515	172	27.800	192	199	8	1:32.116	24.039	211	40.429	171	27.648	193	211
4	1:32.452	24.103	210	40.707	174	27.642	193	210	9	1:32.264	23.890	213	40.782	169	27.592	193	213
5	1:42.595	26.543	127	42.865	174	33.187	58	127	10		35.103	74	1:31.031	75			74

33	Salmenautio, FIN								theoretical besttime: 1:32.546								
1	2:31.924	53.651	132	1:07.107	152	31.166	182	132	6	3:06.199	24.245	209	1:27.107	63	1:14.847		209
2	1:37.100	26.110	168	42.855	160	28.135	189	168	7	6:02.634	4:50.113	203	42.358	161	30.163	191	203
3	1:33.152	24.324	207	41.002	165	27.826	191	207	8	1:32.756	24.283	209	40.807	173	27.666	192	209
4	1:40.754	24.146	209	42.677	115	33.931	192	209	9	1:33.918	24.191	209	42.010	168	27.717	193	209
5	1:44.376	24.073	209	40.852	167	39.451	190	209	10		37.628	73	1:29.385	75			73

44	Belov, RUS								theoretical besttime: 1:33.248								
1	3:14.830	1:57.574	195	43.760	134	33.496	185	195	5	3:52.655	56.248	64	1:37.220	63	1:19.187		64
2	1:37.228	24.756	203	44.316	166	28.156	187	203	6	5:05.626	3:50.494	154	46.899	167	28.233	190	154
3	1:33.755	24.632	205	41.358	171	27.765	191	205	7	1:40.609	27.048	136	45.961	169	27.600	191	136
4	1:33.663	25.047	203	41.074	173	27.542	191	203	8	2:24.686	25.170	189	51.387	137	1:08.129		189
5	1:32.437	24.189	208	40.752	172	27.496	157	208									

55	Meyuhas, ISR								theoretical besttime: 1:32.260								
1	2:12.616	52.561	175	48.703	137	31.352	183	175	6	2:28.808	24.230	210	51.459	70	1:13.119		210
2	1:39.961	26.569	185	43.496	148	29.896	187	185	7	6:57.512	5:42.790	204	42.476	126	32.246	191	204
3	1:39.118	26.401	189	43.517	153	29.200	192	189	8	1:32.884	24.332	210	40.761	176	27.791	192	210
4	1:35.943	24.356	209	43.259	164	28.328	192	209	9	1:32.260	24.163	210	40.549	178	27.548	193	210
5	1:33.068	24.204	210	40.838	176	28.026	193	210	10		25.408	150	1:29.994	66			150



ADAC Formel 4

Sector List Qualifying 1

Provisional

Reg. Nr.: Amf-CR08/2019

Friday, June 7, 2019 17:50:00



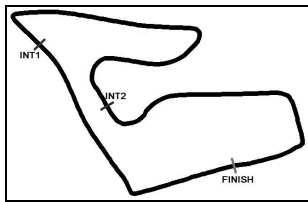
Red Bull Ring, Length: 4318m

Air temperature: 28.11°C

Track temperature: 32.79°C

Weather condition: Dry

Lap	Time	SE1	SP1	SE2	SP2	SE3	SP3	TSP	Lap	Time	SE1	SP1	SE2	SP2	SE3	SP3	TSP
62	Hauger, NOR	theoretical besttime: 1:30.774															
1	5:24.645	4:02.796	149	49.260	144	32.589	154	149	5	5:55.003	4:41.961	202	44.457	138	28.585	192	202
2	1:53.412	29.649	139	50.547	144	33.216	185	139	6	1:31.465	23.935	211	40.244	175	27.286	196	211
3	1:42.779	27.268	180	46.498	162	29.013	194	180	7	1:30.881	23.746	213	40.064	174	27.071	197	213
4	3:05.077	23.846	212	1:22.557	61	1:18.674		212	8		23.639	213	1:33.675	60			213



ADAC Formel 4

Top speed list Qualifying 1



Provisional

Reg. Nr.: Amf-CR08/2019

Friday, June 7, 2019 17:50:00

Red Bull Ring, Length: 4318m

Air temperature: 28.11°C

Track temperature: 32.79°C

Weather condition: Dry

#	Name (NAT)	Team	Car name	Speed	Lap	Race time
22	Giorgio Carrara (ARG)	Jenzer Motorsport (CHE)	ADAC Formel 4	214.42	4	6:52.605
7	Roman Stanek (CZE)	US Racing - CHR5 (DEU)	ADAC Formel 4	213.14	2	7:47.607
62	Dennis Hauger (NOR)	Van Amersfoort Racing (NLD)	ADAC Formel 4	213.14	7	13:25.094
32	Ivan Berets (RUS)	DRZ Benelli (ITA)	ADAC Formel 4	213.14	9	13:42.536
26	Joshua Dürksen (PAR)	ADAC Berlin-Brandenburg e.V. (DEU)	ADAC Formel 4	212.72	8	12:00.721
11	Alessandro Famularo (VEN)	Prema Powerteam SRL (ITA)	ADAC Formel 4	212.72	7	13:16.082
14	Gregoire Saucy (SUI)	R-ACE GP	ADAC Formel 4	212.72	9	13:38.246
23	Jonny Edgar (GBR)	Jenzer Motorsport (CHE)	ADAC Formel 4	212.30	3	5:56.155
10	Oliver Rasmussen (DNK)	Prema Powerteam SRL (ITA)	ADAC Formel 4	212.30	8	13:37.668
5	Gianluca Petecof (BRA)	Prema Powerteam SRL (ITA)	ADAC Formel 4	211.88	4	8:09.979
2	Nico Göhler (DEU)	ADAC Berlin-Brandenburg e.V. (DEU)	ADAC Formel 4	211.47	3	5:08.509
28	Alessandro Ghiretti (FRA)	US Racing - CHR5 (DEU)	ADAC Formel 4	211.47	4	9:27.190
16	Sebastian Estner (DEU)	Van Amersfoort Racing (NLD)	ADAC Formel 4	211.47	8	11:46.802
4	Niklas Krütten (DEU)	Van Amersfoort Racing (NLD)	ADAC Formel 4	211.05	8	13:17.875
55	Roe Meyuhas (ISR)	CRAM Motorsport (ITA)	ADAC Formel 4	210.64	5	7:31.842
3	Paul Aron (EST)	Prema Powerteam SRL (ITA)	ADAC Formel 4	210.64	6	8:43.762
17	Arthur Leclerc (MCO)	US Racing - CHR5 (DEU)	ADAC Formel 4	210.64	7	14:01.677
6	Ido Cohen (ISR)	Van Amersfoort Racing (NLD)	ADAC Formel 4	210.64	8	14:44.433
25	William Alatalo (FIN)	ADAC Berlin-Brandenburg e.V. (DEU)	ADAC Formel 4	210.23	5	8:38.054
21	Theo Pourchaire (FRA)	US Racing - CHR5 (DEU)	ADAC Formel 4	210.23	7	14:28.408
33	Jesse Salmenautio (FIN)	DRZ Benelli (ITA)	ADAC Formel 4	209.82	5	7:47.003
8	Lucas Alleco Roy (MCO)	Van Amersfoort Racing (NLD)	ADAC Formel 4	209.41	8	12:03.142
24	Axel Gnos (CHE)	Jenzer Motorsport (CHE)	ADAC Formel 4	209.00	7	11:56.329
15	Laszlo Toth (HUN)	R-ACE GP	ADAC Formel 4	208.20	4	7:00.823
44	Michael Belov (RUS)	R-ACE GP	ADAC Formel 4	205.02	3	5:16.690