

# ADAC GT4 Germany

## Result List Free Practice 2



Provisional

Reg. Nr.: Amf-CR08/2019

Friday, June 7, 2019 13:45:00

Red Bull Ring, Length: 4318m

Air temperature: 28.69°C

Track temperature: 34.13°C

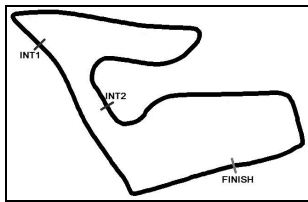
Weather condition: Dry

started : 19      classified : 19      not classified : 0

Nr.	Drivers	Sponsor	Lap	Best Time	Gap	Diff	Kph	Day Time
Cl.	Car	Competitor						
1	2 M.Schrey(DEU)/T.Jäger(AUT) BMW M4 GT4	Hofor Racing by Bonk Motorsport	10	1:38.901			157.1	14:07:35
2	15 F.Kovac(CRO)/T.Tekaat(DEU) T BMW M4 GT4	MRS Besagroup Racing	8	1:39.018	0.117	0.117	156.9	14:02:59
3	77 T.Heinemann(DEU)/L.Wankmüller(DEU) J Mercedes-AMG GT4	HP Racing International	10	1:39.166	0.265	0.148	156.7	14:07:24
4	17 H.Hadergasser(DEU)/H.Still(DEU) T Porsche Cayman GT4	KÜS TEAM75 Bernhard	25	1:39.246	0.345	0.080	156.6	14:33:14
5	11 O.Mayer(DEU)/J.Springob(DEU) J Mercedes-AMG GT4	Bremotion	24	1:39.422	0.521	0.176	156.3	14:33:12
6	14 S.Grotstollen(DEU)/G.Braun(DEU) T BMW M4 GT4	MRS Besagroup Racing	22	1:39.736	0.835	0.314	155.8	14:35:17
7	24 M.Siljehaug(NOR)/E.Angermayr(AUT) J KTM X-Bow GT4	Felbermayr Reiter	16	1:39.824	0.923	0.088	155.7	14:25:52
8	23 L.Kraihamer(AUT)/R.Kofler(AUT) KTM X-Bow GT4	True Racing	22	1:40.013	1.112	0.189	155.4	14:36:51
9	7 M.Zug(DEU)/G.Piana(ITA) J BMW M4 GT4	RN Vision STS	11	1:40.021	1.120	0.008	155.4	14:06:10
10	6 M.Beckhusen(DEU)/M.Lungstrass(DEU) J Audi R8 LMS GT4	Racing One	7	1:40.062	1.161	0.041	155.3	13:58:31
11	5 N.Rindlisbacher(CHE)/P.Stalidzane(DEU) J Audi R8 LMS GT4	Hella Pagid - racing one Racing One	21	1:40.093	1.192	0.031	155.3	14:34:11
12	19 J.Viebahn(DEU)/J.Lappalainen(FIN) T Aston Martin Vantage AMR GT4	PROpeak Performace	4	1:40.124	1.223	0.031	155.2	13:52:52
13	18 F.Thoma(CHE)/J.Lesoudier(FRA) Aston Martin Vantage AMR GT4	PROpeak Performace	9	1:40.237	1.336	0.113	155.0	14:05:31
14	99 H.Owega(DEU)/J.Owega(DEU) J Mercedes-AMG GT4	GetSpeed Performance	26	1:40.377	1.476	0.140	154.8	14:34:09
15	22 J.Kasperlik(DEU)/L.Kern(DEU) T Porsche Cayman GT4	Team Allied-Racing	5	1:40.532	1.631	0.155	154.6	13:54:47
16	3 C.Hürtgen(DEU)/M.Fischer(AUT) BMW M4 GT4	Hofor Racing by Bonk Motorsport	14	1:40.733	1.832	0.201	154.3	14:21:01
17	36 M.Suabo(DEU)/A.Woller(DEU) T Mercedes-AMG GT4	Schütz Motorsport	15	1:41.056	2.155	0.323	153.8	14:20:32
18	21 G.van Parijs(BEL)/C.Schöll(AUT) Porsche Cayman GT4	Team Allied-Racing	27	1:41.110	2.209	0.054	153.7	14:37:20
19	66 F.Dziwok(POL)/D.Davidovac(DEU) T Porsche Cayman GT4	HP Racing International	13	1:41.953	3.052	0.843	152.4	14:08:25

Subject to final scrutineering!

Publication time:	Clerk of the Course: Andy Meklau	Timekeeper: Steffen Ruhl
-------------------	----------------------------------	--------------------------



# ADAC GT4 Germany

## Class Result List Free Practice 2



Provisional

Reg. Nr.: Amf-CR08/2019

Friday, June 7, 2019 13:45:00

Red Bull Ring, Length: 4318m  
 Air temperature: 28.69°C  
 Track temperature: 34.13°C  
 Weather condition: Dry

started : 19      classified : 19      not classified : 0

Nr.	Drivers	Sponsor	Lap	Best Time	Gap	Diff	Kph	Day Time
	Car	Competitor						

### CLASS: Trophy

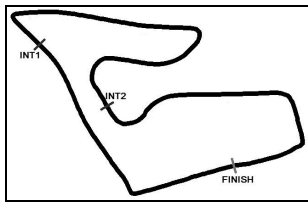
Started: 8	Classified: 8	Not Classified: 0						
1	15 F.Kovac(CRO)/T.Tekaat(DEU) BMW M4 GT4	MRS Besagroup Racing	8	1:39.018			156.9	14:02:59
2	17 H.Hadergasser(DEU)/H.Still(DEU) Porsche Cayman GT4	KÜS TEAM75 Bernhard	25	1:39.246	0.228	0.228	156.6	14:33:14
3	11 O.Mayer(DEU)/J.Springob(DEU) Mercedes-AMG GT4	Bremotion	24	1:39.422	0.404	0.176	156.3	14:33:12
4	14 S.Grotstollen(DEU)/G.Braun(DEU) BMW M4 GT4	MRS Besagroup Racing	22	1:39.736	0.718	0.314	155.8	14:35:17
5	19 J.Viebahn(DEU)/J.Lappalainen(FIN) Aston Martin Vantage AMR GT4	PROpeak Performance	4	1:40.124	1.106	0.388	155.2	13:52:52
6	22 J.Kasperlik(DEU)/L.Kern(DEU) Porsche Cayman GT4	Team Allied-Racing	5	1:40.532	1.514	0.408	154.6	13:54:47
7	36 M.Suabo(DEU)/A.Woller(DEU) Mercedes-AMG GT4	Schütz Motorsport	15	1:41.056	2.038	0.524	153.8	14:20:32
8	66 F.Dziwok(POL)/D.Davidovac(DEU) Porsche Cayman GT4	HP Racing International	13	1:41.953	2.935	0.897	152.4	14:08:25

### CLASS: Junior

Started: 7	Classified: 7	Not Classified: 0						
1	77 T.Heinemann(DEU)/L.Wankmüller(DEU) Mercedes-AMG GT4	HP Racing International	10	1:39.166			156.7	14:07:24
2	11 O.Mayer(DEU)/J.Springob(DEU) Mercedes-AMG GT4	Bremotion	24	1:39.422	0.256	0.256	156.3	14:33:12
3	24 M.Siljehaug(NOR)/E.Angermayr(AUT) KTM X-Bow GT4	Felbermayr Reiter	16	1:39.824	0.658	0.402	155.7	14:25:52
4	7 M.Zug(DEU)/G.Piana(ITA) BMW M4 GT4	RN Vision STS	11	1:40.021	0.855	0.197	155.4	14:06:10
5	6 M.Beckhusen(DEU)/M.Lungstrass(DEU) Audi R8 LMS GT4	Racing One	7	1:40.062	0.896	0.041	155.3	13:58:31
6	5 N.Rindlisbacher(CHE)/P.Stalidzane(DEU) Audi R8 LMS GT4	Hella Pagid - racing one Racing One	21	1:40.093	0.927	0.031	155.3	14:34:11
7	99 H.Owega(DEU)/J.Owega(DEU) Mercedes-AMG GT4	GetSpeed Performance	26	1:40.377	1.211	0.284	154.8	14:34:09

Subject to final scrutineering!

Publication time:	Clerk of the Course: Andy Meklau	Timekeeper: Steffen Ruhl
-------------------	----------------------------------	--------------------------



# ADAC GT4 Germany

## Sector List Free Practice 2



Provisional

Reg. Nr.: Amf-CR08/2019

Red Bull Ring, Length: 4318m

Air temperature: 28.69°C

Track temperature: 34.13°C

Weather condition: Dry

Friday, June 7, 2019 13:45:00

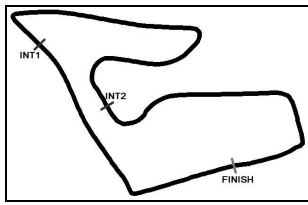
Lap	Time	SE1	SP1	SE2	SP2	SE3	SP3	TSP	Lap	Time	SE1	SP1	SE2	SP2	SE3	SP3	TSP
<b>2 Schrey, DEU / Jäger, AUT</b>									<b>theoretical besttime: 1:38.772</b>								
1	2:31.832	57.128	145	57.318	113	37.386	151	145	8	1:50.825	26.693	174	48.139	134	35.993		174
2	2:02.471	31.886	139	54.395	117	36.190	178	139	9	3:10.487	1:55.209	215	44.358	146	30.920	187	215
3	1:52.964	29.382	161	48.866	130	34.716	175	161	10	<b>1:38.901</b>	<b>24.927</b>	<b>219</b>	<b>43.379</b>	<b>156</b>	30.595	187	<b>219</b>
4	2:04.721	31.743	116	51.627	129	41.351		116	11	1:39.103	24.977	219	43.444	156	30.682	186	219
5	3:24.790	1:55.280	173	51.733	144	37.777	187	173	12	1:46.008	25.057	219	43.487	157	37.464		219
6	1:39.673	24.978	218	43.630	152	31.065	<b>188</b>	218	13								
7	1:38.962	25.019	217	43.477	<b>158</b>	<b>30.466</b>	188	217									

Lap	Time	SE1	SP1	SE2	SP2	SE3	SP3	TSP	Lap	Time	SE1	SP1	SE2	SP2	SE3	SP3	TSP
<b>3 Hürtgen, DEU / Fischer, AUT</b>									<b>theoretical besttime: 1:40.618</b>								
1	2:33.245	58.929	150	56.737	116	37.579	151	150	11	1:41.012	25.314	217	44.386	155	31.312	185	217
2	2:01.775	32.115	181	53.494	118	36.166	178	181	12	1:46.779	25.402	217	44.549	145	36.828		217
3	2:18.956	29.899	159	58.595	112	50.462		159	13	3:09.587	1:53.408	214	44.594	138	31.585	185	214
4	9:10.617	7:42.348	138	51.912	116	36.357	171	138	14	<b>1:40.733</b>	<b>25.276</b>	<b>218</b>	<b>44.302</b>	<b>143</b>	<b>31.155</b>	<b>186</b>	<b>218</b>
5	1:52.926	29.351	178	49.298	125	34.277	173	178	15	1:41.149	<b>25.161</b>	<b>221</b>	44.633	149	31.355	186	<b>221</b>
6	2:12.143	32.946	117	58.003	108	41.194	128	117	16	1:40.999	25.217	220	44.540	144	31.242	186	220
7	1:50.463	33.344	162	45.632	151	31.487	185	162	17	1:45.740	25.348	219	44.983	142	35.409		219
8	1:41.078	25.350	218	44.468	<b>156</b>	31.260	185	218	18	3:20.103	1:55.581	158	46.998	139	37.524		158
9	1:41.720	25.292	217	45.029	147	31.399	185	217	19								
10	1:41.211	25.312	217	44.627	152	31.272	186	217									

Lap	Time	SE1	SP1	SE2	SP2	SE3	SP3	TSP	Lap	Time	SE1	SP1	SE2	SP2	SE3	SP3	TSP
<b>5 Rindlisbacher, CHE / Stalidzane, DEU</b>									<b>theoretical besttime: 1:39.942</b>								
1	2:06.126	44.880	178	48.506	138	32.740	182	178	12	1:46.808	25.939	211	44.330	147	36.539		211
2	1:41.871	26.228	210	44.499	145	31.144	183	210	13	3:01.164	1:44.776	175	45.144	147	31.244	183	175
3	1:41.293	25.887	211	44.276	143	31.130	183	211	14	1:41.665	25.533	208	44.850	148	31.282	181	208
4	1:41.354	25.581	211	44.519	139	31.254	183	211	15	1:49.187	26.021	209	52.020	146	31.146	183	209
5	1:41.131	25.601	210	44.445	148	31.085	183	210	16	1:40.817	25.610	212	43.919	148	31.288	183	212
6	1:40.905	25.528	211	44.111	144	31.266	181	211	17	1:40.626	25.530	212	44.222	149	30.874	185	212
7	1:47.375	25.577	211	44.688	142	37.110		211	18	1:53.513	31.968	90	50.030	147	31.515	182	90
8	12:30.191	11:14.041	206	45.017	145	31.133	183	206	19	1:41.690	25.685	210	44.616	144	31.389	182	210
9	1:41.926	25.656	211	45.128	143	31.142	184	211	20	1:41.542	25.762	212	44.776	156	31.004	184	212
10	1:41.541	<b>25.413</b>	213	44.495	142	31.633	183	213	21	<b>1:40.093</b>	25.457	213	43.933	152	<b>30.703</b>	<b>184</b>	<b>213</b>
11	1:41.088	25.544	211	44.445	142	31.099	183	211	22	1:40.126	25.560	212	<b>43.826</b>	<b>152</b>	30.740	183	212

Lap	Time	SE1	SP1	SE2	SP2	SE3	SP3	TSP	Lap	Time	SE1	SP1	SE2	SP2	SE3	SP3	TSP
<b>6 Beckhusen, DEU / Lungstrass, DEU</b>									<b>theoretical besttime: 1:39.729</b>								
1	2:40.977	1:12.229	149	53.311	124	35.437	174	149	14	3:19.827	2:01.397	190	45.370	144	33.060	180	190
2	1:47.185	27.426	207	47.331	136	32.428	180	207	15	1:41.052	25.713	211	44.327	152	31.012	183	211
3	1:41.493	25.857	211	44.590	144	31.046	184	211	16	1:40.868	25.491	211	44.220	153	31.157	182	211
4	1:41.393	25.799	211	44.603	145	30.991	183	211	17	1:41.515	25.484	212	44.286	152	31.745	184	212
5	1:40.420	25.536	212	44.004	154	30.880	184	212	18	1:41.936	<b>25.353</b>	<b>212</b>	44.018	147	32.565	184	212
6	1:40.251	25.374	212	43.815	<b>156</b>	31.062	184	212	19	1:41.231	25.425	212	44.483	137	31.323	183	212
7	<b>1:40.062</b>	25.540	212	43.743	153	<b>30.779</b>	<b>184</b>	212	20	1:40.729	25.410	212	43.963	147	31.356	178	212
8	2:00.239	25.416	211	43.822	152	51.001		211	21	1:41.511	25.511	212	44.131	145	31.869	160	212
9	6:22.272	5:00.037	188	48.293	131	33.942	179	188	22	1:52.229	29.742	148	49.726	125	32.761	184	148
10	1:44.252	26.640	210	45.698	145	31.914	182	210	23	1:52.447	27.225	178	54.111	145	31.111	183	178
11	1:40.939	25.583	213	44.386	151	30.970	184	213	24	1:40.762	25.482	212	44.225	147	31.055	182	212
12	1:40.153	25.415	213	43.884	152	30.854	183	213	25	2:43.649	25.481	211	46.645	129	1:31.523		211
13	1:46.133	25.388	<b>213</b>	<b>43.597</b>	150	37.148		<b>213</b>									

Lap	Time	SE1	SP1	SE2	SP2	SE3	SP3	TSP	Lap	Time	SE1	SP1	SE2	SP2	SE3	SP3	TSP
<b>7 Zug, DEU / Piana, ITA</b>									<b>theoretical besttime: 1:39.804</b>								
1	2:09.167	48.596	168	47.559	142	33.012	184	168	15	1:40.781	25.345	217	44.202	143	31.234	186	217
2	1:43.599	25.589	193	46.474	145	31.536	184	193	16	1:40.632	25.268	217	44.058	152	31.306	185	217
3	1:40.837	25.338	216	44.331	151	31.168	184	216	17	1:40.459	25.339	216	43.904	148	31.216	186	216
4	1:40.751	25.385	213	44.297	149	31.069	185	213	18	1:40.779	25.271	217	44.129	146	31.379	185	217
5	1:40.635	25.343	214	44.185	147	31.107	184	214	19	1:40.522	25.169	217	44.097	150	31.256	185	217
6	1:45.700	25.349	213	44.331	148	36.020		213	20	1:40.296	25.166	218	44.155	154	30.975	186	218
7	3:09.663	1:54.028	212	44.512	146	31.123	184	212	21	1:42.383	<b>25.082</b>	<b>218</b>	45.878	146	31.423	185	<b>218</b>
8	1:40.297	25.212	215	44.164	153	30.921	185	215	22	1:40.810	25.144	218	44.126	150	31.540	183	218
9	1:40.345	25.272	215	43.966	150	31.107	185	215	23	1:40.601	25.328	217	44.068	144	31.205	184	217
10	1:40.086	25.226	215	43.980	155	30.880	186	215	24	1:40.571	25.228	218	44.204	146	31.139	186	218
11	<b>1:40.021</b>	25.299	216	<b>43.864</b>	155	<b>30.858</b>	185	216	25	1:40.694	25.237	217	44.071	153	31.386	184	217
12	1:40.187	25.161	217	44.041	154	30.985	186	217	26	1:45.231	25.283	217	44.095	147	35.853		217



# ADAC GT4 Germany

## Sector List Free Practice 2



Provisional

Reg. Nr.: Amf-CR08/2019

Red Bull Ring, Length: 4318m

Air temperature: 28.69°C

Track temperature: 34.13°C

Weather condition: Dry

Friday, June 7, 2019 13:45:00

Lap	Time	SE1	SP1	SE2	SP2	SE3	SP3	TSP	Lap	Time	SE1	SP1	SE2	SP2	SE3	SP3	TSP
13	1:44.903	25.250	217	44.250	<b>156</b>	35.403		217	27	3:10.220	1:54.281	214	44.410	145	31.529	187	214
14	3:10.984	1:54.703	213	44.682	140	31.599	185	213									

### 11 Mayer, DEU / Springob, DEU

theoretical besttime: 1:39.302

1	2:11.477	49.136	147	49.767	130	32.574	181	147	14	1:56.700	25.956	207	46.348	126	44.396		207
2	1:44.388	26.116	196	46.350	139	31.922	184	196	15	3:21.533	2:05.446	210	44.636	160	31.451	184	210
3	1:41.986	25.959	212	44.835	142	31.192	184	212	16	1:40.665	25.658	213	43.979	166	31.028	185	213
4	1:41.968	25.442	213	45.113	142	31.413	184	213	17	1:40.514	25.280	214	44.108	163	31.126	185	214
5	1:42.167	25.566	212	45.098	143	31.503	184	212	18	1:39.672	25.189	215	43.675	160	30.808	185	<b>215</b>
6	1:42.443	25.620	211	44.761	145	32.062	176	211	19	1:40.741	25.466	214	43.912	164	31.363	184	214
7	1:42.736	26.541	211	44.550	151	31.645	182	211	20	1:40.039	25.193	215	43.806	166	31.040	184	215
8	1:42.435	26.362	211	44.588	144	31.485	183	211	21	1:44.227	25.253	213	43.784	163	35.190		213
9	1:42.215	25.663	211	44.971	135	31.581	184	211	22	2:58.784	1:43.748	210	43.818	164	31.218	183	210
10	1:41.224	25.581	213	44.556	137	31.087	185	213	23	1:40.253	25.418	213	43.859	166	30.976	185	213
11	4:25.321	25.904	190	46.345	130	3:13.072		190	24	<b>1:39.422</b>	<b>25.150</b>	<b>214</b>	43.558	164	<b>30.714</b>	<b>186</b>	214
12	2:09.794	52.295	191	45.874	135	31.625	182	191	25	1:42.929	25.318	214	<b>43.438</b>	<b>169</b>	34.173	175	214
13	1:42.041	25.820	211	44.936	134	31.285	183	211	26	1:40.611	26.057	213	43.602	159	30.952	185	213

### 14 Grotstollen, DEU / Braun, DEU

theoretical besttime: 1:39.627

1	3:01.659	1:08.847	126	1:02.135	93	50.677		126	13	1:40.735	25.345	216	43.801	159	31.589	180	216
2	3:42.705	1:59.084	115	56.354	118	47.267		115	14	1:40.636	25.266	217	43.857	157	31.513	184	217
3	2:12.186	44.221	114	50.524	139	37.441	184	114	15	1:40.460	25.148	218	43.853	164	31.459	184	218
4	1:42.191	25.754	212	45.015	146	31.422	185	212	16	1:40.387	25.306	217	44.048	156	31.033	184	217
5	1:42.929	25.867	216	44.847	144	32.215	186	216	17	1:46.874	25.253	217	43.965	145	37.656		217
6	1:56.549	26.388	194	48.123	129	42.038		194	18	3:13.109	1:56.519	213	44.773	141	31.817	179	213
7	8:31.473	7:11.944	127	47.769	154	31.760	184	127	19	1:40.446	25.552	218	43.969	148	30.925	187	<b>218</b>
8	1:41.424	25.370	215	44.230	150	31.824	182	215	20	1:40.237	25.296	217	44.024	144	<b>30.917</b>	<b>187</b>	217
9	1:41.701	25.447	215	44.627	153	31.627	184	215	21	1:40.247	25.230	218	43.901	140	31.116	187	218
10	1:41.345	25.342	217	44.261	158	31.742	182	217	22	<b>1:39.736</b>	<b>24.937</b>	<b>217</b>	<b>43.773</b>	<b>145</b>	31.026	187	217
11	1:40.769	25.645	215	43.937	152	31.187	184	215	23	1:40.342	25.214	218	44.174	142	30.954	188	218
12	1:40.529	25.306	217	43.854	156	31.369	182	217									

### 15 Kovac, CRO / Tekaat, DEU

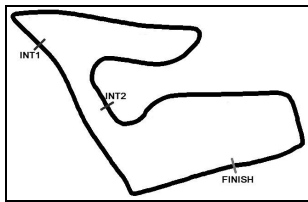
theoretical besttime: 1:38.596

1	2:52.215	1:16.726	97	1:02.997	121	32.492	181	97	12	2:01.840	26.613	213	49.046	131	46.181		213
2	1:43.482	25.621	215	44.366	144	33.495	184	215	13	5:04.010	3:45.786	210	45.830	150	32.394	180	210
3	1:41.814	26.326	214	44.252	146	31.236	183	214	14	1:42.775	26.099	216	44.810	153	31.866	181	216
4	1:39.881	25.189	214	43.906	150	30.786	184	214	15	1:43.075	26.051	215	44.725	153	32.299	181	215
5	1:39.674	25.192	215	43.813	147	30.669	184	215	16	1:48.978	25.893	216	49.159	135	33.926	181	216
6	1:48.587	25.160	214	44.892	149	38.535		214	17	1:42.827	25.958	216	44.883	143	31.986	182	216
7	4:14.831	2:55.947	154	47.949	139	30.935	<b>186</b>	154	18	1:42.531	25.919	217	44.438	154	32.174	179	217
8	<b>1:39.018</b>	<b>25.045</b>	217	43.541	144	<b>30.432</b>	186	217	19	1:44.768	25.865	216	44.885	131	34.018	178	216
9	1:39.161	<b>24.776</b>	<b>219</b>	<b>43.388</b>	148	30.997	184	<b>219</b>	20	1:47.395	28.676	166	46.215	140	32.504	182	166
10	1:57.864	24.990	217	46.832	133	46.042		217	21	1:43.868	26.650	207	45.307	153	31.911	181	207
11	6:38.482	5:17.723	198	47.809	151	32.950	180	198	22	1:42.047	25.815	215	44.388	156	31.844	180	215

### 17 Hadergasser, DEU / Still, DEU

theoretical besttime: 1:39.175

1	2:44.639	1:13.817	137	54.345	119	36.477	158	137	15	1:49.427	26.888	208	47.494	142	35.045	180	208
2	1:53.509	27.831	203	49.154	120	36.524	175	203	16	1:44.740	26.125	210	45.604	137	33.011	178	210
3	1:53.030	27.702	154	50.723	125	34.605	177	154	17	1:46.688	26.413	209	45.748	125	34.527	179	209
4	1:46.742	26.961	204	46.133	129	33.648	177	204	18	1:45.601	26.365	210	45.785	143	33.451	170	210
5	1:46.612	26.588	208	46.373	134	33.651	178	208	19	1:54.178	26.817	205	46.353	135	41.008		205
6	1:46.715	26.426	208	46.255	128	34.034	175	208	20	4:09.567	2:52.504	135	46.057	125	31.006	183	135
7	1:45.732	26.467	209	45.932	133	33.333	175	209	21	1:39.982	25.550	213	43.801	161	30.631	185	<b>213</b>
8	1:45.856	26.269	209	46.185	138	33.402	178	209	22	1:39.415	25.240	213	43.551	156	30.624	186	213
9	1:46.582	26.432	208	46.795	126	33.355	178	208	23	1:39.936	25.303	213	43.859	158	30.774	185	213
10	1:49.922	27.176	184	47.117	127	35.629	174	184	24	1:39.571	25.325	213	43.695	152	30.551	187	213
11	1:51.122	26.180	210	50.266	103	34.676	177	210	25	<b>1:39.246</b>	<b>25.208</b>	<b>213</b>	<b>43.443</b>	<b>154</b>	30.595	185	213
12	1:45.649	26.628	209	45.748	130	33.273	179	209	26	1:40.195	25.354	213	43.690	155	31.151	183	213
13	1:45.495	26.127	211	46.186	135	33.182	179	211	27	1:39.494	25.312	213	43.658	156	<b>30.524</b>	<b>186</b>	213
14	1:44.703	26.342	209	45.266	135	33.095	179	209									



# ADAC GT4 Germany

## Sector List Free Practice 2



Provisional

Reg. Nr.: Amf-CR08/2019

Friday, June 7, 2019 13:45:00

Red Bull Ring, Length: 4318m

Air temperature: 28.69°C

Track temperature: 34.13°C

Weather condition: Dry

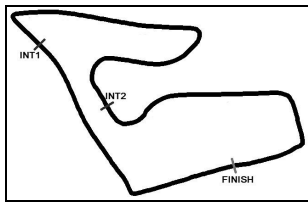
Lap	Time	SE1	SP1	SE2	SP2	SE3	SP3	TSP	Lap	Time	SE1	SP1	SE2	SP2	SE3	SP3	TSP
<b>18</b> Thoma, CHE / Lesoudier, FRA									<b>theoretical besttime: 1:39.760</b>								
1	2:07.032	45.734	165	48.503	139	32.795	180	165	11	3:16.155	1:55.517	207	44.387	142	36.251	207	
2	1:44.277	26.946	175	46.328	145	31.003	183	175	12	3:31.663	2:14.300	205	45.849	143	31.514	182	205
3	1:44.062	25.710	208	46.725	133	31.627	184	208	13	1:41.932	25.792	209	44.865	145	31.275	183	209
4	1:48.173	26.020	205	44.524	138	37.629		205	14	1:41.236	25.675	210	44.579	147	30.982	184	210
5	3:21.375	2:00.549	172	47.527	137	33.299	<b>186</b>	172	15	1:46.560	25.587	210	44.583	144	36.390		210
6	1:42.281	26.480	203	44.792	148	31.009	183	203	16	3:37.379	2:15.905	206	44.698	140	36.776		206
7	1:46.167	25.950	209	<b>43.971</b>	149	36.246		209	17	3:36.476	2:16.506	205	44.459	145	35.511		205
8	3:58.774	2:43.165	205	44.996	144	<b>30.613</b>	184	205	18	3:18.890	1:56.758	205	45.313	144	36.819		205
9	<b>1:40.237</b>	25.371	<b>211</b>	44.059	<b>154</b>	30.807	184	<b>211</b>	19	3:14.752	1:55.525	207	44.278	144	34.949		207
10	1:44.410	<b>25.176</b>	211	44.192	149	35.042		211	20	3:18.139	1:56.465	205	45.162	143	36.512		205

<b>19</b> Viebahn, DEU / Lappalainen, FIN									<b>theoretical besttime: 1:40.124</b>								
1	2:07.753	46.562	164	48.421	139	32.770	181	164	10	1:42.376	25.519	211	44.924	145	31.933	183	211
2	1:44.249	26.571	186	46.405	143	31.273	183	186	11	1:57.034	25.574	212	52.470	116	38.990	151	212
3	1:40.840	25.477	212	44.419	147	30.944	183	212	12	2:09.981	30.798	156	53.977	124	45.206		156
4	<b>1:40.124</b>	<b>25.322</b>	211	<b>44.014</b>	150	<b>30.788</b>	<b>184</b>	211	13	18:08.866	16:37.543	166	51.795	106	39.528	144	166
5	1:44.493	25.456	210	44.137	149	34.900		210	14	1:56.558	31.522	159	47.689	114	37.347	176	159
6	3:11.956	1:52.352	205	45.622	137	33.982	183	205	15	2:01.938	25.913	209	55.542	94	40.483	183	209
7	1:41.917	25.569	<b>213</b>	45.083	<b>150</b>	31.265	183	<b>213</b>	16	1:41.768	25.699	210	44.847	138	31.222	184	210
8	1:41.942	25.669	211	45.049	137	31.224	182	211	17	1:42.013	26.185	210	44.792	142	31.036	183	210
9	1:41.587	25.553	209	44.724	148	31.310	183	209	18	1:40.993	25.490	211	44.162	136	31.341	180	211

<b>21</b> van Parijs, BEL / Schöll, AUT									<b>theoretical besttime: 1:40.726</b>								
1	2:05.905	41.092	156	49.992	130	34.821	177	156	15	1:47.541	25.687	212	45.266	157	36.588		212
2	1:47.400	27.698	184	47.972	142	31.730	181	184	16	3:13.283	1:56.311	185	45.508	153	31.464	183	185
3	1:42.855	26.042	209	45.196	151	31.617	181	209	17	1:42.174	25.745	211	44.778	153	31.651	181	211
4	1:42.828	26.083	208	45.197	149	31.548	181	208	18	1:42.533	26.094	211	44.955	151	31.484	183	211
5	1:42.538	25.817	209	45.202	153	31.519	182	209	19	1:43.016	25.714	212	45.806	147	31.496	182	212
6	1:43.071	25.829	210	45.517	151	31.725	180	210	20	1:41.788	25.774	213	44.821	151	31.193	184	<b>213</b>
7	1:50.412	26.532	207	45.594	148	38.286		207	21	1:43.177	26.276	211	45.066	151	31.835	183	211
8	3:22.345	2:01.546	205	48.761	147	32.038	178	205	22	1:41.528	25.797	211	44.683	148	<b>31.048</b>	<b>184</b>	211
9	1:43.794	26.076	208	45.919	146	31.799	180	208	23	1:46.469	25.569	213	44.323	149	36.577		213
10	1:43.947	26.397	207	45.729	151	31.821	180	207	24	3:02.721	58.573	209	44.596	149	1:19.552		209
11	1:43.158	25.854	210	45.257	155	32.047	179	210	25	1:57.507	41.658	209	44.519	146	31.330	184	209
12	1:43.003	25.912	210	45.379	139	31.712	183	210	26	1:41.116	25.666	211	<b>44.266</b>	<b>148</b>	31.184	184	211
13	1:42.767	26.023	210	45.064	152	31.680	182	210	27	<b>1:41.110</b>	<b>25.412</b>	<b>213</b>	44.509	147	31.189	184	213
14	1:42.625	25.869	210	45.246	156	31.510	<b>184</b>	210									

<b>22</b> Kasperlik, DEU / Kern, DEU									<b>theoretical besttime: 1:40.406</b>								
1	2:07.446	37.550	159	52.868	133	37.028	153	159	13	1:41.591	25.749	212	44.434	146	31.408	182	212
2	1:56.104	33.291	147	49.856	145	32.957	179	147	14	1:41.299	25.608	212	44.388	144	31.303	183	212
3	1:43.116	25.971	208	44.674	156	32.471	183	208	15	2:35.886	25.971	209	46.517	147	1:23.398		209
4	1:40.913	25.747	210	44.041	160	31.125	182	210	16	1:59.426	43.421	210	44.583	147	31.422	180	210
5	<b>1:40.532</b>	25.467	213	<b>43.972</b>	<b>162</b>	31.093	183	213	17	1:42.052	26.049	210	44.510	153	31.493	181	210
6	1:40.982	25.563	213	44.170	156	31.249	183	213	18	1:41.407	25.728	212	44.257	150	31.422	182	212
7	1:48.161	26.060	213	50.359	139	31.742	181	213	19	1:41.180	25.678	213	44.202	150	31.300	182	213
8	1:40.654	25.592	213	44.070	158	<b>30.992</b>	<b>184</b>	213	20	1:41.123	25.706	213	44.365	148	31.052	182	213
9	1:40.961	25.583	212	44.003	160	31.375	182	212	21	1:43.109	25.635	213	44.591	147	32.883	183	213
10	1:46.425	<b>25.442</b>	<b>213</b>	44.657	156	36.326		<b>213</b>	22	1:40.905	25.548	213	44.299	147	31.058	183	213
11	3:16.696	2:00.584	209	44.690	146	31.422	182	209	23	1:47.176	25.901	212	45.060	142	36.215		212
12	1:41.501	25.877	212	44.358	146	31.266	183	212	24								

<b>23</b> Kraihamer, AUT / Kofler, AUT									<b>theoretical besttime: 1:39.557</b>								
1	2:25.432	59.539	142	53.165	136	32.728	179	142	12	1:40.085	25.628	205	43.731	161	30.726	181	205
2	1:46.367	28.167	152	47.029	143	31.171	181	152	13	1:46.548	25.797	205	44.022	160	36.729		205
3	1:42.295	26.102	201	45.022	151	31.171	151	201	14	3:16.810	2:02.003	199	44.263	153	30.544	181	199
4	1:40.775	26.467	205	43.755	152	30.553	181	205	15	1:40.041	25.563	206	43.731	156	30.747	183	206
5	1:52.571	26.216	164	46.957	147	39.398		164	16	1:40.098	<b>25.412</b>	<b>207</b>	43.689	156	30.997	179	<b>207</b>
6	8:56.982	7:21.578	131	56.775	122	38.629	148	131	17	1:40.652	25.731	206	43.851	153	31.070	177	206
7	1:55.890	29.522	173	52.165	123	34.203	174	173	18	1:43.540	25.562	206	43.688	157	34.290		206
8	1:50.868	28.559	184	49.040	134	33.269	167	184	19	3:40.321	2:22.716	199	<b>43.618</b>	<b>156</b>	33.987		199



# ADAC GT4 Germany

## Sector List Free Practice 2



Provisional

Reg. Nr.: Amf-CR08/2019

Red Bull Ring, Length: 4318m

Air temperature: 28.69°C

Track temperature: 34.13°C

Weather condition: Dry

Friday, June 7, 2019 13:45:00

Lap	Time	SE1	SP1	SE2	SP2	SE3	SP3	TSP	Lap	Time	SE1	SP1	SE2	SP2	SE3	SP3	TSP
9	1:50.454	28.536	174	48.791	144	33.127	177	174	20	3:19.134	2:04.088	198	44.451	157	30.595	182	198
10	1:42.368	26.410	204	44.766	149	31.192	182	204	21	1:40.530	25.713	205	44.290	162	<b>30.527</b>	<b>181</b>	205
11	1:40.645	25.874	206	43.972	159	30.799	181	206	22	<b>1:40.013</b>	25.523	206	43.784	157	30.706	182	206

### 24 Siljehaug, NOR / Angermayr, AUT

theoretical besttime: 1:39.534

1	2:31.614	1:01.136	157	55.193	101	35.285	171	157	12	1:40.053	25.749	207	43.927	156	<b>30.377</b>	<b>183</b>	<b>207</b>
2	1:44.624	27.222	197	45.908	141	31.494	180	197	13	1:45.029	25.615	206	44.788	154	34.626	176	206
3	1:42.187	26.277	204	44.970	145	30.940	180	204	14	1:44.573	26.098	204	43.967	159	34.508		204
4	1:44.470	26.870	196	46.144	139	31.456	182	196	15	7:23.736	6:04.451	164	45.309	135	33.976	182	164
5	1:40.909	25.804	204	44.424	148	30.681	181	204	16	<b>1:39.824</b>	25.624	205	<b>43.624</b>	<b>166</b>	30.576	182	205
6	1:40.809	25.754	203	44.119	147	30.936	177	203	17	1:48.719	25.789	205	46.687	161	36.243	183	205
7	1:45.230	25.890	204	44.270	149	35.070		204	18	1:40.073	<b>25.533</b>	<b>206</b>	44.001	156	30.539	181	206
8	7:56.740	6:28.397	155	54.939	130	33.404	179	155	19	1:39.835	25.569	206	43.738	158	30.528	180	206
9	1:43.017	26.880	203	45.127	153	31.010	181	203	20	1:44.882	25.586	205	43.928	145	35.368		205
10	1:40.498	25.773	207	44.027	158	30.698	<b>183</b>	207	21								
11	1:49.326	27.751	148	49.435	147	32.140	179	148									

### 36 Suabo, DEU / Woller, DEU

theoretical besttime: 1:40.954

1	2:47.276	1:19.196	137	53.821	124	34.259	184	137	11	1:41.852	<b>25.363</b>	<b>214</b>	44.973	144	31.516	185	214
2	1:45.976	25.970	213	46.114	132	33.892	184	213	12	1:47.134	25.608	215	45.295	141	36.231		215
3	1:49.018	25.796	213	45.199	134	38.023		213	13	3:12.971	1:56.577	209	45.117	133	31.277	185	209
4	3:16.990	1:57.543	198	47.288	123	32.159	184	198	14	1:41.974	25.567	213	44.667	143	31.740	182	213
5	1:48.138	25.578	212	45.464	137	37.096		212	15	<b>1:41.056</b>	25.465	213	<b>44.659</b>	<b>132</b>	<b>30.932</b>	<b>186</b>	213
6	3:16.530	1:58.130	205	45.016	133	33.384	183	205	16	1:46.455	25.460	214	44.868	133	36.127		214
7	1:47.504	25.696	212	45.045	136	36.763		212	17	3:13.117	1:55.065	210	45.756	135	32.296	185	210
8	3:15.660	1:58.482	187	45.601	138	31.577	184	187	18	1:41.881	25.538	215	45.015	141	31.328	184	<b>215</b>
9	1:47.241	25.836	213	44.951	131	36.454		213	19	1:41.828	25.446	214	45.102	135	31.280	185	214
10	3:13.936	1:56.796	209	45.242	135	31.898	184	209	20	1:51.887	26.084	208	48.068	121	37.735		208

### 66 Dziwok, POL / Davidovac, DEU

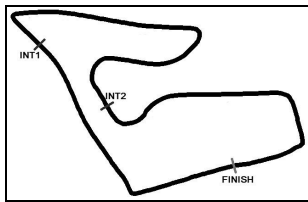
theoretical besttime: 1:41.538

1	2:10.604	43.844	154	53.077	130	33.683	179	154	15	3:35.216	2:17.279	208	45.985	140	31.952	181	208
2	1:45.919	26.499	211	46.335	144	33.085	182	211	16	1:43.733	26.221	210	45.553	139	31.959	182	210
3	1:42.871	26.101	212	45.362	143	<b>31.408</b>	182	212	17	1:43.602	26.549	212	45.179	143	31.874	180	212
4	1:42.968	26.269	209	44.927	147	31.772	180	209	18	1:43.195	26.051	211	45.369	147	31.775	181	211
5	1:43.174	26.263	209	45.039	145	31.872	180	209	19	1:42.607	25.828	212	44.915	139	31.864	179	212
6	1:43.095	26.431	209	45.120	144	31.544	182	209	20	1:43.331	26.000	212	45.532	135	31.799	181	212
7	1:42.520	26.013	211	44.873	146	31.634	182	211	21	1:42.899	26.065	212	45.143	141	31.691	182	212
8	1:42.797	25.993	210	45.027	143	31.777	181	210	22	1:42.182	25.618	213	44.870	140	31.694	182	213
9	1:42.378	25.830	211	44.808	147	31.740	177	211	23	1:42.112	<b>25.600</b>	<b>212</b>	44.996	140	31.516	181	212
10	1:42.497	26.025	210	44.857	145	31.615	180	210	24	1:42.801	25.967	211	44.975	140	31.859	180	211
11	1:42.539	26.263	211	44.786	147	31.490	<b>182</b>	211	25	1:42.181	25.923	213	44.665	144	31.593	178	<b>213</b>
12	1:42.244	25.748	212	44.838	152	31.658	182	212	26	1:43.887	26.132	211	44.814	143	32.941	182	211
13	<b>1:41.953</b>	25.750	212	<b>44.530</b>	<b>153</b>	31.673	179	212	27	1:43.099	26.005	212	45.421	137	31.673	182	212
14	1:50.200	25.788	212	44.881	150	39.531		212	28	1:42.227	25.806	211	44.747	141	31.674	182	211

### 77 Heinemann, DEU / Wankmüller, DEU

theoretical besttime: 1:39.008

1	2:34.464	1:07.400	172	49.507	102	37.557		172	13	1:43.988	25.434	213	44.111	150	34.443		213
2	3:16.288	1:56.858	195	46.152	142	33.278	185	195	14	3:19.896	2:04.292	208	44.475	151	31.129	183	208
3	1:39.667	25.447	211	43.808	152	<b>30.412</b>	<b>186</b>	211	15	1:40.853	25.648	213	44.246	146	30.959	185	213
4	1:39.422	25.361	212	43.521	<b>159</b>	30.540	186	212	16	1:46.173	27.515	187	46.848	115	31.810	183	187
5	1:39.392	25.297	212	<b>43.434</b>	153	30.661	186	212	17	1:40.596	25.786	211	43.995	152	30.815	184	211
6	1:52.983	28.478	181	50.038	110	34.467	185	181	18	1:39.789	25.369	213	43.748	153	30.672	185	213
7	1:39.839	<b>25.162</b>	212	43.547	157	31.130	185	212	19	1:39.568	25.169	214	43.771	155	30.628	186	<b>214</b>
8	1:43.177	25.222	212	43.675	157	34.280		212	20	1:39.699	25.210	214	43.678	152	30.811	184	214
9	4:00.684	2:46.385	207	43.701	155	30.598	185	207	21	1:55.375	25.483	213	54.005	150	35.887		213
10	<b>1:39.166</b>	25.288	212	43.456	158	30.422	185	212	22	3:11.323	1:53.310	208	43.756	152	34.257		208
11	1:39.293	25.241	213	43.557	156	30.495	186	213	23	3:17.491	1:57.307	202	44.591	148	35.593		202
12	1:39.208	25.173	213	43.468	156	30.567	185	213	24								



# ADAC GT4 Germany

## Sector List Free Practice 2



Provisional

Reg. Nr.: Amf-CR08/2019

Friday, June 7, 2019 13:45:00

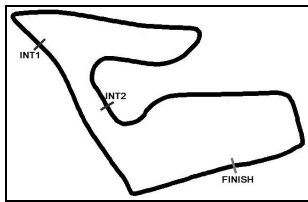
Red Bull Ring, Length: 4318m

Air temperature: 28.69°C

Track temperature: 34.13°C

Weather condition: Dry

Lap	Time	SE1	SP1	SE2	SP2	SE3	SP3	TSP	Lap	Time	SE1	SP1	SE2	SP2	SE3	SP3	TSP
<b>99</b> Owega, DEU / Owega, DEU									<b>theoretical besttime: 1:40.161</b>								
1	1:58.014	38.316	197	46.885	149	32.813	155	197	15	4:24.547	3:08.502	206	44.729	158	31.316	182	206
2	1:44.543	28.937	172	44.502	152	31.104	183	172	16	1:40.972	25.580	211	44.191	152	31.201	183	211
3	1:40.618	25.527	211	44.093	151	30.998	182	211	17	1:40.670	25.576	211	<b>44.010</b>	<b>154</b>	31.084	183	211
4	1:40.588	25.656	210	44.074	156	30.858	184	210	18	1:40.783	25.400	212	44.348	158	31.035	183	212
5	1:40.734	25.498	210	44.329	156	30.907	183	210	19	1:40.651	25.429	213	44.235	155	30.987	183	213
6	1:40.783	25.419	210	44.177	157	31.187	182	210	20	1:40.825	25.477	213	44.282	150	31.066	183	213
7	1:43.429	25.473	211	44.978	145	32.978	181	211	21	1:40.588	25.390	213	44.113	152	31.085	183	<b>213</b>
8	1:40.874	25.576	211	44.154	156	31.144	180	211	22	1:40.717	<b>25.351</b>	<b>212</b>	44.379	148	30.987	183	212
9	1:43.995	25.597	210	47.380	152	31.018	183	210	23	1:41.094	25.531	213	44.535	149	31.028	183	213
10	1:47.059	25.653	211	44.983	149	36.423		211	24	1:41.250	25.374	212	44.367	150	31.509	185	212
11	3:05.977	1:50.660	206	44.283	152	31.034	183	206	25	1:43.805	27.947	188	44.876	153	30.982	185	188
12	1:41.215	25.486	212	44.660	<b>159</b>	31.069	183	212	26	<b>1:40.377</b>	25.362	212	44.060	150	30.955	183	212
13	1:40.672	25.486	213	44.283	159	30.903	183	213	27	1:40.384	25.463	211	44.121	150	<b>30.800</b>	<b>183</b>	211
14	1:45.491	25.471	211	44.541	158	35.479		211									



# ADAC GT4 Germany

## Top speed list Free Practice 2

Provisional

Reg. Nr.: Amf-CR08/2019

Friday, June 7, 2019 13:45:00



Red Bull Ring, Length: 4318m

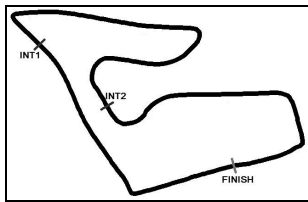
Air temperature: 28.69°C

Track temperature: 34.13°C

Weather condition: Dry

#	Name (NAT)	Team	Car name	Speed	Lap	Race time
3	Michael Fischer (AUT)	Hofor Racing by Bonk Motorsport	BMW M4 GT4	221.02	15	35:47.406
2	Thomas Jäger (AUT)	Hofor Racing by Bonk Motorsport	BMW M4 GT4	219.67	10	20:41.652
15	Thomas Tekaats (DEU)	MRS Besagroup Racing	BMW M4 GT4	219.22	9	17:44.278
7	Marius Zug (DEU)	RN Vision STS (DEU)	BMW M4 GT4	218.78	21	37:35.726
14	Georg Braun (DEU)	MRS Besagroup Racing	BMW M4 GT4	218.78	19	43:23.213
36	Markus Suabo (DEU)	Schütz Motorsport (DEU)	Mercedes-AMG GT4	215.71	18	40:18.366
11	Oliver Mayer (DEU)	Bremotion	Mercedes-AMG GT4	215.28	18	34:54.796
77	Luke Wankmüller (DEU)	HP Racing International (DEU)	Mercedes-AMG GT4	214.85	19	37:20.047
22	Lars Kern (DEU)	Team Allied-Racing (DEU)	Porsche Cayman GT4	213.99	10	16:24.311
6	Mike Beckhusen (DEU)	Racing One (DEU)	Audi R8 LMS GT4	213.99	13	26:45.024
17	Horst Hadergasser (DEU)	KÜS TEAM75 Bernhard (DEU)	Porsche Cayman GT4	213.99	21	39:42.059
66	Franz Dziwok (POL)	HP Racing International (DEU)	Porsche Cayman GT4	213.99	25	44:03.360
19	Jörg Viebahn (DEU)	PROpeak Performance	Aston Martin Vantage AMR GT4	213.57	7	12:34.984
21	Glenn van Parijs (BEL)	Team Allied-Racing (DEU)	Porsche Cayman GT4	213.57	20	36:50.969
99	Hamza Owega (DEU)	GetSpeed Performance	Mercedes-AMG GT4	213.57	21	38:47.830
5	Nico Rindlisbacher (CHE)	Racing One (DEU)	Audi R8 LMS GT4	213.57	21	47:17.270
18	Florian Thoma (CHE)	PROpeak Performance	Aston Martin Vantage AMR GT4	211.88	9	18:37.512
24	Mads Sijehaug (NOR)	Felbermayr Reiter (DEU)	KTM X-Bow GT4	207.79	12	26:25.173
23	Reinhard Kofler (AUT)	True Racing	KTM X-Bow GT4	207.00	16	36:13.543





# ADAC GT4 Germany

## Pit Stops Free Practice 2



Provisional

Reg. Nr.: Amf-CR08/2019

Friday, June 7, 2019 13:45:00

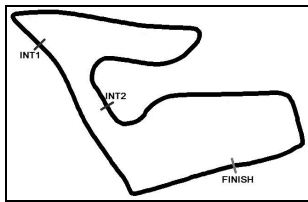
Red Bull Ring, Length: 4318m

Air temperature: 28.69°C

Track temperature: 34.13°C

Weather condition: Dry

Nr	Driver in	Day time in	Time in	Driver out	Day time out	Time out	Nett Time
77	Tim Heinemann	13:48:08.771	2:29.771	Tim Heinemann	13:49:46.281	4:07.281	1:37.510
14	Georg Braun	13:48:34.002	2:55.002	Georg Braun	13:50:09.235	4:30.235	1:35.233
36	Markus Suabo	13:51:56.583	6:17.583	Markus Suabo	13:53:33.231	7:54.231	1:36.648
14	Georg Braun	13:52:18.624	6:39.624	Georg Braun	13:52:40.766	7:01.766	22.142
3	Michael Fischer	13:52:27.087	6:48.087	Michael Fischer	13:59:47.279	14:08.279	7:20.192
18	Florian Thoma	13:52:57.900	7:18.900	Florian Thoma	13:54:38.251	8:59.251	1:40.351
2	Michael Schrey	13:54:06.355	8:27.355	Michael Schrey	13:55:41.954	10:02.954	1:35.599
19	Joonas Lappalainen	13:54:31.826	8:52.826	Jörg Viebahn	13:56:03.218	10:24.218	1:31.392
23	Reinhard Kofler	13:55:00.507	9:21.507	Laura Kraihamer	14:01:56.203	16:17.203	6:55.696
7	Gabriele Piana	13:56:14.601	10:35.601	Gabriele Piana	13:57:50.043	12:11.043	1:35.442
15	Thomas Tekaats	13:56:59.183	11:20.183	Thomas Tekaats	13:59:32.891	13:53.891	2:33.708
36	Markus Suabo	13:57:01.762	11:22.762	Markus Suabo	13:58:37.274	12:58.274	1:35.512
5	Patricija Stalidzane	13:57:54.546	12:15.546	Patricija Stalidzane	14:08:48.104	23:09.104	10:53.558
21	Constantin Schöll	13:58:09.390	12:30.390	Constantin Schöll	13:59:50.405	14:11.405	1:41.015
24	Eike Angermayr	13:58:23.880	12:44.880	Mads Siljehaug	14:04:29.431	18:50.431	6:05.551
18	Florian Thoma	13:59:47.672	14:08.672	Florian Thoma	14:02:11.060	16:32.060	2:23.388
14	Georg Braun	13:59:51.607	14:12.607	Stepan Grotstollen	14:06:40.419	21:01.419	6:48.812
6	Mike Beckhusen	14:00:26.472	14:47.472	Mike Beckhusen	14:05:02.572	19:23.572	4:36.100
77	Tim Heinemann	14:01:39.571	16:00.571	Tim Heinemann	14:04:06.882	18:27.882	2:27.311
36	Markus Suabo	14:02:05.806	16:26.806	Markus Suabo	14:03:43.746	18:04.746	1:37.940
2	Michael Schrey	14:02:40.558	17:01.558	Thomas Jäger	14:04:16.010	18:37.010	1:35.452
99	Jusuf Owega	14:02:54.297	17:15.297	Jusuf Owega	14:04:25.793	18:46.793	1:31.496
22	Lars Kern	14:03:19.676	17:40.676	Jan Kasperlik	14:04:59.842	19:20.842	1:40.166
11	Oliver Mayer	14:05:03.941	19:24.941	Oliver Mayer	14:08:03.467	22:24.467	2:59.526
15	Thomas Tekaats	14:06:29.529	20:50.529	Franjo Kovac	14:11:24.262	25:45.262	4:54.733
36	Markus Suabo	14:07:08.712	21:29.712	Markus Suabo	14:08:44.721	23:05.721	1:36.009
18	Florian Thoma	14:07:11.021	21:32.021	Florian Thoma	14:08:47.106	23:08.106	1:36.085
19	Jörg Viebahn	14:08:38.194	22:59.194	Jörg Viebahn	14:24:51.403	39:12.403	16:13.209
7	Gabriele Piana	14:09:30.444	23:51.444	Marius Zug	14:11:05.217	25:26.217	1:34.773
66	Daniel Davidovac	14:10:09.707	24:30.707	Daniel Davidovac	14:12:05.523	26:26.523	1:55.816
18	Florian Thoma	14:10:27.209	24:48.209	Jeremy Lesoudier	14:12:20.437	26:41.437	1:53.228
2	Thomas Jäger	14:10:54.394	25:15.394				
99	Jusuf Owega	14:11:07.771	25:28.771	Hamza Owega	14:13:57.089	28:18.089	2:49.318
77	Tim Heinemann	14:12:21.904	26:42.904	Luke Wankmüller	14:14:05.214	28:26.214	1:43.310
11	Oliver Mayer	14:13:20.538	27:41.538	Oliver Mayer	14:15:06.950	29:27.950	1:46.412
22	Jan Kasperlik	14:13:29.615	27:50.615	Jan Kasperlik	14:14:40.777	29:01.777	1:11.162
21	Constantin Schöll	14:13:38.570	27:59.570	Glenn van Parijs	14:15:13.817	29:34.817	1:35.247
6	Mike Beckhusen	14:13:40.255	28:01.255	Markus Lungstrass	14:15:20.841	29:41.841	1:40.586
36	Markus Suabo	14:13:51.709	28:12.709	Markus Suabo	14:15:28.221	29:49.221	1:36.512
15	Franjo Kovac	14:15:08.404	29:29.404	Franjo Kovac	14:18:35.941	32:56.941	3:27.537
3	Michael Fischer	14:16:05.864	30:26.864	Michael Fischer	14:17:40.810	32:01.810	1:34.946
23	Laura Kraihamer	14:16:25.392	30:46.392	Reinhard Kofler	14:18:07.842	32:28.842	1:42.450
24	Mads Siljehaug	14:16:43.357	31:04.357	Mads Siljehaug	14:22:27.903	36:48.903	5:44.546
5	Patricija Stalidzane	14:17:16.054	31:37.054	Nico Rindlisbacher	14:18:39.242	33:00.242	1:23.188



# ADAC GT4 Germany

## Pit Stops Free Practice 2

Provisional

Reg. Nr.: Amf-CR08/2019

Friday, June 7, 2019 13:45:00



Red Bull Ring, Length: 4318m

Air temperature: 28.69°C

Track temperature: 34.13°C

Weather condition: Dry

Nr	Driver in	Day time in	Time in	Driver out	Day time out	Time out	Nett Time
18	Jeremy Lesoudier	14:19:08.463	33:29.463	Jeremy Lesoudier	14:21:03.681	35:24.681	1:55.218
17	Horst Hadergasser	14:20:40.731	35:01.731	Horst Hadergasser	14:23:13.577	37:34.577	2:32.846
36	Markus Suabo	14:22:14.119	36:35.119	Markus Suabo	14:23:48.545	38:09.545	1:34.426
18	Jeremy Lesoudier	14:22:45.764	37:06.764	Florian Thoma	14:24:43.008	39:04.008	1:57.244
14	Stepan Grotstollen	14:25:18.417	39:39.417	Georg Braun	14:26:55.776	41:16.776	1:37.359
3	Michael Fischer	14:26:04.723	40:25.723	Claudia Hürtgen	14:27:40.531	42:01.531	1:35.808
18	Florian Thoma	14:26:22.468	40:43.468	Jeremy Lesoudier	14:27:59.035	42:20.035	1:36.567
23	Reinhard Kofler	14:26:26.715	40:47.715	Reinhard Kofler	14:28:29.727	42:50.727	2:03.012
11	Jan Philipp Springob	14:26:48.656	41:09.656	Jan Philipp Springob	14:28:12.780	42:33.780	1:24.124
77	Luke Wankmüller	14:27:43.511	42:04.511	Luke Wankmüller	14:29:18.087	43:39.087	1:34.576
22	Jan Kasperlik	14:28:12.042	42:33.042				
21	Glenn van Parijs	14:28:52.525	43:13.525	Glenn van Parijs	14:29:31.764	43:52.764	39.239
3	Claudia Hürtgen	14:29:24.112	43:45.112				
18	Jeremy Lesoudier	14:29:41.217	44:02.217	Florian Thoma	14:31:17.422	45:38.422	1:36.205
23	Reinhard Kofler	14:30:06.973	44:27.973	Laura Kraihamer	14:31:49.528	46:10.528	1:42.555
36	Markus Suabo	14:30:43.210	45:04.210				
77	Luke Wankmüller	14:30:55.173	45:16.173	Luke Wankmüller	14:32:30.298	46:51.298	1:35.125
21	Glenn van Parijs	14:31:11.378	45:32.378	Glenn van Parijs	14:32:17.690	46:38.690	1:06.312
24	Mads Siljehaug	14:32:40.074	47:01.074				
7	Marius Zug	14:32:54.935	47:15.935	Marius Zug	14:34:30.298	48:51.298	1:35.363
18	Florian Thoma	14:32:56.123	47:17.123	Jeremy Lesoudier	14:34:32.509	48:53.509	1:36.386
77	Luke Wankmüller	14:34:12.406	48:33.406				
6	Markus Lungstrass	14:36:06.058	50:27.058				
18	Jeremy Lesoudier	14:36:14.364	50:35.364				