

ADAC GT4 Germany

Result List Free Practice 1



Provisional

Reg. Nr.: Amf-CR08/2019

Friday, June 7, 2019 8:50:00

Red Bull Ring, Length: 4318m

Air temperature: 24.18°C

Track temperature: 30.96°C

Weather condition: Dry

started : 23 classified : 23 not classified : 0

Nr.	Drivers	Sponsor	Lap	Best Time	Gap	Diff	Kph	Day Time
Cl.	Car	Competitor						
1	18 F.Thoma(CHE) /J.Lesoudier(FRA) Aston Martin Vantage AMR GT4	PROpeak Performace	6	1:38.411			157.9	9:00:31
2	2 M.Schrey(DEU) /T.Jäger(AUT) BMW M4 GT4	Hofer Racing by Bonk Motorsport	17	1:38.495	0.084	0.084	157.8	9:32:56
3	3 C.Hürtgen(DEU) /M.Fischer(AUT) BMW M4 GT4	Hofer Racing by Bonk Motorsport	5	1:38.618	0.207	0.123	157.6	8:59:42
4	77 T.Heinemann(DEU)/ L.Wankmüller(DEU) Mercedes-AMG GT4	HP Racing International	10	1:38.802	0.391	0.184	157.3	9:08:08
5	33 C.Fagg(GBR) /M.Benyahia(MAR) McLaren 570s GT4	Team GT	8	1:38.844	0.433	0.042	157.2	9:06:40
6	15 F.Kovac(CRO)/ T.Tekaatz(DEU) BMW M4 GT4	MRS Besagroup Racing	9	1:38.883	0.472	0.039	157.2	9:06:30
7	22 J.Kasperlik(DEU)/ L.Kern(DEU) Porsche Cayman GT4	Team Allied-Racing	23	1:39.005	0.594	0.122	157.0	9:37:28
8	99 H.Owega(DEU) /J.Owega(DEU) Mercedes-AMG GT4	GetSpeed Performance	11	1:39.073	0.662	0.068	156.9	9:08:52
9	19 J.Viebahn(DEU)/ J.Lappalainen(FIN) Aston Martin Vantage AMR GT4	PROpeak Performace	22	1:39.121	0.710	0.048	156.8	9:35:56
10	11 O.Mayer(DEU)/ J.Springob(DEU) Mercedes-AMG GT4	Bremotion	11	1:39.211	0.800	0.090	156.6	9:11:37
11	48 L.Trefz(DEU) /M.Haber(AUS) Mercedes-AMG GT4	Leipert Motorsport	20	1:39.253	0.842	0.042	156.6	9:35:24
12	17 H.Hadergasser(DEU)/ H.Still(DEU) Porsche Cayman GT4	KÜS TEAM75 Bernhard	7	1:39.354	0.943	0.101	156.4	9:02:34
13	14 S.Grotstollen(DEU)/ G.Braun(DEU) BMW M4 GT4	MRS Besagroup Racing	5	1:39.376	0.965	0.022	156.4	8:59:45
14	24 M.Siljehaug(NOR)/ E.Angermayr(AUT) KTM X-Bow GT4	Felbermayr Reiter	20	1:39.400	0.989	0.024	156.3	9:33:23
15	5 N.Rindlisbacher(CHE) /P.Stalidzane(DEU) Audi R8 LMS GT4	Hella Pagid - racing one Racing One	13	1:39.456	1.045	0.056	156.2	9:13:43
16	69 P.Dörr(DEU)/ D.Trebing(USA) McLaren 570s GT4	Dörr Motorsport	5	1:39.568	1.157	0.112	156.1	8:59:18
17	6 M.Beckhusen(DEU) /M.Lungstrass(DEU) Audi R8 LMS GT4	Racing One	9	1:39.571	1.160	0.003	156.1	9:06:29
18	59 F.Martin-Dye(GBR)/ T.Krebs(DNK) McLaren 570s GT4	Dörr Motorsport	11	1:39.676	1.265	0.105	155.9	9:11:07
19	21 G.van Parijs(BEL) /C.Schöll(AUT) Porsche Cayman GT4	Team Allied-Racing	11	1:39.718	1.307	0.042	155.8	9:10:40
20	23 L.Kraihamer(AUT)/ R.Kofler(AUT) KTM X-Bow GT4	True Racing	7	1:39.756	1.345	0.038	155.8	9:07:19
21	94 F.von der Laden(DEU) /A.Valente(CHE) McLaren 570s GT4	Team GT	4	1:40.047	1.636	0.291	155.3	8:57:47
22	66 F.Dziwok(POL)/ D.Davidovac(DEU) Porsche Cayman GT4	HP Racing International	23	1:40.872	2.461	0.825	154.1	9:36:30
23	36 M.Suabo(DEU) /A.Woller(DEU) Mercedes-AMG GT4	Schütz Motorsport	9	1:41.426	3.015	0.554	153.2	9:11:55

Did not start

7 M.Zug(DEU)/G.Piana(ITA)
BMW M4 GT4

RN Vision STS

Subject to final scrutineering!



ADAC GT4 Germany

Result List Free Practice 1

Provisional

Reg. Nr.: Amf-CR08/2019

Friday, June 7, 2019 8:50:00



Red Bull Ring, Length: 4318m

Air temperature: 24.18°C

Track temperature: 30.96°C

Weather condition: Dry

started : 23 classified : 23 not classified : 0

Nr. Drivers	Sponsor	Lap	Best Time	Gap	Diff	Kph	Day Time
Cl. Car	Competitor						

Publication time:

Clerk of the Course: Andy Meklau

Timekeeper: Steffen Ruhl



ADAC GT4 Germany

Sector List Free Practice 1



Provisional

Reg. Nr.: Amf-CR08/2019

Red Bull Ring, Length: 4318m

Air temperature: 24.18°C

Track temperature: 30.96°C

Weather condition: Dry

Friday, June 7, 2019 8:50:00

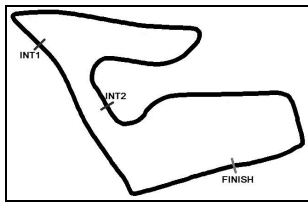
Lap	Time	SE1	SP1	SE2	SP2	SE3	SP3	TSP	Lap	Time	SE1	SP1	SE2	SP2	SE3	SP3	TSP
2 Schrey, DEU / Jäger, AUT									theoretical besttime: 1:38.495								
1	2:31.017	51.179	118	1:00.428	114	39.410	146	118	11	1:39.208	24.806	223	43.712	155	30.690	190	223
2	2:07.900	34.484	135	56.597	110	36.819	152	135	12	1:50.344	27.308	138	52.154	136	30.882	190	138
3	2:02.986	34.070	119	54.723	130	34.193	165	119	13	1:45.549	24.807	225	44.504	151	36.238		225
4	2:08.810	29.884	164	55.751	129	43.175		164	14	3:22.202	2:01.988	216	44.906	147	35.308		216
5	3:22.618	1:58.972	159	51.444	133	32.202	188	159	15	7:01.300	5:41.890	213	44.456	150	34.954		213
6	1:39.535	24.870	219	43.843	147	30.822	190	219	16	3:23.377	1:55.797	159	54.146	113	33.434	191	159
7	1:39.131	24.777	221	43.602	145	30.752	190	221	17	1:38.495	24.687	222	43.195	153	30.613	191	222
8	1:49.222	26.877	173	45.979	136	36.366		173	18	2:08.149	28.174	150	56.045	124	43.930		150
9	3:12.082	1:57.477	218	43.616	150	30.989	189	218	19								
10	1:42.040	24.866	221	46.041	131	31.133	190	221									

Lap	Time	SE1	SP1	SE2	SP2	SE3	SP3	TSP	Lap	Time	SE1	SP1	SE2	SP2	SE3	SP3	TSP
3 Hürtgen, DEU / Fischer, AUT									theoretical besttime: 1:38.431								
1	3:00.670	1:34.124	155	51.093	118	35.453	162	155	11	3:25.065	2:05.258	219	43.977	156	35.830		219
2	1:43.456	27.262	215	44.682	132	31.512	189	215	12	3:13.376	1:54.702	221	43.762	146	34.912	191	221
3	1:39.852	24.912	219	44.019	142	30.921	190	219	13	1:39.145	24.754	222	43.476	150	30.915	191	222
4	1:39.113	24.905	221	43.589	147	30.619	191	221	14	2:46.837	25.291	172	1:14.303	79	1:07.243		172
5	1:38.618	24.607	222	43.205	148	30.806	191	222	15	4:48.590	3:26.811	219	47.026	145	34.753		219
6	1:43.314	24.655	221	43.266	144	35.393		221	16	3:12.464	1:53.236	218	43.680	155	35.548		218
7	5:43.101	4:27.831	217	44.157	141	31.113	188	217	17	3:10.748	1:55.209	211	44.750	154	30.789	191	211
8	1:39.207	24.887	221	43.550	148	30.770	189	221	18	1:39.129	24.741	224	43.736	159	30.652	191	224
9	1:39.041	24.684	223	43.620	152	30.737	190	223	19	1:46.249	24.708	224	45.663	150	35.878		224
10	1:43.861	24.897	223	43.485	147	35.479		223	20								

Lap	Time	SE1	SP1	SE2	SP2	SE3	SP3	TSP	Lap	Time	SE1	SP1	SE2	SP2	SE3	SP3	TSP
5 Rindlisbacher, CHE / Stalidzane, DEU									theoretical besttime: 1:39.456								
1	2:35.392	46.098	118	1:00.289	103	49.005	129	118	14	1:49.754	25.308	213	43.582	149	40.864		213
2	1:59.229	33.031	163	49.938	133	36.260	158	163	15	3:22.490	2:06.560	209	44.403	139	31.527	184	209
3	2:17.221	39.635	84	1:00.950	109	36.636	181	84	16	1:40.652	25.318	212	44.136	144	31.198	185	212
4	1:41.175	25.960	210	44.285	146	30.930	184	210	17	3:04.588	37.420	72	1:22.798	74	1:04.370		72
5	1:41.042	25.651	210	44.003	150	31.388	183	210	18	4:20.822	2:58.202	207	50.357	133	32.263	185	207
6	1:40.376	25.758	211	43.874	149	30.744	185	211	19	1:40.323	25.429	212	43.778	148	31.116	185	212
7	1:40.030	25.428	212	43.712	154	30.890	184	212	20	1:41.441	26.106	211	44.645	148	30.690	185	211
8	1:39.868	25.402	213	43.805	150	30.661	186	213	21	1:39.928	25.363	212	43.600	142	30.965	185	212
9	1:49.615	25.390	213	45.115	115	39.110	181	213	22	1:40.204	25.337	213	43.725	145	31.142	185	213
10	1:40.443	25.560	211	43.942	148	30.941	183	211	23	1:39.781	25.326	212	43.671	151	30.784	186	212
11	1:39.829	25.392	213	43.703	151	30.734	185	213	24	1:42.457	25.556	212	43.799	141	33.102	183	212
12	1:39.638	25.339	213	43.573	153	30.726	184	213	25	1:40.255	25.454	212	43.834	139	30.967	185	212
13	1:39.456	25.274	213	43.558	152	30.624	184	213	26	1:40.304	25.398	212	43.835	147	31.071	185	212

Lap	Time	SE1	SP1	SE2	SP2	SE3	SP3	TSP	Lap	Time	SE1	SP1	SE2	SP2	SE3	SP3	TSP
6 Beckhusen, DEU / Lungstrass, DEU									theoretical besttime: 1:39.376								
1	2:18.413	44.024	115	56.871	122	37.518	158	115	13	1:47.837	25.441	198	45.785	143	36.611		198
2	2:05.333	32.439	136	54.661	126	38.233	179	136	14	7:51.705	6:20.316	204	45.896	144	45.493		204
3	2:04.297	30.633	163	56.081	111	37.583	174	163	15	6:47.723	5:27.198	175	46.900	131	33.625	178	175
4	1:41.960	26.500	213	44.425	150	31.035	185	213	16	1:43.595	26.380	209	45.027	135	32.188	183	209
5	1:39.638	25.139	214	43.768	152	30.731	185	214	17	1:41.023	25.561	211	44.425	142	31.037	185	211
6	1:39.672	25.154	214	43.791	156	30.727	185	214	18	1:40.954	25.341	213	44.770	149	30.843	186	213
7	1:40.849	26.035	214	43.788	144	31.026	185	214	19	1:39.597	25.145	214	43.861	143	30.591	186	214
8	1:39.607	25.318	214	43.674	144	30.615	187	214	20	1:39.652	25.216	214	43.746	143	30.690	187	214
9	1:39.571	25.141	197	43.763	151	30.667	186	197	21	1:39.859	25.183	214	43.880	151	30.796	186	214
10	1:46.377	25.461	213	46.717	123	34.199	176	213	22	1:41.300	25.191	214	44.391	139	31.718	186	214
11	1:46.783	27.187	175	48.441	143	31.155	185	175	23	1:52.640	25.111	213	43.752	152	43.777		213
12	1:40.280	25.577	212	43.679	144	31.024	183	212									

Lap	Time	SE1	SP1	SE2	SP2	SE3	SP3	TSP	Lap	Time	SE1	SP1	SE2	SP2	SE3	SP3	TSP
11 Mayer, DEU / Springob, DEU									theoretical besttime: 1:39.135								
1	2:35.928	59.928	118	57.226	126	38.774	160	118	14	1:43.819	25.649	215	45.976	136	32.194	184	215
2	1:56.583	30.722	152	52.542	138	33.319	185	152	15	1:42.447	25.734	212	45.134	143	31.579	185	212
3	1:42.466	25.672	214	45.199	134	31.595	184	214	16	2:39.917	25.473	214	1:10.929	80	1:03.515	98	214
4	2:06.308	29.753	136	57.388	110	39.167		136	17	2:27.226	40.031	136	58.098	121	49.097		136
5	3:18.397	2:03.090	211	44.251	151	31.056	185	211	18	2:43.423	1:27.065	209	45.288	142	31.070	185	209
6	1:40.274	25.340	214	43.922	154	31.012	186	214	19	1:41.654	25.540	213	45.118	139	30.996	186	213
7	1:39.754	25.264	215	43.606	155	30.884	186	215	20	1:42.037	25.292	215	45.337	148	31.408	186	215
8	1:39.445	25.217	216	43.459	159	30.769	188	216	21	1:41.504	25.807	214	44.563	136	31.134	187	214



ADAC GT4 Germany

Sector List Free Practice 1



Provisional

Reg. Nr.: Amf-CR08/2019

Friday, June 7, 2019 8:50:00

Red Bull Ring, Length: 4318m

Air temperature: 24.18°C

Track temperature: 30.96°C

Weather condition: Dry

Lap	Time	SE1	SP1	SE2	SP2	SE3	SP3	TSP	Lap	Time	SE1	SP1	SE2	SP2	SE3	SP3	TSP
9	1:39.768	25.091	217	43.744	158	30.933	186	217	22	1:40.386	25.164	217	44.372	141	30.850	187	217
10	1:39.269	25.107	217	43.516	168	30.646	187	217	23	1:41.817	25.251	216	45.359	139	31.207	186	216
11	1:39.211	25.070	215	43.535	165	30.606	187	215	24	1:41.151	25.392	215	44.533	140	31.226	187	215
12	1:43.401	25.127	215	43.478	165	34.796		215	25	1:40.810	25.285	215	44.556	144	30.969	186	215
13	3:39.778	2:20.546	183	47.181	141	32.051	182	183									

14 Grotstollen, DEU / Braun, DEU

theoretical besttime: 1:38.790

1	2:44.527	1:08.985	139	52.260	126	43.282		139	13	1:40.347	25.049	221	43.648	155	31.650	180	221
2	2:01.046	43.702	176	45.686	133	31.658	188	176	14	1:41.271	26.137	221	44.003	163	31.131	189	221
3	1:40.786	25.126	220	44.193	141	31.467	191	220	15	1:40.196	24.842	223	44.430	161	30.924	188	223
4	1:39.540	24.869	221	44.032	144	30.639	191	221	16	1:40.395	25.206	221	43.952	157	31.237	188	221
5	1:39.376	24.954	221	43.734	141	30.688	191	221	17	2:49.487	24.800	224	1:18.007	74	1:06.680		224
6	1:39.542	24.901	221	43.729	142	30.912	189	221	18	5:21.274	3:58.383	211	45.472	153	37.419		211
7	1:40.127	25.222	221	43.847	146	31.058	189	221	19	3:09.930	1:54.626	210	44.133	162	31.171	190	210
8	1:39.670	25.109	222	43.947	140	30.614	192	222	20	1:39.677	25.086	222	43.602	164	30.989	189	222
9	1:39.642	25.084	222	43.884	144	30.674	191	222	21	1:40.041	24.694	224	43.492	164	31.855	181	224
10	1:46.369	25.106	221	43.756	147	37.507		221	22	1:39.951	25.372	222	43.482	159	31.097	190	222
11	3:46.371	2:30.782	218	44.419	159	31.170	188	218	23	1:39.504	24.861	223	43.732	163	30.911	190	223
12	1:40.064	24.888	223	43.993	162	31.183	189	223	24	1:50.978	24.731	224	43.879	161	42.368		224

15 Kovac, CRO / Tekaat, DEU

theoretical besttime: 1:38.730

1	2:44.600	1:10.245	83	58.664	124	35.691	109	83	14	1:39.388	25.102	219	43.491	149	30.795	188	219
2	2:09.097	33.657	133	1:01.808	60	33.632	188	133	15	1:46.076	24.963	220	43.369	151	37.744		220
3	1:40.271	25.247	217	44.149	145	30.875	189	217	16	4:27.683	3:00.632	169	48.435	138	38.616	66	169
4	1:39.592	24.790	220	43.868	137	30.934	188	220	17	4:04.942	1:09.654	70	1:29.427	93	1:25.861		70
5	1:39.644	24.897	221	43.660	145	31.087	188	221	18	3:21.559	2:00.001	210	48.161	144	33.397	182	210
6	1:39.516	24.976	220	43.556	151	30.984	188	220	19	1:45.062	26.264	214	46.042	134	32.756	183	214
7	1:39.272	24.852	221	43.461	158	30.959	188	221	20	1:43.165	25.704	217	45.173	147	32.288	184	217
8	1:39.470	25.203	221	43.583	153	30.684	190	221	21	1:43.377	26.026	216	44.768	142	32.583	185	216
9	1:38.883	24.773	221	43.516	149	30.594	190	221	22	1:43.420	25.675	217	45.329	143	32.416	183	217
10	1:39.833	24.862	223	44.085	142	30.886	189	223	23	1:43.354	25.682	216	45.607	148	32.065	184	216
11	1:39.556	24.875	221	43.794	149	30.887	188	221	24	1:42.383	25.378	218	44.802	149	32.203	183	218
12	1:39.168	24.997	220	43.419	144	30.752	189	220	25	1:42.149	25.479	219	44.822	157	31.848	184	219
13	1:39.528	24.767	221	43.600	144	31.161	188	221									

17 Hadergasser, DEU / Still, DEU

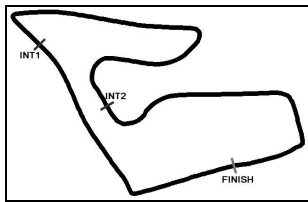
theoretical besttime: 1:39.146

1	2:31.541	57.469	126	55.489	117	38.583	167	126	13	1:44.359	25.940	212	45.263	136	33.156	176	212
2	1:44.034	27.443	205	45.261	146	31.330	185	205	14	1:45.082	26.245	212	45.687	135	33.150	179	212
3	1:39.848	25.518	209	43.523	150	30.807	184	209	15	1:44.829	26.010	211	45.539	133	33.280	180	211
4	1:39.855	25.461	211	43.688	156	30.706	185	211	16	1:45.506	26.120	210	45.597	130	33.789	180	210
5	1:39.641	25.416	211	43.603	153	30.622	184	211	17	2:36.043	25.934	211	1:06.385	80	1:03.724		211
6	1:39.596	25.200	212	43.642	153	30.754	185	212	18	5:10.835	3:51.830	205	45.649	133	33.356	181	205
7	1:39.354	25.211	213	43.612	155	30.531	184	213	19	1:44.817	26.195	209	45.516	126	33.106	181	209
8	1:47.042	25.329	213	45.183	150	36.530		213	20	1:48.231	26.041	211	48.650	130	33.540	180	211
9	3:34.279	2:14.321	206	46.077	130	33.881	179	206	21	1:57.013	26.980	209	46.276	125	43.757		209
10	1:45.123	25.958	211	45.679	127	33.486	180	211	22	3:15.496	2:00.068	198	44.572	152	30.856	186	198
11	1:44.852	26.333	210	45.412	130	33.107	180	210	23	1:40.096	25.156	216	44.427	151	30.513	187	216
12	1:44.625	26.259	211	45.371	136	32.995	179	211	24	1:39.796	25.143	216	43.490	156	31.163	188	216

18 Thoma, CHE / Lesoudier, FRA

theoretical besttime: 1:38.380

1	2:08.886	42.288	161	52.695	126	33.903	181	161	14	1:43.650	25.366	211	44.092	152	34.192	180	211
2	1:46.185	26.427	200	48.412	118	31.346	187	200	15	1:48.306	25.939	210	45.484	143	36.883		210
3	1:39.265	25.167	212	43.795	140	30.303	187	212	16	3:16.582	2:01.633	203	44.514	147	30.435	186	203
4	1:39.027	25.000	215	43.774	148	30.253	187	215	17	3:23.476	48.569	68	1:28.652	81	1:06.255		68
5	1:38.784	25.051	212	43.524	152	30.209	187	212	18	3:26.456	2:12.067	207	43.953	152	30.436	187	207
6	1:38.411	24.965	212	43.392	148	30.054	187	212	19	1:38.739	24.934	214	43.416	154	30.389	187	214
7	1:44.635	25.025	211	43.795	150	35.815		211	20	1:43.608	25.242	217	43.693	150	34.673		217
8	3:22.541	2:06.383	196	45.089	144	31.069	185	196	21	3:13.074	1:57.087	207	44.956	141	31.031	185	207
9	1:40.596	25.543	211	44.166	140	30.887	185	211	22	1:40.786	25.476	210	44.076	148	31.234	184	210
10	1:40.542	25.316	212	44.027	145	31.199	184	212	23	1:40.455	25.422	210	44.295	149	30.738	185	210
11	1:40.786	25.465	211	44.460	149	30.861	184	211	24	1:41.091	25.391	211	44.925	148	30.775	186	211
12	1:40.154	25.392	211	44.005	144	30.757	186	211	25	1:39.992	25.190	213	44.052	147	30.750	186	213



ADAC GT4 Germany

Sector List Free Practice 1



Provisional

Reg. Nr.: Amf-CR08/2019

Friday, June 7, 2019 8:50:00

Red Bull Ring, Length: 4318m

Air temperature: 24.18°C

Track temperature: 30.96°C

Weather condition: Dry

Lap	Time	SE1	SP1	SE2	SP2	SE3	SP3	TSP	Lap	Time	SE1	SP1	SE2	SP2	SE3	SP3	TSP
13	1:40.137	25.497	211	43.866	150	30.774	185	211									

19 Viebahn, DEU / Lappalainen, FIN

theoretical besttime: 1:38.991

1	2:07.790	43.574	178	49.824	130	34.392	167	178	14	1:40.065	25.241	212	44.004	148	30.820	184	212
2	1:44.553	27.073	205	45.470	131	32.010	181	205	15	1:44.229	25.283	212	44.006	145	34.940		212
3	1:43.005	26.539	202	44.658	147	31.808	184	202	16	4:03.088	1:56.922	207	1:03.002	76	1:03.164		207
4	1:41.487	25.393	212	44.832	143	31.262	183	212	17	5:01.517	3:46.290	204	44.480	147	30.747	183	204
5	1:41.555	25.430	213	45.111	152	31.014	184	213	18	1:39.371	25.234	212	43.485	150	30.652	186	212
6	1:42.934	25.388	212	44.670	148	32.876	183	212	19	1:40.328	25.233	214	44.403	150	30.692	184	214
7	1:42.178	25.487	211	44.222	148	32.469	181	211	20	1:39.610	25.158	211	43.813	151	30.639	185	211
8	1:45.045	25.355	212	43.937	152	35.753		212	21	1:39.456	25.098	213	43.761	150	30.597	186	213
9	4:17.388	3:02.322	207	44.113	152	30.953	183	207	22	1:39.121	25.045	213	43.615	152	30.461	186	213
10	1:41.603	25.544	211	45.007	145	31.052	184	211	23	1:39.886	25.175	213	44.247	148	30.464	186	213
11	1:40.603	25.490	212	43.817	149	31.296	185	212	24	1:39.853	25.203	215	44.128	147	30.522	185	215
12	1:40.548	25.318	211	44.313	153	30.917	184	211	25	1:39.858	25.211	212	43.922	151	30.725	184	212
13	1:40.105	25.346	211	44.014	150	30.745	184	211									

21 van Parijs, BEL / Schöll, AUT

theoretical besttime: 1:39.656

1	2:05.265	39.717	148	51.906	137	33.642	171	148	14	1:44.894	25.288	215	44.092	157	35.514		215
2	1:42.412	26.471	207	44.709	147	31.232	185	207	15	3:17.301	2:01.020	209	45.222	147	31.059	184	209
3	1:40.831	25.561	212	44.220	149	31.050	186	212	16	1:41.562	25.741	212	44.651	152	31.170	184	212
4	1:39.966	25.390	213	43.798	148	30.778	187	213	17	3:25.271	50.406	69	1:28.687	81	1:06.178		69
5	1:40.470	25.267	214	44.052	151	31.151	185	214	18	3:23.243	2:07.177	209	44.913	152	31.153	185	209
6	1:40.201	25.350	213	44.038	153	30.813	186	213	19	1:41.390	25.865	212	44.607	147	30.918	184	212
7	1:44.894	25.278	213	44.107	155	35.509		213	20	1:43.069	25.720	213	46.077	147	31.272	183	213
8	3:26.415	2:10.228	127	45.196	152	30.991	187	127	21	1:41.185	25.643	213	44.343	144	31.199	184	213
9	1:40.220	25.260	216	44.154	154	30.806	185	216	22	1:40.914	25.535	214	44.166	150	31.213	184	214
10	1:39.974	25.205	215	43.897	153	30.872	185	215	23	1:41.425	25.621	213	44.449	143	31.355	184	213
11	1:39.718	25.238	215	43.827	153	30.653	186	215	24	1:42.639	25.593	213	45.621	138	31.425	183	213
12	1:40.544	25.263	216	44.066	155	31.215	184	216	25	1:40.893	25.485	213	44.137	150	31.271	184	213
13	1:41.135	25.567	214	43.941	160	31.627	185	214	26	1:41.742	25.590	213	44.735	139	31.417	184	213

22 Kasperlik, DEU / Kern, DEU

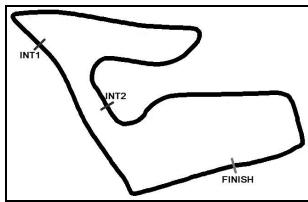
theoretical besttime: 1:38.745

1	2:03.952	38.256	141	50.564	138	35.132	175	141	14	1:39.732	25.234	215	43.841	151	30.657	185	215
2	1:41.207	26.280	211	43.796	161	31.131	185	211	15	1:39.550	25.305	215	43.703	147	30.542	188	215
3	1:39.451	25.350	214	43.301	166	30.800	186	214	16	1:44.750	25.268	217	44.019	144	35.463		217
4	1:39.144	25.119	216	43.283	170	30.742	186	216	17	8:45.724	7:30.741	212	43.880	165	31.103	185	212
5	1:39.682	25.372	214	43.603	160	30.707	187	214	18	1:39.445	25.290	214	43.364	164	30.791	184	214
6	1:39.226	25.092	216	43.212	164	30.922	187	216	19	1:39.324	25.232	214	43.333	165	30.759	186	214
7	1:39.106	25.166	215	43.263	163	30.677	186	215	20	1:39.581	25.356	214	43.548	159	30.677	186	214
8	1:45.655	25.268	216	43.758	161	36.629		216	21	1:39.154	25.189	216	43.504	159	30.461	185	216
9	3:14.384	1:59.036	213	44.140	147	31.208	184	213	22	1:39.246	25.198	215	43.276	161	30.772	187	215
10	1:40.326	25.604	214	43.802	150	30.920	185	214	23	1:39.005	25.072	216	43.343	162	30.590	187	216
11	1:40.283	25.366	214	44.063	148	30.854	186	214	24	1:39.099	25.094	217	43.498	158	30.507	186	217
12	1:39.963	25.484	214	43.879	148	30.600	186	214	25	1:47.264	25.304	214	44.191	154	37.769		214
13	1:39.828	25.502	214	43.765	148	30.561	186	214									

23 Kraihamer, AUT / Kofler, AUT

theoretical besttime: 1:39.117

1	2:09.317	47.936	185	45.747	128	35.634		185	12	5:07.537	2:26.035	59	1:32.537	73	1:08.965		59
2	3:21.444	2:03.301	201	43.763	152	34.380		201	13	3:39.536	2:24.935	203	43.773	153	30.828	183	203
3	3:25.825	2:05.525	201	44.275	162	36.025		201	14	1:40.583	25.488	207	44.483	160	30.612	185	207
4	3:21.188	2:03.400	202	46.451	147	31.337	184	202	15	1:41.174	25.380	208	44.236	144	31.558	183	208
5	1:39.858	25.389	208	43.397	156	31.072	182	208	16	1:40.514	25.537	206	43.893	137	31.084	183	206
6	1:41.494	25.475	208	43.769	145	32.250	184	208	17	1:40.468	25.564	207	44.103	142	30.801	185	207
7	1:39.756	25.394	208	43.547	153	30.815	183	208	18	1:40.077	25.556	207	43.929	153	30.592	184	207
8	1:43.597	25.367	209	43.739	147	34.491		209	19	1:39.832	25.364	208	43.606	162	30.862	185	208
9	6:34.478	5:16.233	200	44.182	151	34.063	184	200	20	1:39.773	25.428	207	43.723	145	30.622	185	207
10	1:40.056	25.299	208	43.421	158	31.336	184	208	21	1:39.790	25.349	208	43.649	155	30.792	184	208
11	1:43.915	25.374	208	43.226	156	35.315		208									



ADAC GT4 Germany

Sector List Free Practice 1



Provisional

Reg. Nr.: Amf-CR08/2019

Friday, June 7, 2019 8:50:00

Red Bull Ring, Length: 4318m
 Air temperature: 24.18°C
 Track temperature: 30.96°C
 Weather condition: Dry

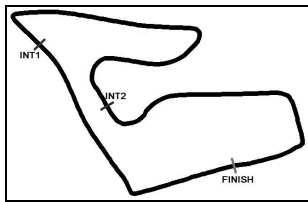
Lap	Time	SE1	SP1	SE2	SP2	SE3	SP3	TSP	Lap	Time	SE1	SP1	SE2	SP2	SE3	SP3	TSP
24 Siljehaug, NOR / Angermayr, AUT									theoretical besttime: 1:39.161								
1	2:07.781	48.377	186	47.035	134	32.369	180	186	13	1:40.338	25.608	206	43.782	152	30.948	180	206
2	1:42.330	26.009	205	45.615	142	30.706	183	205	14	1:41.983	25.460	208	46.034	152	30.489	184	208
3	1:40.566	25.529	206	44.481	139	30.556	184	206	15	1:40.874	25.302	209	45.027	148	30.545	183	209
4	1:44.280	25.578	206	44.088	154	34.614		206	16	1:43.393	25.559	207	43.735	152	34.099		207
5	3:14.969	2:00.296	202	44.379	158	30.294	183	202	17	7:42.089	6:26.744	200	44.521	148	30.824	183	200
6	1:46.116	30.035	185	45.409	160	30.672	182	185	18	1:39.925	25.456	207	43.778	148	30.691	183	207
7	1:40.307	25.510	207	43.807	157	30.990	183	207	19	1:39.724	25.429	207	43.788	152	30.507	185	207
8	1:39.924	25.451	209	44.012	158	30.461	180	209	20	1:39.400	25.297	209	43.873	149	30.230	184	209
9	1:39.956	25.565	208	43.638	158	30.753	184	208	21	1:44.038	25.527	209	44.188	139	34.323		209
10	1:43.997	25.477	207	44.092	155	34.428		207	22	3:15.303	2:00.644	201	43.992	161	30.667	185	201
11	3:15.537	2:00.768	202	44.143	154	30.626	183	202	23	1:40.310	25.356	208	43.634	152	31.320	186	208
12	1:39.984	25.552	207	43.936	152	30.496	184	207									

33 Fagg, GBR / Benyahia, MAR									theoretical besttime: 1:38.768								
1	2:18.157					2:18.157			12	6:10.524	4:51.627	204	47.325	138	31.572	187	204
2	2:17.620	44.430	181	51.159	108	42.031		181	13	1:41.308	25.717	213	44.315	154	31.276	188	213
3	3:47.250	2:30.465	203	45.289	140	31.496	187	203	14	2:20.217	25.436	215	44.051	147	1:10.730		215
4	1:40.110	25.416	214	43.820	152	30.874	188	214	15	7:58.239	6:42.271	212	45.088	144	30.880	189	212
5	1:39.424	25.204	215	43.439	153	30.781	189	215	16	1:40.827	25.387	217	44.405	142	31.035	190	217
6	1:39.020	25.137	216	43.357	155	30.526	190	216	17	1:39.776	25.303	217	43.671	147	30.802	189	217
7	1:39.161	25.219	217	43.402	153	30.540	190	217	18	1:39.812	25.208	217	43.790	143	30.814	188	217
8	1:38.844	24.940	219	43.302	154	30.602	190	219	19	1:40.006	25.334	218	43.803	156	30.869	189	218
9	1:42.344	24.992	221	45.174	131	32.178	190	221	20	1:39.898	25.274	217	43.811	153	30.813	190	217
10	1:39.735	25.180	217	43.579	155	30.976	188	217	21	1:40.529	25.173	217	43.606	153	31.750	189	217
11	1:48.393	25.164	217	43.676	150	39.553		217									

36 Suabo, DEU / Woller, DEU									theoretical besttime: 1:40.891								
1	4:31.799	2:54.530	146	57.135	124	40.134	136	146	9	1:41.426	25.570	214	44.588	144	31.268	188	214
2	1:54.507	33.115	142	49.031	122	32.361	183	142	10	1:45.873	25.199	215	44.711	139	35.963		215
3	1:42.083	26.087	214	44.892	137	31.104	187	214	11	3:10.529	1:54.031	203	44.934	129	31.564	185	203
4	1:50.868	25.463	213	47.726	135	37.679		213	12	1:46.366	25.315	215	44.955	135	36.096		215
5	3:32.713	2:14.030	195	46.627	130	32.056	183	195	13	4:10.578	2:04.404	211	1:00.541	73	1:05.633		211
6	1:41.783	25.644	211	44.922	131	31.217	186	211	14	5:03.974	3:39.909	200	45.704	142	38.361		200
7	1:46.717	25.337	213	44.937	127	36.443		213	15	3:22.350	1:55.528	197	48.379	124	38.443		197
8	3:13.048	1:57.042	211	44.617	146	31.389	186	211	16	3:18.904	1:55.371	200	46.399	140	37.134		200

48 Trefz, DEU / Haber, AUS									theoretical besttime: 1:39.104								
1	3:07.293	1:50.114	203	45.530	142	31.649	183	203	13	1:39.909	25.322	212	43.936	152	30.651	185	212
2	1:41.281	25.584	211	44.386	146	31.311	184	211	14	1:46.377	25.339	212	44.142	151	36.896		212
3	1:40.006	25.330	212	43.862	152	30.814	185	212	15	6:37.242	4:02.253	72	1:28.883	78	1:06.106		72
4	1:40.469	25.329	213	43.826	147	31.314	185	213	16	4:34.905	3:17.626	180	46.244	146	31.035	184	180
5	1:39.951	25.360	213	43.956	150	30.635	186	213	17	1:40.250	25.353	211	43.813	147	31.084	184	211
6	1:45.072	25.435	211	45.339	152	34.298		211	18	1:39.540	25.265	212	43.585	147	30.690	185	212
7	3:10.147	1:54.835	206	44.376	149	30.936	185	206	19	1:39.429	25.315	213	43.488	149	30.626	185	213
8	1:40.978	25.468	211	44.621	143	30.889	186	211	20	1:39.253	25.195	213	43.345	149	30.713	184	213
9	1:40.500	25.369	211	44.140	153	30.991	184	211	21	1:40.118	25.580	213	43.910	149	30.628	184	213
10	1:52.201	27.186	175	49.254	146	35.761		175	22	1:40.440	25.334	211	43.283	146	31.823	187	211
11	2:28.886	1:13.560	209	43.910	144	31.416	185	209	23	1:51.411	25.441	211	43.587	145	42.383		211
12	1:39.864	25.318	211	43.700	145	30.846	186	211									

59 Martin-Dye, GBR / Krebs, DNK									theoretical besttime: 1:39.400								
1	2:23.984	56.186	140	52.756	118	35.042	179	140	13	1:46.572	25.176	214	44.193	147	37.203		214
2	1:45.340	28.472	199	45.470	135	31.398	186	199	14	3:19.408	2:03.519	211	44.101	154	31.788	186	211
3	1:39.968	25.312	214	43.763	148	30.893	185	214	15	1:40.058	25.291	214	43.620	160	31.147	187	214
4	1:40.092	25.151	215	44.074	146	30.867	186	215	16	2:05.471	25.187	215	44.014	167	56.270		215
5	1:40.336	25.580	213	43.825	145	30.931	186	213	17	6:52.328	5:36.999	183	44.081	148	31.248	188	183
6	1:40.110	25.285	214	43.697	143	31.128	187	214	18	1:40.080	25.213	215	44.019	151	30.848	189	215
7	1:47.283	25.214	215	44.083	145	37.986		215	19	1:39.875	25.286	216	43.536	161	31.053	186	216
8	3:29.168	2:13.217	209	44.660	140	31.291	187	209	20	1:39.878	25.354	215	43.453	158	31.071	188	215
9	1:40.424	25.345	213	43.978	143	31.101	187	213	21	1:46.717	25.099	215	43.683	169	37.935	96	215
10	1:40.176	25.215	213	43.961	144	31.000	186	213	22	3:28.367	51.505	100	1:21.839	70	1:15.023		100



ADAC GT4 Germany

Sector List Free Practice 1



Provisional

Reg. Nr.: Amf-CR08/2019

Friday, June 7, 2019 8:50:00

Red Bull Ring, Length: 4318m

Air temperature: 24.18°C

Track temperature: 30.96°C

Weather condition: Dry

Lap	Time	SE1	SP1	SE2	SP2	SE3	SP3	TSP	Lap	Time	SE1	SP1	SE2	SP2	SE3	SP3	TSP
11	1:39.676	25.160	214	43.586	146	30.930	186	214	23								
12	1:39.924	25.301	215	43.725	142	30.898	187	215									

66 Dziwok, POL / Davidovac, DEU

theoretical besttime: 1:40.735

1	2:38.987	1:09.915	140	53.002	106	36.070	178	140	14	1:49.506	25.829	213	44.886	137	38.791	182	213
2	1:52.105	28.563	158	49.924	123	33.618	180	158	15	3:32.463	2:15.475	196	45.342	141	31.646	182	196
3	1:44.793	26.286	211	45.666	134	32.841	182	211	16	1:42.852	26.638	212	44.850	144	31.364	181	212
4	1:43.215	26.331	211	45.004	138	31.880	183	211	17	3:13.512	44.162	75	1:24.240	75	1:05.110	75	75
5	1:43.601	25.961	211	45.053	138	32.587	183	211	18	4:09.360	2:50.594	208	46.865	131	31.901	183	208
6	1:43.152	26.104	211	44.849	142	32.199	182	211	19	1:42.843	26.050	210	45.092	140	31.701	182	210
7	1:45.746	26.214	211	46.076	143	33.456	182	211	20	1:44.040	26.586	201	45.718	150	31.736	182	201
8	1:43.715	25.772	210	45.803	143	32.140	182	210	21	1:41.517	25.629	212	44.564	144	31.324	183	212
9	1:42.710	25.771	212	45.121	133	31.818	183	212	22	1:41.582	25.704	212	44.450	142	31.428	182	212
10	1:44.657	25.904	212	46.420	137	32.333	183	212	23	1:40.872	25.562	212	44.273	152	31.037	183	212
11	1:42.785	25.695	213	45.079	139	32.011	183	213	24	1:41.434	25.827	211	44.136	150	31.471	180	211
12	1:43.216	25.880	213	45.162	137	32.174	184	213	25	1:49.306	25.918	211	44.593	146	38.795	177	211
13	1:42.451	25.868	213	44.956	145	31.627	183	213									

69 Dörr, DEU / Trebing, USA

theoretical besttime: 1:39.106

1	2:33.350	58.728	124	56.625	112	37.997	182	124	9	1:39.869	25.284	214	43.728	141	30.857	190	214
2	1:44.994	27.187	203	46.201	124	31.606	188	203	10	1:40.059	25.024	219	44.100	149	30.935	190	219
3	1:40.417	25.743	215	43.768	145	30.906	189	215	11	1:39.613	25.132	217	43.458	148	31.023	188	217
4	1:39.702	25.356	217	43.721	148	30.625	191	217	12	1:40.031	25.179	217	43.808	146	31.044	188	217
5	1:39.568	25.067	219	43.620	147	30.881	190	219	13	1:39.986	25.104	218	43.866	147	31.016	188	218
6	1:39.571	25.023	218	43.704	144	30.844	189	218	14	1:39.823	25.062	217	43.699	141	31.062	191	217
7	2:03.616	27.413	164	49.044	133	47.159		164	15		28.139	162					162
8	5:52.686	4:37.024	203	44.594	144	31.068	190	203									

77 Heinemann, DEU / Wankmüller, DEU

theoretical besttime: 1:38.802

1	3:09.064	1:49.041	205	46.028	137	33.995	183	205	7	1:39.978	25.332	213	43.514	142	31.132	186	213
2	1:41.191	26.037	213	44.076	144	31.078	185	213	8	1:39.820	25.204	213	43.818	154	30.798	185	213
3	1:40.131	25.483	213	43.605	148	31.043	185	213	9	1:39.214	25.212	215	43.512	156	30.490	187	215
4	1:40.206	25.184	215	44.186	147	30.836	187	215	10	1:38.802	25.098	214	43.364	153	30.340	188	214
5	1:39.566	25.294	214	43.551	147	30.721	186	214	11	1:48.018	26.302	202	44.608	152	37.108		202
6	1:39.539	25.212	215	43.699	151	30.628	186	215									

94 von der Laden, DEU / Valente, CHE

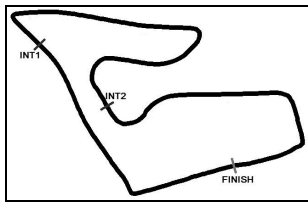
theoretical besttime: 1:39.791

1	2:39.540	1:18.321	199	48.204	141	33.015	185	199	4	1:40.047	25.074	216	43.784	161	31.189	188	216
2	1:46.737	27.643	176	46.489	134	32.605	188	176	5	1:47.101	25.073	217	43.529	163	38.499		217
3	1:40.325	25.133	218	43.767	155	31.425	187	218	6								

99 Owega, DEU / Owega, DEU

theoretical besttime: 1:39.026

1	2:10.140	47.971	161	49.156	137	33.013	179	161	15	1:39.349	25.307	213	43.541	159	30.501	184	213
2	1:42.981	26.288	208	45.059	146	31.634	182	208	16	1:39.448	25.313	213	43.608	159	30.527	186	213
3	1:40.701	25.514	213	43.773	150	31.414	183	213	17	1:39.682	25.248	213	43.869	158	30.565	184	213
4	1:40.868	25.347	213	44.575	145	30.946	185	213	18	2:46.165	25.590	172	1:13.785	81	1:06.790	172	172
5	1:39.513	25.230	214	43.630	148	30.653	185	214	19	4:24.075	3:09.549	207	43.930	157	30.596	185	207
6	1:39.650	25.232	213	43.637	152	30.781	185	213	20	1:40.136	25.265	213	44.214	142	30.657	185	213
7	1:39.976	25.255	213	43.803	152	30.918	185	213	21	1:39.604	25.302	213	43.725	155	30.577	185	213
8	1:39.457	25.269	213	43.487	153	30.701	185	213	22	1:41.502	25.228	214	45.554	138	30.720	186	214
9	1:39.588	25.237	213	43.621	149	30.730	184	213	23	1:42.546	25.263	214	46.678	156	30.605	185	214
10	1:39.664	25.301	212	43.675	154	30.688	186	212	24	1:39.742	25.219	213	43.711	154	30.812	183	213
11	1:39.073	25.107	213	43.418	153	30.548	185	213	25	1:40.400	25.393	213	44.417	158	30.590	185	213
12	1:43.638	25.191	213	43.825	152	34.622		213	26	1:39.809	25.267	213	43.711	150	30.831	182	213
13	3:15.627	2:00.381	208	44.265	154	30.981	183	208	27	1:46.221	25.327	213	44.024	158	36.870		213
14	1:40.169	25.458	213	43.980	149	30.731	185	213									



ADAC GT4 Germany

Top speed list Free Practice 1

Provisional

Reg. Nr.: Amf-CR08/2019

Friday, June 7, 2019 8:50:00



Red Bull Ring, Length: 4318m

Air temperature: 24.18°C

Track temperature: 30.96°C

Weather condition: Dry

#	Name (NAT)	Team	Car name	Speed	Lap	Race time
2	Thomas Jäger (AUT)	Hofer Racing by Bonk Motorsport	BMW M4 GT4	225.18	13	26:09.700
14	Stepan Grotstollen (DEU)	MRS Besagroup Racing	BMW M4 GT4	224.71	21	43:44.331
3	Michael Fischer (AUT)	Hofer Racing by Bonk Motorsport	BMW M4 GT4	224.71	19	46:30.295
15	Thomas Tekaat (DEU)	MRS Besagroup Racing	BMW M4 GT4	223.31	10	16:55.207
33	Charlie Fagg (GBR)	Team GT	McLaren 570s GT4	221.02	9	17:04.578
69	Dennis Trebing (USA)	Dörr Motorsport	McLaren 570s GT4	219.22	5	8:03.530
94	Felix von der Laden (DEU)	Team GT	McLaren 570s GT4	218.78	3	4:51.410
18	Florian Thoma (CHE)	PROpeak Performance	Aston Martin Vantage AMR GT4	217.45	20	39:42.400
11	Jan Philipp Springob (DEU)	Bremotion	Mercedes-AMG GT4	217.01	9	17:04.246
22	Jan Kasperlik (DEU)	Team Allied-Racing (DEU)	Porsche Cayman GT4	217.01	16	27:26.757
21	Glenn van Parijs (BEL)	Team Allied-Racing (DEU)	Porsche Cayman GT4	216.57	12	21:05.629
59	Fred Martin-Dye (GBR)	Dörr Motorsport	McLaren 570s GT4	216.57	19	40:35.684
17	Hendrik Still (DEU)	KÜS TEAM75 Bernhard (DEU)	Porsche Cayman GT4	216.57	23	47:07.157
36	Markus Suabo (DEU)	Schütz Motorsport (DEU)	Mercedes-AMG GT4	215.71	10	22:20.143
77	Luke Wankmüller (DEU)	HP Racing International (DEU)	Mercedes-AMG GT4	215.28	4	6:55.570
19	Joonas Lappalainen (FIN)	PROpeak Performance	Aston Martin Vantage AMR GT4	215.28	24	48:00.668
6	Mike Beckhusen (DEU)	Racing One (DEU)	Audi R8 LMS GT4	214.85	5	8:35.142
99	Hamza Owega (DEU)	GetSpeed Performance	Mercedes-AMG GT4	214.42	5	7:39.920
48	Luca-Sandro Trefz (DEU)	Leipert Motorsport	Mercedes-AMG GT4	213.99	5	8:34.409
5	Nico Rindlisbacher (CHE)	Racing One (DEU)	Audi R8 LMS GT4	213.99	13	22:29.132
66	Franz Dziwok (POL)	HP Racing International (DEU)	Porsche Cayman GT4	213.57	13	22:14.550
23	Reinhard Kofler (AUT)	True Racing	KTM X-Bow GT4	209.82	8	17:44.249
24	Eike Angermayr (AUT)	Felbermayr Reiter (DEU)	KTM X-Bow GT4	209.82	15	27:43.370