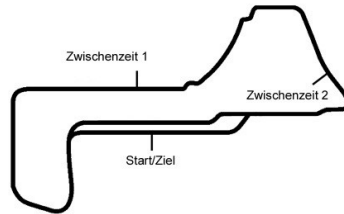


ADAC Masters Weekend Zolder

10.06. - 12.06.2011

Circuit Zolder, Länge 4000 m

ADAC Formel



Sektoren Rennen 3

ROYAL AUTOMOBILE CLUB OF BELGIUM -Reg.No.: AMW-11B-C

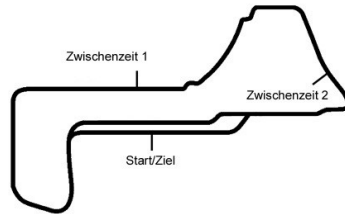
Runde	Rundenzeit	Sektor 1 Zeit	Sektor 2 Zeit	Sektor 3 Zeit
1	Mario Farnbacher , Formel ADAC / GER			
1	2:30.181	40.853	53.736	55.592
2	2:37.008	53.264	54.478	49.266
3	2:13.080	45.815	52.643	34.622
4	1:39.662	32.317	36.601	30.744
5	1:39.464	30.971	36.584	31.909
6	1:42.717	33.831	37.833	31.053
7	1:37.847	31.001	35.998	30.848
8	1:37.444	30.913	35.925	30.606
9	1:37.745	30.794	36.121	30.830
10	1:38.118	31.542	35.912	30.664
11	1:38.362	31.111	36.181	31.070
12	1:36.779	30.727	35.618	30.434
13	1:37.535	30.589	35.917	31.029
14	1:36.976	30.642	35.692	30.642
15	1:37.012	30.929	35.633	30.450
2	Sven Müller , Formel ADAC / GER			
1	2:22.402	36.687	50.357	55.358
2	2:36.877	52.618	56.574	47.685
3	2:15.096	47.452	53.518	34.126
4	1:37.722	30.826	36.283	30.613
5	1:36.825	30.182	36.040	30.603
6	1:37.366	30.675	35.716	30.975
7	1:36.968	30.353	35.964	30.651
8	1:37.530	30.279	36.015	31.236
9	1:36.638	30.305	35.726	30.607
10	1:36.531	30.111	35.790	30.630
11	1:36.410	30.048	35.822	30.540
12	1:36.921	30.125	35.572	31.224
13	1:36.971	30.613	35.728	30.630
14	1:37.443	30.590	35.804	31.049
15	1:38.089	31.618	35.597	30.874
4	Niklas Brinkmann , Formel ADAC / GER			
1	2:36.338	44.828	54.552	56.958
2	2:35.463	51.526	54.743	49.194
3	2:11.896	46.464	51.098	34.334
4	1:39.695	31.730	36.851	31.114
5	1:41.673	32.033	37.632	32.008

ADAC Masters Weekend Zolder

10.06. - 12.06.2011

Circuit Zolder, Länge 4000 m

ADAC Formel



Sektoren Rennen 3

ROYAL AUTOMOBILE CLUB OF BELGIUM -Reg.No.: AMW-11B-C

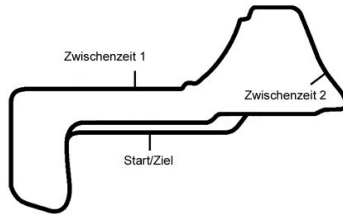
Runde	Rundenzeit	Sektor 1 Zeit	Sektor 2 Zeit	Sektor 3 Zeit
6	1:43.353	32.713	38.486	32.154
7	1:43.963	33.452	37.872	32.639
8	1:49.776	32.641	41.769	
5	André Rudersdorf , Formel ADAC / GER			
1	2:37.872	45.198	56.009	56.665
2	2:34.712	50.599	54.964	49.149
3	2:12.362	46.251	51.078	35.033
4	1:40.725	31.730	37.626	31.369
5	1:40.964	31.077	37.164	32.723
6	1:42.061	32.311	37.545	32.205
7	1:41.209	32.560	37.100	31.549
8	1:38.970	30.802	36.810	31.358
9	1:38.529	30.707	36.658	31.164
10	1:39.076	31.026	36.667	31.383
11	1:38.533	30.682	36.438	31.413
12	1:38.767	30.619	36.666	31.482
13	1:38.399	30.630	36.560	31.209
14	1:38.621	30.560	36.567	31.494
15	1:38.913	30.530	37.226	31.157
6	Christina Nielsen , Formel ADAC / DEN			
1	2:34.077	43.293	54.343	56.441
2	2:35.530	52.359	53.835	49.336
3	2:12.329	46.305	51.496	34.528
4	1:39.913	31.727	36.658	31.528
5	1:39.288	31.522	36.570	31.196
6	1:40.169	31.795	37.384	30.990
7	1:38.658	30.605	36.852	31.201
8	1:38.265	31.212	36.179	30.874
9	1:37.542	30.506	35.969	31.067
10	1:38.075	31.058	36.215	30.802
11	1:38.834	30.647	36.601	31.586
12	1:38.805	31.155	36.584	31.066
13	1:37.401	30.360	36.141	30.900
14	1:37.430	30.640	36.036	30.754
15	1:42.930	30.522	41.571	30.837
7	Maximilian Buhk , Formel ADAC / GER			
1	2:26.188	38.095	52.404	55.689
2	2:36.082	52.501	55.301	48.280

ADAC Masters Weekend Zolder

10.06. - 12.06.2011

Circuit Zolder, Länge 4000 m

ADAC Formel



Sektoren Rennen 3

ROYAL AUTOMOBILE CLUB OF BELGIUM -Reg.No.: AMW-11B-C

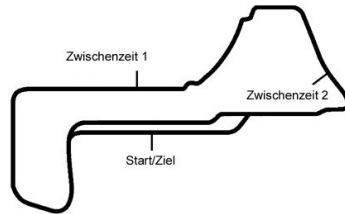
Runde	Rundenzeit	Sektor 1 Zeit	Sektor 2 Zeit	Sektor 3 Zeit
3	2:14.118	47.124	52.773	34.221
4	1:37.820	30.897	36.185	30.738
5	1:38.553	31.570	36.294	30.689
6	1:38.953	31.734	36.280	30.939
7	1:38.067	31.124	36.167	30.776
8	1:37.498	30.605	36.079	30.814
9	1:37.512	30.614	36.161	30.737
10	1:37.186	30.612	35.824	30.750
11	1:37.192	30.483	35.959	30.750
12	1:37.042	30.543	35.860	30.639
13	1:37.620	30.628	36.050	30.942
14	1:37.051	30.742	35.722	30.587
15	1:37.105	30.557	35.810	30.738
9	Gustav Malja , Formel ADAC / SWE			
1	2:28.460	39.233	53.858	55.369
2	2:36.819	53.366	54.694	48.759
3	2:14.464	46.581	52.677	35.206
4	1:38.458	30.936	36.555	30.967
5	1:41.021	31.600	36.978	32.443
6	1:39.559	31.735	36.538	31.286
7	1:39.127	30.977	36.863	31.287
8	1:38.013	30.630	36.436	30.947
9	1:37.907	30.494	36.487	30.926
10	1:37.697	30.424	36.342	30.931
11	1:37.775	30.481	36.263	31.031
12	1:37.832	30.603	36.366	30.863
13	1:37.800	30.420	36.419	30.961
14	1:37.770	30.467	36.446	30.857
15	1:39.068	31.636	36.397	31.035
10	David Griessner , Formel ADAC / AUT			
1	2:31.415	41.588	54.492	55.335
2	2:36.979	53.579	54.302	49.098
3	2:13.191	46.135	51.930	35.126
4	1:39.604	31.419	36.983	31.202
5	1:38.780	31.498	36.566	30.716
6	1:40.429	32.093	36.940	31.396
7	1:38.311	30.931	36.337	31.043
8	1:37.772	30.536	36.266	30.970
9	1:37.981	30.669	36.331	30.981

ADAC Masters Weekend Zolder

10.06. - 12.06.2011

Circuit Zolder, Länge 4000 m

ADAC Formel



Sektoren Rennen 3

ROYAL AUTOMOBILE CLUB OF BELGIUM -Reg.No.: AMW-11B-C

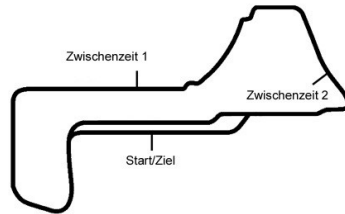
Runde	Rundenzeit	Sektor 1 Zeit	Sektor 2 Zeit	Sektor 3 Zeit
10	1:37.624	30.485	36.225	30.914
11	1:37.937	30.553	36.346	31.038
12	1:37.802	30.393	36.430	30.979
13	1:38.531	30.512	36.504	31.515
14	1:37.987	30.755	36.309	30.923
15	1:37.677	30.518	36.363	30.796
14	Roy Nissany , Formel ADAC / ISR			
1	2:29.164	39.942	53.999	55.223
2	2:36.860	53.673	54.362	48.825
3	2:14.084	46.532	52.625	34.927
4	1:38.305	31.351	36.317	30.637
5	1:40.303	31.510	36.984	31.809
6	1:37.903	30.705	36.301	30.897
7	1:37.679	30.789	36.248	30.642
8	1:37.081	30.448	35.916	30.717
9	1:36.695	30.277	35.858	30.560
10	1:37.100	30.465	36.031	30.604
11	1:37.603	30.582	36.248	30.773
12	1:38.663	30.531	37.526	30.606
13	1:36.729	30.224	35.980	30.525
14	1:36.973	30.361	36.079	30.533
15	1:37.893	31.127	36.295	30.471
15	Mark Kiralykuti , Formel ADAC / HUN			
1	2:24.010	38.206	50.887	54.917
2	2:36.968	52.774	55.715	48.479
3	2:14.328	47.176	52.867	34.285
4	1:38.663	31.095	36.475	31.093
5	1:38.555	31.630	36.089	30.836
6	1:39.589	32.370	36.276	30.943
7	1:38.654	31.469	36.234	30.951
8	1:38.532	31.451	36.262	30.819
9	1:37.703	30.937	36.102	30.664
10	1:37.356	30.795	35.798	30.763
11	1:37.474	30.726	36.080	30.668
12	1:36.878	30.547	35.695	30.636
13	1:37.245	30.631	35.964	30.650
14	1:37.554	30.792	35.984	30.778
15	1:37.431	30.843	35.909	30.679

ADAC Masters Weekend Zolder

10.06. - 12.06.2011

Circuit Zolder, Länge 4000 m

ADAC Formel



Sektoren Rennen 3

ROYAL AUTOMOBILE CLUB OF BELGIUM -Reg.No.: AMW-11B-C

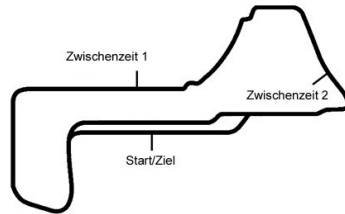
Runde	Rundenzeit	Sektor 1 Zeit	Sektor 2 Zeit	Sektor 3 Zeit
16	Peter Hoevenaars , Formel ADAC / NED			
1	2:27.374	38.947	52.777	55.650
2	2:36.333	53.320	54.830	48.183
3	2:14.622	46.792	52.820	35.010
4	1:39.286	31.406	36.484	31.396
5	1:41.904	32.282	37.478	32.144
6	1:42.485	33.492	37.797	31.196
7	1:39.148	31.813	36.358	30.977
8	1:38.483	31.215	36.336	30.932
9	1:38.160	31.016	36.162	30.982
10	1:38.131	31.128	36.246	30.757
11	1:38.129	31.049	36.252	30.828
12	1:38.105	31.003	36.288	30.814
13	1:37.786	31.023	36.108	30.655
14	1:38.034	31.112	36.219	30.703
15	1:39.113	30.982	37.404	30.727
17	Pascal Wehrlein , Formel ADAC / GER			
1	2:20.599	36.215	49.398	54.986
2	2:37.172	53.107	56.235	47.830
3	2:16.054	48.144	53.464	34.446
4	1:37.518	30.445	36.294	30.779
5	1:36.489	30.361	35.652	30.476
6	1:36.911	30.394	35.754	30.763
7	1:37.185	30.486	36.020	30.679
8	1:36.677	30.439	35.735	30.503
9	1:36.822	30.373	35.874	30.575
10	1:36.389	30.317	35.543	30.529
11	1:36.250	30.109	35.592	30.549
12	1:36.418	30.273	35.681	30.464
13	1:36.684	30.150	36.042	30.492
14	1:36.565	30.292	35.823	30.450
15	1:36.987	30.436	35.804	30.747
18	Luca Stolz , Formel ADAC / GER			
1	2:27.841	37.942	54.210	55.689
2	2:36.702	53.252	54.912	48.538
3	2:14.169	46.632	52.564	34.973
4	1:38.982	31.356	36.692	30.934
5	1:38.672	31.582	36.326	30.764

ADAC Masters Weekend Zolder

10.06. - 12.06.2011

Circuit Zolder, Länge 4000 m

ADAC Formel



Sektoren Rennen 3

ROYAL AUTOMOBILE CLUB OF BELGIUM -Reg.No.: AMW-11B-C

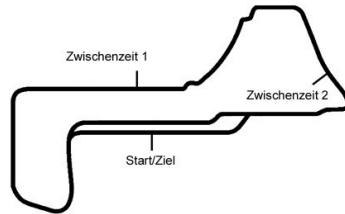
Runde	Rundenzeit	Sektor 1 Zeit	Sektor 2 Zeit	Sektor 3 Zeit
6	1:38.307	30.831	35.980	31.496
7	1:37.960	30.843	36.239	30.878
8	1:37.426	30.585	36.148	30.693
9	1:37.352	30.701	36.029	30.622
10	1:37.256	30.643	35.946	30.667
11	1:37.757	30.666	36.307	30.784
12	1:37.646	30.624	36.291	30.731
13	1:37.137	30.411	36.041	30.685
14	1:37.515	30.481	36.404	30.630
15	1:37.908	31.004	36.154	30.750
21	Marc Coleselli , Formel ADAC / AUT			
1	2:33.608	42.200	54.856	56.552
2	2:35.427	52.190	54.162	49.075
3	2:12.558	46.411	51.552	34.595
4	1:39.735	31.853	36.612	31.270
5	1:38.873	31.867	36.291	30.715
6	1:40.492	32.065	36.825	31.602
7	1:38.460	31.071	36.630	30.759
8	1:37.886	31.009	36.218	30.659
9	1:37.851	30.844	36.218	30.789
10	1:38.154	31.341	36.160	30.653
11	1:39.256	31.235	35.990	32.031
12	1:38.436	31.391	36.322	30.723
13	1:37.472	30.780	36.046	30.646
14	1:37.612	30.832	36.083	30.697
15	1:49.452	30.902	47.548	31.002
22	Sheban Siddiqi , Formel ADAC / GBR			
1	2:35.283	43.341	54.943	56.999
2	2:35.494	51.874	55.033	48.587
3	2:12.634	46.597	51.112	34.925
4	1:41.728	33.125	37.389	31.214
5	1:50.975	31.346	37.109	42.520
6	1:43.889	33.962	38.628	31.299
7	1:40.533	32.213	37.234	31.086
8	1:39.867	31.691	37.112	31.064
9	1:39.990	31.653	37.144	31.193
10	1:43.671	32.296	37.196	

ADAC Masters Weekend Zolder

10.06. - 12.06.2011

Circuit Zolder, Länge 4000 m

ADAC Formel



Sektoren Rennen 3

ROYAL AUTOMOBILE CLUB OF BELGIUM -Reg.No.: AMW-11B-C

Runde	Rundenzeit	Sektor 1 Zeit	Sektor 2 Zeit	Sektor 3 Zeit
23	Kean Kristensen , Formel ADAC	/ DEN		
1	2:23.177	37.351	50.646	55.180
2	2:36.958	52.927	56.069	47.962
3	2:14.850	47.151	53.363	34.336
4	1:38.889	31.094	36.575	31.220
5	1:38.532	31.248	36.207	31.077
6	1:39.203	31.729	36.129	31.345
7	1:38.665	31.585	36.206	30.874
8	1:37.507	30.739	36.040	30.728
9	1:37.540	30.800	36.037	30.703
10	1:37.235	30.617	35.999	30.619
11	1:37.202	30.604	36.011	30.587
12	1:36.940	30.554	35.878	30.508
13	1:37.389	30.549	35.815	31.025
14	1:37.441	30.836	35.958	30.647
15	1:37.389	30.631	36.125	30.633
24	Artem Markelov , Formel ADAC	/ RUS		
1	2:21.447	36.365	49.745	55.337
2	2:37.019	52.604	56.324	48.091
3	2:15.773	47.708	53.513	34.552
4	1:38.217	31.555	35.943	30.719
5	1:36.668	30.471	35.661	30.536
6	1:37.380	30.866	35.704	30.810
7	1:37.014	31.012	35.602	30.400
8	1:37.560	30.667	35.531	31.362
9	1:36.596	30.524	35.631	30.441
10	1:36.759	30.665	35.654	30.440
11	1:36.195	30.300	35.433	30.462
12	1:36.877	30.203	35.653	31.021
13	1:36.863	31.021	35.460	30.382
14	1:37.401	31.007	35.420	30.974
15	1:36.876	31.175	35.253	30.448

Ergebnis Rennen 3

(Wertungslauf: 9)

Gestartet : 21 Gewertet : 15 nicht gewertet : 6

Pl.	Nr.	Kl.	Bewerber Fahrer, Ort	Fahrzeug Sponsorcard	Rde.	Gesamtzeit	Rückstand Intervall	Schnitt Gesamt	Schnellste Schnitt	in Rd.
1	17		ADAC Berlin-Brandenburg e.V. Pascal Wehrlein (GER)	Formel ADAC	15	26:34.720		135.447	1:36.250	11
2	24		Motopark Artem Markelov (RUS)	Formel ADAC	15	26:38.645	03.925	135.114	1:36.195	11
3	2		ma-con Sven Müller (GER)	Formel ADAC	15	26:39.789	05.069	135.018	1:36.410	11
4	7		KUG Motorsport Maximilian Buhk (GER)	Formel ADAC	15	26:47.987	13.267	134.329	1:37.042	12
5	23		Motopark Kean Kristensen (DEN)	Formel ADAC	15	26:48.917	14.197	134.252	1:36.940	12
6	15		ADAC Berlin-Brandenburg e.V. Mark Kiralykuti (HUN)	Formel ADAC	15	26:50.940	16.220	134.083	1:36.878	12
7	18		URD Rennsport Luca Stolz (GER)	Formel ADAC	15	26:52.630	17.910	133.943	1:37.137	13
8	14		Mücke Motorsport Roy Nissany (ISR)	Formel ADAC	15	26:53.035	18.315	133.909	1:36.695	9
9	1		Motopark Mario Farnbacher (GER)	Formel ADAC	15	26:59.930	25.210	133.339	1:36.779	12
10	9		Neuhauser Racing Gustav Malja (SWE)	Formel ADAC	15	27:01.770	27.050	133.188	1:37.697	10
11	10		Neuhauser Racing David Griessner (AUT)	Formel ADAC	15	27:02.020	27.300	133.167	1:37.624	10
12	16		ADAC Berlin-Brandenburg e.V. Peter Hovenaars (NED)	Formel ADAC	15	27:07.093	32.373	132.752	1:37.786	13
13	6		Krafft Walzen Christina Nielsen (DEN)	Formel ADAC	15	27:09.246	34.526	132.577	1:37.401	13
14	21		HAITECH Racing Marc Coleselli (AUT)	Formel ADAC	15	27:15.272	40.552	132.088	1:37.472	13
15	5		Krafft Walzen André Rudersdorf (GER)	Formel ADAC ADAC Hessen-Thüringen e.V.	15	27:19.713	44.993	131.730	1:38.399	13
Nicht gewertet										
	22		Motopark Sheban Siddiqi (GBR)	Formel ADAC	10	19:24.064	5 Runden	123.705	1:39.867	8
	4		Krafft Walzen Niklas Brinkmann (GER)	Formel ADAC	8	16:02.157	7 Runden	119.731	1:39.695	4
	11		Neuhauser Racing Hubertus-Carlos Vier (GER)	Formel ADAC	0	00.000	15 Runden	0.000	00.000	
	12		Mücke Motorsport Jason Kremer (GER)	Formel ADAC	0	00.000	15 Runden	0.000	00.000	
	19		URD Rennsport Lucas Wolf (GER)	Formel ADAC	0	00.000	15 Runden	0.000	00.000	
	25		Motopark Emil Bernstorff (GBR)	Formel ADAC	0	00.000	15 Runden	0.000	00.000	

Schnellste Runde: 24 Markelov Artem 1:36.195 =149.696 km/h

Vorbehaltlich der technischen Überprüfung

Aushangzeit: 12.06.2011

- Rennleiter:

- Zeitnahme:

Startaufstellung Rennen 3 ADAC Formel, am 12.06.2011, um 15:00 h

4 Niklas Brinkmann Formel ADAC	12	6 Christina Nielsen Formel ADAC
5 André Rudersdorf Formel ADAC	11	1 Mario Farnbacher Formel ADAC
3 Dennis Lind Formel ADAC 24:37.190	10	20 Jeffrey Schmidt Formel ADAC 24:36.262
21 Marc Coleselli Formel ADAC 26:59.955	9	22 Sheban Siddiqi Formel ADAC 26:57.981
14 Roy Nissany Formel ADAC 26:51.660	8	10 David Griessner Formel ADAC 26:41.770
11 Hubertus-Carlos Vier Formel ADAC 26:35.135	7	16 Peter Hoevenaars Formel ADAC 26:34.778
15 Mark Kiralykuti Formel ADAC 26:34.386	6	8 Kevin Friesacher Formel ADAC 26:31.845
9 Gustav Malja Formel ADAC 26:31.551	5	7 Maximilian Buhk Formel ADAC 26:29.707
19 Lucas Wolf Formel ADAC 26:28.096	4	18 Luca Stolz Formel ADAC 26:27.843
12 Jason Kremer Formel ADAC 26:17.155	3	23 Kean Kristensen Formel ADAC 26:16.433
25 Emil Bernstorff Formel ADAC 26:12.935	2	2 Sven Müller Formel ADAC 26:03.958
24 Artem Markelov Formel ADAC 25:43.763	1	17 Pascal Wehrlein Formel ADAC 25:42.485

vorbehaltlich der technischen Überprüfung!

ADAC Masters Weekend Zolder

ADAC Formel

Rennen 3

POS	1	2	3	4	5	6	7	8	9	10	11	12	13	14	15	16	17
LAP 1	17	24	2	23	15	7	16	18	9	14	1	10	21	6	22	4	5
LAP 2	17	24	2	23	15	7	16	18	9	14	1	10	21	6	22	4	5
LAP 3	17	24	2	23	15	7	16	18	9	14	1	10	21	6	22	4	5
LAP 4	17	2	24	23	15	7	16	18	9	14	1	10	21	6	4	22	5
LAP 5	17	2	24	23	15	7	18	14	9	1	16	10	21	6	4	5	22
LAP 6	17	2	24	23	7	15	18	14	9	10	21	6	16	1	4	5	22
LAP 7	17	2	24	7	23	15	18	14	9	10	21	1	6	16	5	4	22
LAP 8	17	2	24	7	23	15	18	14	9	10	21	1	6	16	5	22	4.
LAP 9	17	2	24	7	23	15	18	14	9	10	21	1	6	16	5	22	
LAP 10	17	2	24	7	23	15	18	14	9	10	21	1	6	16	5	22.	
LAP 11	17	2	24	7	23	15	18	14	9	10	1	21	6	16	5		
LAP 12	17	2	24	7	23	15	18	14	9	10	1	21	6	16	5		
LAP 13	17	2	24	7	23	15	18	14	9	1	10	21	6	16	5		
LAP 14	17	2	24	7	23	15	18	14	9	1	10	21	6	16	5		
LAP 15	17	24	2	7	23	15	18	14	1	9	10	16	6	21	5		