

ADAC Masters Weekend Zolder

ADAC Formel

Rennen 2

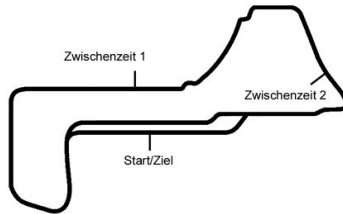
POS	1	2	3	4	5	6	7	8	9	10	11	12	13	14	15	16	17	18	19	20	21	22	23	24
LAP 1	17	24	25	3	2	1	20	9	23	5	18	21	11	6	12	16	19	8	14	10	7	15	22	4.
LAP 2	17	24	25	3	2	1	20	9	23	5	18	21	12	11	6	19	8	16	14	10	7	15	22	
LAP 3	17	24	25	3	2	1	20	9	23	18	21	5	12	11	19	6	8	14	16	7	10	15	22	
LAP 4	17	24	25	3	2	1	20	9	23	18	12	21	5	19	6	11	8	14	7	16	10	15	22	
LAP 5	17	24	3	25	2	1	20	23	9	18	12	21	19	8	11	7	16	14.	15	10	22	5	6.	
LAP 6	17	24	25	2	20	3	1	23	12	9	19	21	18	8	11	7	16	15	10	22	5	14		
LAP 7	17	24	2	25	20	1	3	23	12	9	21	19	18	8	7	11	16	15	10	22	5	14		
LAP 8	17	24	2	25	20	3	23	12	9	19	18	21	8	7	11	16	15	1.	10	22	5	14		
LAP 9	17	24	2	25	20	3	23	12	9	18	19	7	21	8	16	11	15	10	22	5.	14	1		
LAP 10	17	24	2	25	20	3	23	12	9	18	19	7	21	8	16	11	15	10	22	14	1.			
LAP 11	17	24	2	25	20	3	23	12	9	18	19	7	21	8	16	11	15	10	22	14				
LAP 12	17	24	2	25	20	3	23	12	9	18	19	7	21	8	16	15	11	10	22	14				
LAP 13	17	24	2	25	20	3	23	12	9	18	19	7	21	8	16	15	11	10	22	14				
LAP 14	17	24	2	25	20	3	23	12	18	9	19	7	21	8	15	16	11	10	22	14				
LAP 15	17	24	2	25	20	23	3	12	18	19	7	21	9	8	15	16	11	10	14	22				
LAP 16	17	24	2	25	23	12	18	19	7	21	9	8	15	16	11	10	14	22						

ADAC Masters Weekend Zolder

10.06. - 12.06.2011

Circuit Zolder, Länge 4000 m

ADAC Formel



Sektoren Rennen 2

ROYAL AUTOMOBILE CLUB OF BELGIUM -Reg.No.: AMW-11B-C

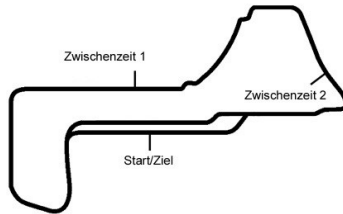
Runde	Rundenzeit	Sektor 1 Zeit	Sektor 2 Zeit	Sektor 3 Zeit
1	Mario Farnbacher , Formel ADAC / GER			
1	1:46.052	38.089	36.755	31.208
2	1:38.081	31.079	36.174	30.828
3	1:38.275	30.985	36.481	30.809
4	1:36.927	30.595	35.948	30.384
5	1:38.047	30.810	36.177	31.060
6	1:41.272	32.977	37.142	31.153
7	1:38.577	31.222	36.961	30.394
8	1:58.232	30.509	36.418	
9	2:44.366	1:37.268	36.475	30.623
10	1:38.550	31.030	36.005	
2	Sven Müller , Formel ADAC / GER			
1	1:44.521	37.185	36.565	30.771
2	1:39.197	31.302	36.596	31.299
3	1:37.644	30.837	36.064	30.743
4	1:36.590	30.081	35.982	30.527
5	1:39.395	31.198	36.772	31.425
6	1:39.845	32.315	36.430	31.100
7	1:38.206	31.295	36.183	30.728
8	1:36.821	30.090	36.198	30.533
9	1:36.978	29.949	36.351	30.678
10	1:36.485	29.845	36.171	30.469
11	1:36.260	29.790	35.835	30.635
12	1:36.610	29.851	36.137	30.622
13	1:36.427	29.973	35.973	30.481
14	1:36.300	29.811	35.846	30.643
15	1:36.515	29.867	35.996	30.652
16	1:36.164	29.894	35.812	30.458
3	Dennis Lind , Formel ADAC / DEN			
1	1:44.344	36.415	36.256	31.673
2	1:39.283	31.213	36.781	31.289
3	1:37.535	30.628	36.094	30.813
4	1:36.399	30.045	35.868	30.486
5	1:39.576	31.454	36.597	31.525
6	1:41.384	33.010	37.229	31.145
7	1:39.326	30.818	37.954	30.554
8	1:37.607	30.183	36.272	31.152
9	1:36.740	30.218	35.993	30.529

ADAC Masters Weekend Zolder

10.06. - 12.06.2011

Circuit Zolder, Länge 4000 m

ADAC Formel



Sektoren Rennen 2

ROYAL AUTOMOBILE CLUB OF BELGIUM -Reg.No.: AMW-11B-C

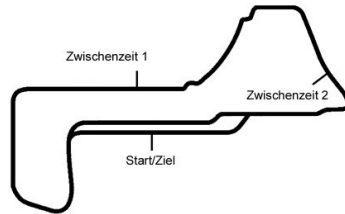
Runde	Rundenzeit	Sektor 1 Zeit	Sektor 2 Zeit	Sektor 3 Zeit
10	1:38.010	30.193	36.512	31.305
11	1:37.054	30.651	35.948	30.455
12	1:36.859	30.274	35.942	30.643
13	1:36.290	30.091	35.804	30.395
14	1:36.657	29.961	36.053	30.643
15	1:40.126	32.991	36.353	30.782
4	Niklas Brinkmann , Formel ADAC / GER			
1	2:06.005	40.949	44.845	
5	André Rudersdorf , Formel ADAC / GER			
1	1:48.936	39.082	37.998	31.856
2	1:40.055	31.265	37.046	31.744
3	1:40.657	30.799	37.710	32.148
4	1:39.844	31.742	36.996	31.106
5	1:55.972	31.197	36.512	48.263
6	1:40.292	31.702	37.229	31.361
7	1:38.777	30.678	36.800	31.299
8	1:38.692	30.799	36.717	31.176
9	1:46.389	30.359	37.796	
6	Christina Nielsen , Formel ADAC / DEN			
1	1:51.334	41.639	38.303	31.392
2	1:39.667	32.164	36.395	31.108
3	1:40.101	31.395	37.497	31.209
4	1:39.453	31.218	37.239	30.996
5	1:55.087	30.439	36.424	
7	Maximilian Buhk , Formel ADAC / GER			
1	1:57.200	43.121	41.602	32.477
2	1:38.752	30.997	36.462	31.293
3	1:40.024	30.815	38.358	30.851
4	1:38.196	30.720	36.796	30.680
5	1:39.148	30.645	36.900	31.603
6	1:37.550	30.539	36.279	30.732
7	1:38.162	30.609	36.984	30.569
8	1:37.489	30.488	36.260	30.741
9	1:39.804	31.742	37.277	30.785
10	1:36.959	30.527	35.989	30.443
11	1:36.674	30.302	35.984	30.388
12	1:36.744	30.277	35.989	30.478
13	1:36.719	30.281	35.978	30.460

ADAC Masters Weekend Zolder

10.06. - 12.06.2011

Circuit Zolder, Länge 4000 m

ADAC Formel



Sektoren Rennen 2

ROYAL AUTOMOBILE CLUB OF BELGIUM -Reg.No.: AMW-11B-C

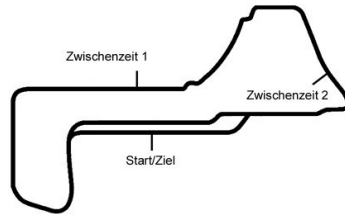
Runde	Rundenzeit	Sektor 1 Zeit	Sektor 2 Zeit	Sektor 3 Zeit
14	1:36.983	30.311	35.978	30.694
15	1:40.464	32.707	37.142	30.615
16	1:38.839	31.152	36.921	30.766
8	Kevin Friesacher , Formel ADAC / AUT			
1	1:53.249	41.781	40.426	31.042
2	1:40.582	31.432	38.019	31.131
3	1:38.424	31.122	36.593	30.709
4	1:38.665	30.839	36.824	31.002
5	1:40.881	32.203	37.488	31.190
6	1:38.427	30.768	36.749	30.910
7	1:38.032	30.762	36.593	30.677
8	1:37.920	30.837	36.399	30.684
9	1:40.859	32.265	37.627	30.967
10	1:38.740	30.855	36.954	30.931
11	1:37.717	30.628	36.425	30.664
12	1:37.084	30.522	36.027	30.535
13	1:37.070	30.494	36.019	30.557
14	1:37.553	30.554	36.439	30.560
15	1:37.774	30.693	36.207	30.874
16	1:38.868	31.198	36.579	31.091
9	Gustav Malja , Formel ADAC / SWE			
1	1:47.411	38.406	37.187	31.818
2	1:40.279	31.712	37.226	31.341
3	1:38.566	30.712	36.658	31.196
4	1:38.598	30.928	36.442	31.228
5	1:39.689	31.477	36.782	31.430
6	1:40.616	32.121	37.169	31.326
7	1:37.845	30.677	36.387	30.781
8	1:37.748	30.467	36.302	30.979
9	1:37.843	30.625	36.391	30.827
10	1:38.233	30.771	36.552	30.910
11	1:37.963	30.661	36.371	30.931
12	1:37.851	30.543	36.450	30.858
13	1:37.293	30.439	35.989	30.865
14	1:40.320	31.283	36.731	32.306
15	1:42.493	33.555	37.407	31.531
16	1:38.803	31.076	36.682	31.045

ADAC Masters Weekend Zolder

10.06. - 12.06.2011

Circuit Zolder, Länge 4000 m

ADAC Formel



Sektoren Rennen 2

ROYAL AUTOMOBILE CLUB OF BELGIUM -Reg.No.: AMW-11B-C

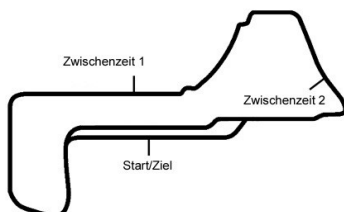
Runde	Rundenzeit	Sektor 1 Zeit	Sektor 2 Zeit	Sektor 3 Zeit
10	David Griessner , Formel ADAC	/ AUT		
1	1:56.665	43.351	41.520	31.794
2	1:38.884	30.690	36.833	31.361
3	1:41.212	31.720	38.411	31.081
4	1:39.169	30.872	36.922	31.375
5	1:45.256	30.887	42.225	32.144
6	1:39.546	31.208	37.003	31.335
7	1:38.765	30.652	36.887	31.226
8	1:38.371	30.569	36.694	31.108
9	1:38.121	30.350	36.718	31.053
10	1:37.841	30.326	36.509	31.006
11	1:37.951	30.418	36.455	31.078
12	1:37.889	30.238	36.689	30.962
13	1:37.964	30.383	36.618	30.963
14	1:37.725	30.391	36.477	30.857
15	1:37.652	30.306	36.403	30.943
16	1:38.759	30.685	37.166	30.908
11	Hubertus-Carlos Vier , Formel ADAC	/ GER		
1	1:50.593	41.496	38.081	31.016
2	1:39.549	30.852	36.939	31.758
3	1:39.831	31.384	37.207	31.240
4	1:40.828	32.163	37.320	31.345
5	1:41.418	32.241	37.814	31.363
6	1:38.305	30.725	36.565	31.015
7	1:39.156	30.754	37.592	30.810
8	1:37.239	30.358	36.200	30.681
9	1:41.213	31.978	37.966	31.269
10	1:39.206	31.567	36.689	30.950
11	1:37.616	30.772	36.192	30.652
12	1:38.652	31.689	36.369	30.594
13	1:39.497	31.246	37.469	30.782
14	1:36.776	30.320	35.893	30.563
15	1:37.217	30.370	36.177	30.670
16	1:38.039	30.928	36.518	30.593
12	Jason Kremer , Formel ADAC	/ GER		
1	1:51.397	41.890	38.528	30.979
2	1:38.381	31.071	36.048	31.262
3	1:39.944	31.648	36.838	31.458

ADAC Masters Weekend Zolder

10.06. - 12.06.2011

Circuit Zolder, Länge 4000 m

ADAC Formel



Sektoren Rennen 2

ROYAL AUTOMOBILE CLUB OF BELGIUM -Reg.No.: AMW-11B-C

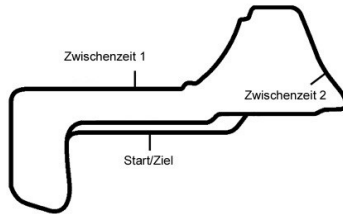
Runde	Rundenzeit	Sektor 1 Zeit	Sektor 2 Zeit	Sektor 3 Zeit
4	1:38.228	31.368	36.361	30.499
5	1:36.967	30.500	35.981	30.486
6	1:38.022	31.324	36.027	30.671
7	1:37.212	30.584	36.048	30.580
8	1:37.427	30.429	36.451	30.547
9	1:36.782	30.495	35.812	30.475
10	1:37.103	30.446	36.021	30.636
11	1:36.828	30.617	35.834	30.377
12	1:36.613	30.373	35.828	30.412
13	1:36.910	30.481	35.916	30.513
14	1:36.773	30.465	35.843	30.465
15	1:38.900	31.646	36.494	30.760
16	1:39.668	31.266	37.556	30.846
14	Roy Nissany , Formel ADAC / ISR			
1	1:55.515	42.446	42.146	30.923
2	1:39.108	30.883	36.840	31.385
3	1:38.573	31.485	36.181	30.907
4	1:38.103	30.386	36.626	31.091
5	1:43.460	32.989	37.133	
6	2:03.946	56.650	36.464	30.832
7	1:37.623	30.666	36.195	30.762
8	1:37.005	30.463	36.032	30.510
9	1:37.721	30.555	36.045	31.121
10	1:37.130	30.265	36.283	30.582
11	1:36.800	30.259	36.103	30.438
12	1:36.952	30.312	36.022	30.618
13	1:36.671	30.299	35.986	30.386
14	1:36.695	30.226	35.850	30.619
15	1:38.215	31.724	35.837	30.654
16	1:38.143	30.872	36.725	30.546
15	Mark Kiralykuti , Formel ADAC / HUN			
1	1:57.585	41.116	44.674	31.795
2	1:39.733	31.746	36.835	31.152
3	1:39.816	31.461	37.139	31.216
4	1:39.058	31.489	36.501	31.068
5	1:39.302	31.343	36.667	31.292
6	1:38.333	30.857	36.619	30.857
7	1:38.373	30.950	36.602	30.821
8	1:37.810	30.808	36.303	30.699

ADAC Masters Weekend Zolder

10.06. - 12.06.2011

Circuit Zolder, Länge 4000 m

ADAC Formel



Sektoren Rennen 2

ROYAL AUTOMOBILE CLUB OF BELGIUM -Reg.No.: AMW-11B-C

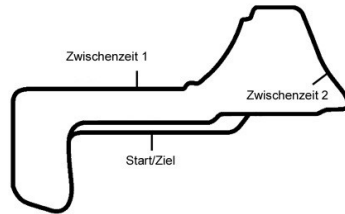
Runde	Rundenzeit	Sektor 1 Zeit	Sektor 2 Zeit	Sektor 3 Zeit
9	1:38.222	30.803	36.343	31.076
10	1:39.417	31.827	36.495	31.095
11	1:37.636	30.702	36.207	30.727
12	1:37.757	31.067	35.976	30.714
13	1:37.935	31.295	35.946	30.694
14	1:37.668	30.707	36.092	30.869
15	1:37.567	30.843	36.122	30.602
16	1:38.174	30.762	36.192	31.220
16	Peter Hoevenaars , Formel ADAC / NED			
1	1:51.861	42.118	38.595	31.148
2	1:42.619	32.752	38.524	31.343
3	1:40.875	32.062	37.733	31.080
4	1:39.393	31.619	36.779	30.995
5	1:39.052	31.087	36.412	31.553
6	1:38.133	31.012	36.329	30.792
7	1:38.603	31.093	36.691	30.819
8	1:37.923	30.923	36.232	30.768
9	1:39.555	31.090	37.175	31.290
10	1:38.795	31.449	36.595	30.751
11	1:37.785	31.053	36.093	30.639
12	1:38.290	31.132	36.236	30.922
13	1:37.574	31.046	35.931	30.597
14	1:38.597	31.002	36.241	31.354
15	1:37.699	31.023	36.028	30.648
16	1:38.024	31.000	36.197	30.827
17	Pascal Wehrlein , Formel ADAC / GER			
1	1:41.906	35.054	36.228	30.624
2	1:36.860	30.369	35.932	30.559
3	1:36.470	30.154	35.880	30.436
4	1:35.982	29.998	35.637	30.347
5	1:36.080	30.036	35.626	30.418
6	1:35.734	29.888	35.573	30.273
7	1:36.227	30.012	35.740	30.475
8	1:35.755	29.965	35.535	30.255
9	1:36.117	30.113	35.695	30.309
10	1:35.716	30.012	35.390	30.314
11	1:35.741	29.966	35.489	30.286
12	1:35.954	30.064	35.564	30.326
13	1:35.903	30.029	35.435	30.439

ADAC Masters Weekend Zolder

10.06. - 12.06.2011

Circuit Zolder, Länge 4000 m

ADAC Formel



Sektoren Rennen 2

ROYAL AUTOMOBILE CLUB OF BELGIUM -Reg.No.: AMW-11B-C

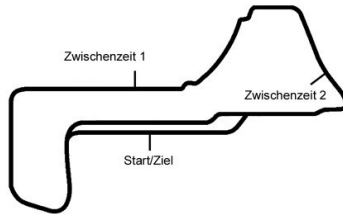
Runde	Rundenzeit	Sektor 1 Zeit	Sektor 2 Zeit	Sektor 3 Zeit
14	1:36.018	30.141	35.552	30.325
15	1:36.003	30.140	35.446	30.417
16	1:36.019	30.170	35.556	30.293
18	Luca Stolz , Formel ADAC / GER			
1	1:49.201	39.786	37.603	31.812
2	1:39.963	31.306	36.996	31.661
3	1:39.619	31.065	37.176	31.378
4	1:37.658	30.449	36.296	30.913
5	1:38.238	30.535	36.243	31.460
6	1:41.411	32.315	37.034	32.062
7	1:39.936	31.828	37.123	30.985
8	1:39.118	31.307	37.015	30.796
9	1:37.515	30.738	36.080	30.697
10	1:37.129	30.374	36.022	30.733
11	1:36.988	30.380	36.022	30.586
12	1:36.442	30.305	35.707	30.430
13	1:36.925	30.289	35.944	30.692
14	1:39.964	31.271	36.660	32.033
15	1:38.502	31.415	36.350	30.737
16	1:39.234	31.312	37.135	30.787
19	Lucas Wolf , Formel ADAC / GER			
1	1:52.363	42.218	39.290	30.855
2	1:38.838	31.579	36.391	30.868
3	1:39.116	30.996	37.275	30.845
4	1:39.262	31.534	36.798	30.930
5	1:37.095	30.724	35.916	30.455
6	1:39.161	31.131	36.328	31.702
7	1:39.809	31.516	37.455	30.838
8	1:39.320	31.507	36.820	30.993
9	1:38.368	31.391	36.213	30.764
10	1:36.822	30.398	36.004	30.420
11	1:37.018	30.289	36.176	30.553
12	1:36.932	30.393	35.996	30.543
13	1:36.694	30.319	35.817	30.558
14	1:39.483	30.760	36.830	31.893
15	1:38.710	31.708	36.269	30.733
16	1:39.105	31.187	37.215	30.703

ADAC Masters Weekend Zolder

10.06. - 12.06.2011

Circuit Zolder, Länge 4000 m

ADAC Formel



Sektoren Rennen 2

ROYAL AUTOMOBILE CLUB OF BELGIUM -Reg.No.: AMW-11B-C

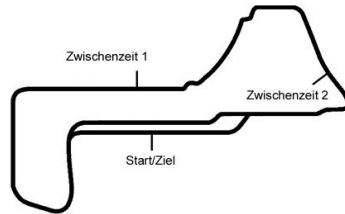
Runde	Rundenzeit	Sektor 1 Zeit	Sektor 2 Zeit	Sektor 3 Zeit
20	Jeffrey Schmidt , Formel ADAC / SUI			
1	1:47.225	37.821	36.833	32.571
2	1:38.215	31.251	36.240	30.724
3	1:37.373	30.621	36.021	30.731
4	1:37.254	30.544	36.333	30.377
5	1:37.527	30.646	36.286	30.595
6	1:39.829	32.386	36.776	30.667
7	1:39.112	31.755	36.810	30.547
8	1:37.826	30.644	36.715	30.467
9	1:37.265	30.824	36.105	30.336
10	1:37.658	30.542	36.579	30.537
11	1:37.038	30.543	36.114	30.381
12	1:36.649	30.513	35.781	30.355
13	1:36.459	30.407	35.766	30.286
14	1:37.060	30.456	36.059	30.545
15	1:39.772	32.730	36.444	30.598
21	Marc Coleselli , Formel ADAC / AUT			
1	1:49.301	39.976	37.545	31.780
2	1:40.086	31.577	36.911	31.598
3	1:40.085	31.757	36.756	31.572
4	1:39.022	31.810	36.433	30.779
5	1:37.531	30.859	36.089	30.583
6	1:39.959	32.118	36.462	31.379
7	1:39.254	31.709	36.314	31.231
8	1:40.823	31.808	37.654	31.361
9	1:40.586	31.915	37.745	30.926
10	1:38.230	31.119	36.451	30.660
11	1:37.460	30.772	36.063	30.625
12	1:37.326	30.700	35.995	30.631
13	1:37.468	30.768	36.078	30.622
14	1:37.419	30.786	36.092	30.541
15	1:37.649	30.919	36.067	30.663
16	1:37.756	31.059	36.116	30.581
22	Sheban Siddiqi , Formel ADAC / GBR			
1	1:58.146	42.886	42.325	32.935
2	1:41.782	32.586	37.626	31.570
3	1:40.588	32.122	37.219	31.247
4	1:39.854	31.727	37.113	31.014

ADAC Masters Weekend Zolder

10.06. - 12.06.2011

Circuit Zolder, Länge 4000 m

ADAC Formel



Sektoren Rennen 2

ROYAL AUTOMOBILE CLUB OF BELGIUM -Reg.No.: AMW-11B-C

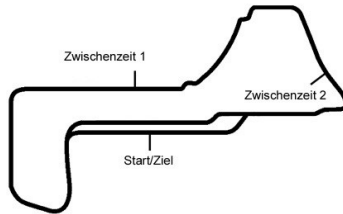
Runde	Rundenzeit	Sektor 1 Zeit	Sektor 2 Zeit	Sektor 3 Zeit
5	1:41.083	31.587	37.166	32.330
6	1:40.283	32.273	36.961	31.049
7	1:39.621	30.967	37.170	31.484
8	1:39.348	31.473	37.023	30.852
9	1:38.803	31.183	36.634	30.986
10	1:39.435	31.402	36.970	31.063
11	1:38.835	31.258	36.837	30.740
12	1:39.146	31.494	36.816	30.836
13	1:39.072	31.451	36.645	30.976
14	1:39.194	31.191	36.743	31.260
15	1:41.114	33.059	36.684	31.371
16	1:41.677	31.577	38.660	31.440
23	Kean Kristensen , Formel ADAC / DEN			
1	1:47.507	38.620	37.139	31.748
2	1:40.317	31.841	37.090	31.386
3	1:38.545	30.948	36.461	31.136
4	1:38.591	31.137	36.269	31.185
5	1:37.601	31.018	35.964	30.619
6	1:37.097	30.560	36.021	30.516
7	1:38.527	30.505	37.378	30.644
8	1:37.387	30.398	36.122	30.867
9	1:36.990	30.697	35.839	30.454
10	1:37.741	30.289	36.478	30.974
11	1:37.377	31.049	35.930	30.398
12	1:36.653	30.406	35.806	30.441
13	1:36.462	30.392	35.689	30.381
14	1:36.478	30.279	35.629	30.570
15	1:39.175	32.493	36.129	30.553
16	1:39.985	31.386	38.081	30.518
24	Artem Markelov , Formel ADAC / RUS			
1	1:42.319	35.822	36.045	30.452
2	1:36.968	30.490	36.150	30.328
3	1:36.393	30.415	35.685	30.293
4	1:36.556	30.295	35.657	30.604
5	1:36.572	30.429	35.806	30.337
6	1:36.431	30.264	35.703	30.464
7	1:35.944	30.102	35.571	30.271
8	1:35.925	30.062	35.584	30.279
9	1:36.030	30.010	35.606	30.414

ADAC Masters Weekend Zolder

10.06. - 12.06.2011

Circuit Zolder, Länge 4000 m

ADAC Formel



Sektoren Rennen 2

ROYAL AUTOMOBILE CLUB OF BELGIUM -Reg.No.: AMW-11B-C

Runde	Rundenzeit	Sektor 1 Zeit	Sektor 2 Zeit	Sektor 3 Zeit
10	1:35.720	30.054	35.382	30.284
11	1:35.785	30.088	35.492	30.205
12	1:36.058	30.059	35.604	30.395
13	1:36.065	30.157	35.675	30.233
14	1:35.939	30.175	35.541	30.223
15	1:35.340	29.934	35.292	30.114
16	1:35.718	29.957	35.575	30.186
25	Emil Bernstorff , Formel ADAC / GBR			
1	1:44.133	36.923	36.161	31.049
2	1:38.484	30.933	36.833	30.718
3	1:37.386	30.760	36.016	30.610
4	1:37.299	30.657	35.985	30.657
5	1:39.917	31.546	36.476	31.895
6	1:39.882	32.243	36.448	31.191
7	1:39.023	31.921	36.576	30.526
8	1:37.890	30.897	36.326	30.667
9	1:37.312	30.950	35.865	30.497
10	1:37.447	30.674	36.316	30.457
11	1:36.952	30.610	35.865	30.477
12	1:36.732	30.547	35.840	30.345
13	1:36.614	30.489	35.705	30.420
14	1:37.338	30.575	36.003	30.760
15	1:39.441	32.607	36.359	30.475
16	1:37.085	30.850	35.729	30.506

Ergebnis Rennen 2

(Wertungslauf: 8)

Gestartet : 24 Gewertet : 20 nicht gewertet : 4

Pl.	Nr.	Kl.	Bewerber Fahrer, Ort	Fahrzeug Sponsorcard	Rde.	Gesamtzeit	Rückstand Intervall	Schnitt Gesamt	Schnellste Schnitt	in Rd.
1	17		ADAC Berlin-Brandenburg e.V. Pascal Wehrlein (GER)	Formel ADAC	16	25:42.485		149.369	1:35.716 150.445	10
2	24		Motopark Artem Markelov (RUS)	Formel ADAC	16	25:43.763	01.278	149.246	1:35.340 151.038	15
3	2		ma-con Sven Müller (GER)	Formel ADAC	16	26:03.958	21.473	147.319	1:36.164 149.744	16
4	25		Motopark Emil Bernstorff (GBR)	Formel ADAC	16	26:12.935	30.450	146.478	1:36.614 149.047	13
5	23		Motopark Kean Kristensen (DEN)	Formel ADAC	16	26:16.433	33.948	146.153	1:36.462 149.282	13
6	12		Mücke Motorsport Jason Kremer (GER)	Formel ADAC	16	26:17.155	34.670	146.086	1:36.613 149.048	12
7	18		URD Rennsport Luca Stolz (GER)	Formel ADAC	16	26:27.843	45.358	145.103	1:36.442 149.313	12
8	19		URD Rennsport Lucas Wolf (GER)	Formel ADAC	16	26:28.096	45.611	145.079	1:36.694 148.923	13
9	7		KUG Motorsport Maximilian Buhk (GER)	Formel ADAC	16	26:29.707	47.222	144.932	1:36.674 148.954	11
10	9		Neuhauser Racing Gustav Malja (SWE)	Formel ADAC	16	26:31.551	49.066	144.764	1:37.293 148.007	13
11	8		KUG Motorsport Kevin Friesacher (AUT)	Formel ADAC	16	26:31.845	49.360	144.738	1:37.070 148.347	13
12	15		ADAC Berlin-Brandenburg e.V. Mark Kiralykuti (HUN)	Formel ADAC	16	26:34.386	51.901	144.507	1:37.567 147.591	15
13	16		ADAC Berlin-Brandenburg e.V. Peter Hovenaars (NED)	Formel ADAC	16	26:34.778	52.293	144.472	1:37.574 147.580	13
14	11		Neuhauser Racing Hubertus-Carlos Vier (GER)	Formel ADAC	16	26:35.135	52.650	144.439	1:36.776 148.797	14
15	10		Neuhauser Racing David Griessner (AUT)	Formel ADAC	16	26:41.770	59.285	143.841	1:37.652 147.462	15
16	14		Mücke Motorsport Roy Nissany (ISR)	Formel ADAC	16	26:51.660	1:09.175	142.958	1:36.671 148.959	13
17	22		Motopark Sheban Siddiqi (GBR)	Formel ADAC	16	26:57.981	1:15.496	142.400	1:38.803 145.745	9
18	21		HAITECH Racing Marc Coleselli (AUT)	Formel ADAC	16	26:59.955	1:17.470	142.226	1:37.326 147.956	12
19	20		HAITECH Racing Jeffrey Schmidt (SUI)	Formel ADAC	15	24:36.262	1 Runde	146.315	1:36.459 149.286	13
20	3		ma-con Dennis Lind (DEN)	Formel ADAC	15	24:37.190	1 Runde	146.224	1:36.290 149.548	13
Nicht gewertet										
	1		Motopark Mario Farnbacher (GER)	Formel ADAC	10	17:58.379	6 Runden	133.534	1:36.927 148.565	4
	5		Krafft Walzen André Rudersdorf (GER)	Formel ADAC	9	15:29.614	7 Runden	139.413	1:38.692 145.908	8
	6		Krafft Walzen Christina Nielsen (DEN)	ADAC Hessen-Thüringen e.V. Formel ADAC	5	8:45.642	11 Runden	136.975	1:39.453 144.792	4
	4		Krafft Walzen Niklas Brinkmann (GER)	Formel ADAC	1	2:06.005	15 Runden	114.281	00.000 0.000	

Schnellste Runde: 24 Markelov Artem 1:35.340 =151.038 km/h



ADAC Masters Weekend Zolder

10.06. - 12.06.2011

Circuit Zolder, Länge 4000 m

ADAC Formel



ADAC Westfalen e.V.

ROYAL AUTOMOBILE CLUB OF BELGIUM - Reg. Nr.: AMW-11B-C

Ergebnis Rennen 2

(Wertungslauf: 8)

Gestartet : 24 Gewertet : 20 nicht gewertet : 4

Pl.	Nr.	Kl.	Bewerber Fahrer, Ort	Fahrzeug Sponsorcard	Rde.	Gesamtzeit	Rückstand Intervall	Schnitt Gesamt	Schnellste Schnitt	in Rd.
-----	-----	-----	-------------------------	-------------------------	------	------------	------------------------	-------------------	-----------------------	-----------

car # 21 30 sec. Zeitstrafe (Ersatz Drive Through)

Vorbehaltlich der technischen Überprüfung

Aushangzeit: 12.06.2011

- Rennleiter:

- Zeitnahme:

Startaufstellung Rennen 2 ADAC Formel, am 12.06.2011, um 11:00 h

10 David Griessner Formel ADAC	12	14 Roy Nissany Formel ADAC
19 Lucas Wolf Formel ADAC	11	7 Maximilian Buhk Formel ADAC
12 Jason Kremer Formel ADAC	10	22 Sheban Siddiqi Formel ADAC
6 Christina Nielsen Formel ADAC	9	16 Peter Hoevenaars Formel ADAC
8 Kevin Friesacher Formel ADAC	8	21 Marc Coleselli Formel ADAC
4 Niklas Brinkmann Formel ADAC	7	15 Mark Kiralykuti Formel ADAC
11 Hubertus-Carlos Vier Formel ADAC	6	18 Luca Stolz Formel ADAC
5 André Rudersdorf Formel ADAC	5	23 Kean Kristensen Formel ADAC
9 Gustav Malja Formel ADAC	4	1 Mario Farnbacher Formel ADAC
2 Sven Müller Formel ADAC	3	25 Emil Bernstorff Formel ADAC
20 Jeffrey Schmidt Formel ADAC	2	3 Dennis Lind Formel ADAC
24 Artem Markelov Formel ADAC	1	17 Pascal Wehrlein Formel ADAC

vorbehaltlich der technischen Überprüfung!

Car # 18,21,16,22,2 + 5 Startplätze, # 8,4,11,15,6,23 + 10 Startplätze, Entscheid Rennleitung wegen GELBVERSTOSS

Zeitnahme & Datenservice: WIGE Performance GmbH, Meuspath, GER

Seite 1

Obmann der Zeitnahme: Michael Brothe, Gersweiler, GER, brothe.m@wige.de

Gedruckt : 11.6.2011 - 20:51