

Ergebnis Rennen 1

(Wertungslauf: 7)

Gestartet : 24 Gewertet : 19 nicht gewertet : 5

Pl.	Nr.	Kl.	Bewerber Fahrer, Ort	Fahrzeug Sponsorcard	Rde.	Gesamtzeit	Rückstand Intervall	Schnitt Gesamt	Schnellste Schnitt	in Rd.
1	17		ADAC Berlin-Brandenburg e.V. Pascal Wehrlein (GER)	Formel ADAC	14	26:17.589		127.790	1:36.519 149.193	7
2	24		Motopark Artem Markelov (RUS)	Formel ADAC	14	26:28.202	10.613	126.936	1:36.700 148.914	6
3	3		ma-con Dennis Lind (DEN)	Formel ADAC	14	26:29.301	11.712	126.848	1:37.490 147.707	14
4	20		HAITECH Racing Jeffrey Schmidt (SUI)	Formel ADAC	14	26:41.829	24.240	125.856	1:38.162 146.696	14
5	25		Motopark Emil Bernstorff (GBR)	Formel ADAC	14	26:54.530	36.941	124.866	1:36.591 149.082	12
6	2		ma-con Sven Müller (GER)	Formel ADAC	14	26:57.930	40.341	124.604	1:37.191 148.162	7
7	23		Motopark Kean Kristensen (DEN)	Formel ADAC	14	27:01.302	43.713	124.345	1:37.324 147.959	12
8	11		Neuhauser Racing Hubertus-Carlos Vier (GER)	Formel ADAC	14	27:05.220	47.631	124.045	1:38.093 146.799	12
9	15		ADAC Berlin-Brandenburg e.V. Mark Kiralykuti (HUN)	Formel ADAC	14	27:18.411	1:00.822	123.046	1:38.159 146.701	10
10	4		Krafft Walzen Niklas Brinkmann (GER)	Formel ADAC	14	27:19.194	1:01.605	122.987	1:38.367 146.391	9
11	8		KUG Motorsport Kevin Friesacher (AUT)	Formel ADAC	14	27:19.644	1:02.055	122.954	1:37.868 147.137	12
12	6		Krafft Walzen Christina Nielsen (DEN)	Formel ADAC	14	27:22.586	1:04.997	122.733	1:38.021 146.907	10
13	18		URD Rennsport Luca Stolz (GER)	Formel ADAC	14	27:23.007	1:05.418	122.702	1:38.066 146.840	12
14	1		Motopark Mario Farnbacher (GER)	Formel ADAC	14	27:27.205	1:09.616	122.389	1:37.013 148.434	11
15	9		Neuhauser Racing Gustav Malja (SWE)	Formel ADAC	14	27:31.639	1:14.050	122.061	1:38.572 146.086	9
16	21		HAITECH Racing Marc Coleselli (AUT)	Formel ADAC	14	27:31.684	1:14.095	122.057	1:38.588 146.062	9
17	16		ADAC Berlin-Brandenburg e.V. Peter Hoevenaars (NED)	Formel ADAC	14	27:40.256	1:22.667	121.427	1:38.617 146.019	11
18	5		Krafft Walzen André Rudersdorf (GER)	Formel ADAC	14	27:45.437	1:27.848	121.049	1:40.134 143.807	11
19	22		Motopark Sheban Siddiqi (GBR)	Formel ADAC	14	27:45.655	1:28.066	121.033	1:39.006 145.446	12
Nicht gewertet										
	12		Mücke Motorsport Jason Kremer (GER)	Formel ADAC	6	13:19.462	8 Runden	108.073	1:37.120 148.270	6
	7		KUG Motorsport Maximilian Buhk (GER)	Formel ADAC	1	3:22.021	13 Runden	71.280	00.000 0.000	
	19		URD Rennsport Lucas Wolf (GER)	Formel ADAC	0	00.000	14 Runden	0.000	00.000 0.000	
	14		Mücke Motorsport Roy Nissany (ISR)	Formel ADAC	0	00.000	14 Runden	0.000	00.000 0.000	
Nichtwertung										
	10		Neuhauser Racing David Griessner (AUT)	Formel ADAC	14	26:45.510	27.921	125.568	1:38.234 146.589	13



ADAC Masters Weekend Zolder

10.06. - 12.06.2011

Circuit Zolder, Länge 4000 m

ADAC Formel



ADAC Westfalen e.V.

ROYAL AUTOMOBILE CLUB OF BELGIUM - Reg. Nr.: AMW-11B-C

Ergebnis Rennen 1

(Wertungslauf: 7)

Gestartet : 24 Gewertet : 19 nicht gewertet : 5

Pl.	Nr.	Kl.	Bewerber Fahrer, Ort	Fahrzeug Sponsorcard	Rde.	Gesamtzeit	Rückstand Intervall	Schnitt Gesamt	Schnellste Schnitt	in Rd.
-----	-----	-----	-------------------------	-------------------------	------	------------	------------------------	-------------------	-----------------------	-----------

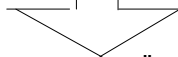
Schnellste Runde: 17 Wehrlein Pascal 1:36.519 =149.193 km/h

10 - Nichtwertung - Missachtung Drive Through, Cars # 25,2,23,11,15,4,8,6,18,1,9,21,16,22, - 30sec. Erstzstrafe Drive Through
Vorbehaltlich der technischen Überprüfung

Aushangzeit: 11.06.2011	- Rennleiter:	- Zeitnahme:
-------------------------	---------------	--------------

Startaufstellung Rennen 1 ADAC Formel, am 11.06.2011, um 15:15 h

22 Sheban Siddiqi Formel ADAC	1:37.890	12	5 André Rudersdorf Formel ADAC	1:37.775
16 Peter Hoevenaars Formel ADAC	1:37.743	11	10 David Griessner Formel ADAC	1:37.692
6 Christina Nielsen Formel ADAC	1:37.635	10	21 Marc Coleselli Formel ADAC	1:37.634
4 Niklas Brinkmann Formel ADAC	1:37.200	9	8 Kevin Friesacher Formel ADAC	1:37.002
9 Gustav Malja Formel ADAC	1:36.898	8	20 Jeffrey Schmidt Formel ADAC	1:36.783
18 Luca Stolz Formel ADAC	1:36.761	7	15 Mark Kiralykuti Formel ADAC	1:36.753
11 Hubertus-Carlos Vier Formel ADAC	1:36.497	6	23 Kean Kristensen Formel ADAC	1:36.487
19 Lucas Wolf Formel ADAC	1:36.472	5	7 Maximilian Buhk Formel ADAC	1:36.301
3 Dennis Lind Formel ADAC	1:36.235	4	2 Sven Müller Formel ADAC	1:36.056
25 Emil Bernstorff Formel ADAC	1:35.744	3	1 Mario Farnbacher Formel ADAC	1:35.666
14 Roy Nissany Formel ADAC	1:35.527	2	24 Artem Markelov Formel ADAC	1:35.504
12 Jason Kremer Formel ADAC	1:35.270	1	17 Pascal Wehrlein Formel ADAC	1:34.848



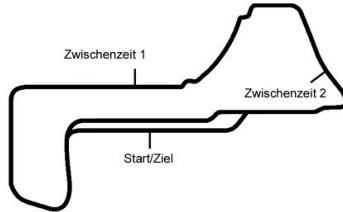
vorbehaltlich der technischen Überprüfung!

ADAC Masters Weekend Zolder

10.06. - 12.06.2011

Circuit Zolder, Länge 4000 m

ADAC Formel



Sektoren Rennen 1

ROYAL AUTOMOBILE CLUB OF BELGIUM -Reg.No.: AMW-11B-C

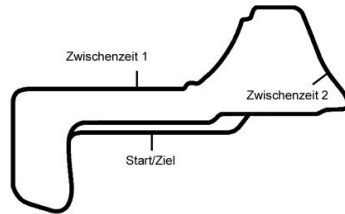
Runde	Rundenzeit	Sektor 1 Zeit	Sektor 2 Zeit	Sektor 3 Zeit
1	Mario Farnbacher , Formel ADAC / GER			
1	2:40.500	39.236	54.736	1:06.528
2	3:04.566	1:07.253	1:06.387	50.926
3	2:40.397	54.499	1:06.019	39.879
4	1:40.415	32.418	36.837	31.160
5	1:39.764	31.847	36.624	31.293
6	1:39.452	31.371	36.236	
7	2:06.773	58.862	37.376	30.535
8	1:38.071	31.172	36.416	30.483
9	1:37.968	31.329	36.246	30.393
10	1:37.215	30.745	35.973	30.497
11	1:37.013	30.717	35.834	30.462
12	1:37.423	30.857	36.342	30.224
13	1:40.081	31.286	37.025	31.770
14	1:37.567	30.910	36.205	30.452
2	Sven Müller , Formel ADAC / GER			
1	2:42.023	39.462	55.370	1:07.191
2	3:03.693	1:06.827	1:06.771	50.095
3	2:40.531	54.502	1:06.326	39.703
4	1:39.710	31.932	36.998	30.780
5	1:40.463	32.576	37.223	30.664
6	1:37.672	30.775	36.375	30.522
7	1:37.191	30.465	36.237	30.489
8	1:37.986	30.516	36.920	30.550
9	1:37.774	30.418	36.867	30.489
10	1:40.076	30.555	38.863	30.658
11	1:38.140	31.111	36.374	30.655
12	1:37.632	30.364	36.701	30.567
13	1:37.583	30.576	36.207	30.800
14	1:37.456	30.393	36.216	30.847
3	Dennis Lind , Formel ADAC / DEN			
1	2:42.983	40.544	55.393	1:07.046
2	3:03.634	1:07.272	1:06.814	49.548
3	2:40.491	54.450	1:06.133	39.908
4	1:39.298	31.925	36.499	30.874
5	1:40.575	31.974	37.893	30.708
6	1:37.653	30.662	36.297	30.694
7	1:38.514	30.870	36.489	31.155

ADAC Masters Weekend Zolder

10.06. - 12.06.2011

Circuit Zolder, Länge 4000 m

ADAC Formel



Sektoren Rennen 1

ROYAL AUTOMOBILE CLUB OF BELGIUM -Reg.No.: AMW-11B-C

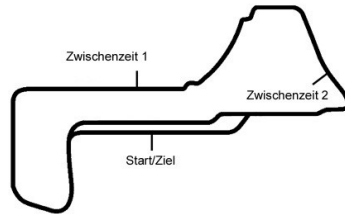
Runde	Rundenzeit	Sektor 1 Zeit	Sektor 2 Zeit	Sektor 3 Zeit
8	1:38.752	31.280	36.556	30.916
9	1:37.916	30.829	36.434	30.653
10	1:37.814	30.671	36.385	30.758
11	1:38.062	30.890	36.566	30.606
12	1:38.012	30.623	36.761	30.628
13	1:38.107	31.044	36.163	30.900
14	1:37.490	30.677	35.920	30.893
4	Niklas Brinkmann , Formel ADAC / GER			
1	2:50.464	45.236	58.270	1:06.958
2	3:04.014	1:08.056	1:05.541	50.417
3	2:38.701	54.519	1:06.324	37.858
4	1:40.629	32.149	37.417	31.063
5	1:42.139	32.412	38.210	31.517
6	1:40.802	32.721	37.051	31.030
7	1:40.453	32.061	37.305	31.087
8	1:38.827	31.055	36.759	31.013
9	1:38.367	30.956	36.542	30.869
10	1:38.433	31.046	36.401	30.986
11	1:38.480	31.054	36.516	30.910
12	1:38.485	31.292	36.454	30.739
13	1:39.819	31.586	36.737	31.496
14	1:39.581	32.113	36.451	31.017
5	André Rudersdorf , Formel ADAC / GER			
1	2:57.684	49.728	59.488	1:08.468
2	3:01.452	1:06.294	1:06.292	48.866
3	2:41.345	55.743	1:07.621	37.981
4	1:42.194	32.145	37.951	32.098
5	1:40.442	31.380	37.609	31.453
6	1:44.396	31.859	39.185	
7	2:10.949	1:00.647	38.921	31.381
8	1:42.179	32.576	38.202	31.401
9	1:42.348	32.995	38.177	31.176
10	1:40.324	31.308	37.392	31.624
11	1:40.134	31.289	37.381	31.464
12	1:40.544	31.508	37.479	31.557
13	1:40.399	31.325	37.435	31.639
14	1:41.047	31.420	37.551	32.076

ADAC Masters Weekend Zolder

10.06. - 12.06.2011

Circuit Zolder, Länge 4000 m

ADAC Formel



Sektoren Rennen 1

ROYAL AUTOMOBILE CLUB OF BELGIUM -Reg.No.: AMW-11B-C

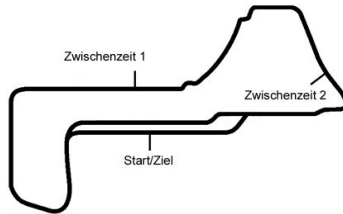
Runde	Rundenzeit	Sektor 1 Zeit	Sektor 2 Zeit	Sektor 3 Zeit
6	Christina Nielsen , Formel ADAC / DEN			
1	2:54.142	49.139	57.631	1:07.372
2	3:02.463	1:06.980	1:05.815	49.668
3	2:40.649	55.629	1:07.336	37.684
4	1:41.623	32.197	37.541	31.885
5	1:41.875	31.823	37.752	32.300
6	1:40.878	32.997	36.721	31.160
7	1:39.950	31.631	37.156	31.163
8	1:38.053	30.801	36.536	30.716
9	1:39.508	31.977	36.608	30.923
10	1:38.021	30.667	36.416	30.938
11	1:38.514	30.904	36.625	30.985
12	1:39.057	30.978	37.064	31.015
13	1:39.333	31.299	36.664	31.370
14	1:38.520	31.250	36.183	31.087
7	Maximilian Buhk , Formel ADAC / GER			
1	3:22.021	1:31.171	1:04.091	
8	Kevin Friesacher , Formel ADAC / AUT			
1	2:46.114	43.463	55.306	1:07.345
2	3:03.633	1:07.233	1:06.142	50.258
3	2:40.869	54.236	1:06.475	40.158
4	1:41.352	32.735	36.862	31.755
5	1:43.991	33.551	39.362	31.078
6	1:41.230	33.139	37.011	31.080
7	1:40.503	32.004	37.132	31.367
8	1:40.882	31.518	37.920	31.444
9	1:39.457	31.595	36.872	30.990
10	1:38.361	30.966	36.574	30.821
11	1:37.963	30.784	36.455	30.724
12	1:37.868	30.816	36.415	30.637
13	1:38.398	31.053	36.340	31.005
14	1:39.023	31.383	36.591	31.049
9	Gustav Malja , Formel ADAC / SWE			
1	3:00.126	1:08.552	43.672	1:07.902
2	3:00.580	1:05.635	1:06.934	48.011
3	2:41.654	55.571	1:10.068	36.015
4	1:41.047	31.948	37.583	31.516
5	1:40.072	31.169	37.600	31.303

ADAC Masters Weekend Zolder

10.06. - 12.06.2011

Circuit Zolder, Länge 4000 m

ADAC Formel



Sektoren Rennen 1

ROYAL AUTOMOBILE CLUB OF BELGIUM -Reg.No.: AMW-11B-C

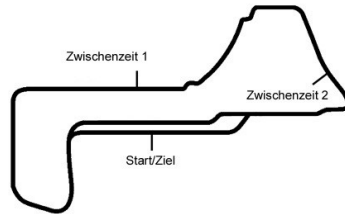
Runde	Rundenzeit	Sektor 1 Zeit	Sektor 2 Zeit	Sektor 3 Zeit
6	1:41.103	31.744	38.609	30.750
7	1:40.800	31.779	37.962	31.059
8	1:39.082	31.349	36.904	30.829
9	1:38.572	30.881	36.509	31.182
10	1:38.865	31.164	36.631	31.070
11	1:38.629	30.886	36.831	30.912
12	1:38.855	31.201	36.828	30.826
13	1:40.948	31.831	37.080	32.037
14	1:41.306	31.968	37.693	31.645
10	David Griessner , Formel ADAC	/ AUT		
1	2:49.717	44.967	57.720	1:07.030
2	3:03.912	1:07.806	1:05.539	50.567
3	2:38.934	54.448	1:05.628	38.858
4	1:41.009	32.181	37.287	31.541
5	1:40.442	31.916	37.526	31.000
6	1:39.643	31.183	36.772	31.688
7	1:40.214	32.461	36.923	30.830
8	1:39.304	31.208	37.134	30.962
9	1:39.475	31.766	36.677	31.032
10	1:38.777	31.149	36.603	31.025
11	1:38.952	31.212	36.624	31.116
12	1:38.542	30.969	36.510	31.063
13	1:38.234	30.836	36.428	30.970
14	1:38.355	30.920	36.550	30.885
11	Hubertus-Carlos Vier , Formel ADAC	/ GER		
1	2:44.580	43.182	54.360	1:07.038
2	3:03.358	1:07.372	1:06.592	49.394
3	2:41.788	54.801	1:06.722	40.265
4	1:40.388	31.941	36.954	31.493
5	1:39.293	31.626	36.864	30.803
6	1:38.385	31.216	36.546	30.623
7	1:38.414	31.027	36.629	30.758
8	1:38.684	30.963	36.859	30.862
9	1:38.123	31.017	36.498	30.608
10	1:38.436	30.935	36.754	30.747
11	1:38.307	31.072	36.562	30.673
12	1:38.093	30.939	36.401	30.753
13	1:39.151	31.443	36.819	30.889
14	1:38.220	30.953	36.486	30.781

ADAC Masters Weekend Zolder

10.06. - 12.06.2011

Circuit Zolder, Länge 4000 m

ADAC Formel



Sektoren Rennen 1

ROYAL AUTOMOBILE CLUB OF BELGIUM -Reg.No.: AMW-11B-C

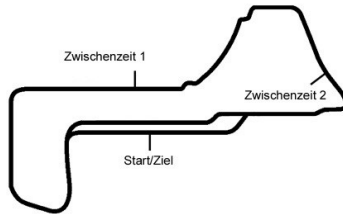
Runde	Rundenzeit	Sektor 1 Zeit	Sektor 2 Zeit	Sektor 3 Zeit
12	Jason Kremer , Formel ADAC / GER			
1	2:38.510	37.443	54.276	1:06.791
2	3:04.295	1:07.306	1:06.311	50.678
3	2:41.978	54.922	1:05.857	41.199
4	1:38.805	31.397	36.464	30.944
5	1:38.754	31.709	36.339	30.706
6	1:37.120	30.645	36.110	30.365
15	Mark Kiralykuti , Formel ADAC / HUN			
1	2:47.017	44.489	55.297	1:07.231
2	3:03.780	1:07.306	1:05.940	50.534
3	2:39.902	54.336	1:06.408	39.158
4	1:41.058	33.072	36.619	31.367
5	1:44.478	33.916	39.590	30.972
6	1:41.256	33.484	36.577	31.195
7	1:40.275	31.995	37.134	31.146
8	1:39.427	31.889	36.827	30.711
9	1:38.172	31.101	36.385	30.686
10	1:38.159	31.113	36.293	30.753
11	1:38.415	31.101	36.501	30.813
12	1:38.279	31.017	36.550	30.712
13	1:39.241	31.600	36.618	31.023
14	1:38.952	31.897	36.312	30.743
16	Peter Hovenaars , Formel ADAC / NED			
1	2:55.249	49.296	58.464	1:07.489
2	3:02.397	1:07.251	1:06.749	48.397
3	2:39.896	55.936	1:07.168	36.792
4	1:41.111	32.387	37.310	31.414
5	1:42.531	31.840	37.675	33.016
6	1:54.450	33.290	49.988	31.172
7	1:40.214	31.930	37.354	30.930
8	1:38.959	31.492	36.666	30.801
9	1:39.037	31.571	36.641	30.825
10	1:38.647	31.447	36.466	30.734
11	1:38.617	31.386	36.425	30.806
12	1:40.678	32.890	36.772	31.016
13	1:38.945	31.521	36.466	30.958
14	1:39.525	31.810	36.777	30.938

ADAC Masters Weekend Zolder

10.06. - 12.06.2011

Circuit Zolder, Länge 4000 m

ADAC Formel



Sektoren Rennen 1

ROYAL AUTOMOBILE CLUB OF BELGIUM -Reg.No.: AMW-11B-C

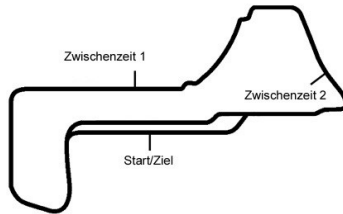
Runde	Rundenzeit	Sektor 1 Zeit	Sektor 2 Zeit	Sektor 3 Zeit
17	Pascal Wehrlein , Formel ADAC / GER			
1	2:36.683	36.179	53.821	1:06.683
2	3:05.023	1:07.135	1:06.690	51.198
3	2:41.749	54.965	1:06.153	40.631
4	1:38.529	31.261	36.750	30.518
5	1:37.131	30.527	36.261	30.343
6	1:36.821	30.441	35.982	30.398
7	1:36.519	30.292	35.835	30.392
8	1:38.091	30.936	36.675	30.480
9	1:37.782	30.952	36.316	30.514
10	1:38.338	31.100	36.529	30.709
11	1:36.627	30.354	35.894	30.379
12	1:37.546	30.628	36.197	30.721
13	1:37.987	30.939	36.276	30.772
14	1:38.763	31.008	36.356	31.399
18	Luca Stolz , Formel ADAC / GER			
1	2:52.998	49.012	56.955	1:07.031
2	3:02.988	1:07.191	1:05.979	49.818
3	2:40.155	55.178	1:06.785	38.192
4	1:41.349	32.635	37.545	31.169
5	1:43.365	31.983	38.796	32.586
6	1:42.926	33.709	37.892	31.325
7	1:38.896	31.177	36.787	30.932
8	1:38.583	31.165	36.542	30.876
9	1:39.074	31.189	36.867	31.018
10	1:39.606	31.640	36.853	31.113
11	1:38.832	31.280	36.451	31.101
12	1:38.066	30.876	36.398	30.792
13	1:38.084	30.923	36.289	30.872
14	1:38.085	31.152	36.143	30.790
20	Jeffrey Schmidt , Formel ADAC / SUI			
1	2:48.268	44.380	56.971	1:06.917
2	3:03.934	1:08.055	1:05.444	50.435
3	2:39.471	54.188	1:05.992	39.291
4	1:40.399	32.493	37.097	30.809
5	1:42.390	33.810	37.933	30.647
6	1:39.186	31.333	36.760	31.093
7	1:39.324	32.104	36.537	30.683

ADAC Masters Weekend Zolder

10.06. - 12.06.2011

Circuit Zolder, Länge 4000 m

ADAC Formel



Sektoren Rennen 1

ROYAL AUTOMOBILE CLUB OF BELGIUM -Reg.No.: AMW-11B-C

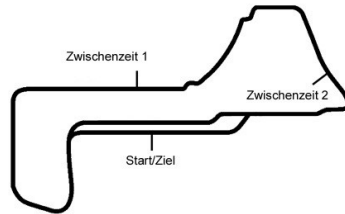
Runde	Rundenzeit	Sektor 1 Zeit	Sektor 2 Zeit	Sektor 3 Zeit
8	1:38.828	31.743	36.484	30.601
9	1:38.421	31.500	36.362	30.559
10	1:38.324	31.613	36.272	30.439
11	1:38.185	31.160	36.523	30.502
12	1:38.270	31.276	36.540	30.454
13	1:38.667	31.622	36.299	30.746
14	1:38.162	31.315	36.269	30.578
21	Marc Coleselli , Formel ADAC / AUT			
1	2:59.069	59.557	51.111	1:08.401
2	3:01.024	1:05.812	1:06.806	48.406
3	2:40.945	55.250	1:08.048	37.647
4	1:41.027	32.322	37.398	31.307
5	1:39.520	31.804	36.786	30.930
6	1:42.615	33.093	38.580	30.942
7	1:42.490	31.872	39.538	31.080
8	1:38.711	31.364	36.643	30.704
9	1:38.588	31.282	36.467	30.839
10	1:38.725	31.255	36.651	30.819
11	1:38.633	31.206	36.586	30.841
12	1:39.203	31.384	37.109	30.710
13	1:39.432	31.554	36.366	31.512
14	1:41.702	32.228	37.933	31.541
22	Sheban Siddiqi , Formel ADAC / GBR			
1	2:51.841	46.298	58.127	1:07.416
2	3:03.429	1:07.575	1:05.888	49.966
3	2:39.862	54.824	1:06.562	38.476
4	1:42.111	32.772	37.935	31.404
5	1:41.271	31.858	38.269	31.144
6	1:40.560	32.544	37.116	30.900
7	1:39.518	31.450	37.114	30.954
8	1:40.747	31.520	37.218	32.009
9	1:40.829	32.757	37.029	31.043
10	1:39.639	31.442	37.077	31.120
11	1:40.025	32.273	36.748	31.004
12	1:39.006	31.464	36.669	30.873
13	1:41.008	31.604	37.703	31.701
14	1:55.809	31.725		1:24.084

ADAC Masters Weekend Zolder

10.06. - 12.06.2011

Circuit Zolder, Länge 4000 m

ADAC Formel



Sektoren Rennen 1

ROYAL AUTOMOBILE CLUB OF BELGIUM -Reg.No.: AMW-11B-C

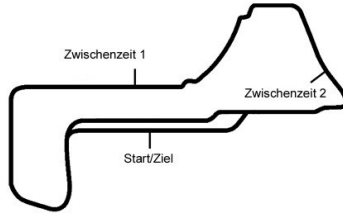
Runde	Rundenzeit	Sektor 1 Zeit	Sektor 2 Zeit	Sektor 3 Zeit
23	Kean Kristensen , Formel ADAC	/ DEN		
1	2:43.909	41.826	54.842	1:07.241
2	3:03.219	1:07.312	1:06.730	49.177
3	2:41.195	54.661	1:06.326	40.208
4	1:38.948	31.431	36.805	30.712
5	1:40.169	31.549	37.897	30.723
6	1:38.124	31.176	36.461	30.487
7	1:38.248	31.112	36.624	30.512
8	1:38.822	31.216	36.924	30.682
9	1:38.383	31.105	36.557	30.721
10	1:38.651	31.060	36.776	30.815
11	1:37.977	30.882	36.333	30.762
12	1:37.324	30.731	36.082	30.511
13	1:38.170	31.087	36.277	30.806
14	1:38.163	31.015	36.323	30.825
24	Artem Markelov , Formel ADAC	/ RUS		
1	2:39.181	37.857	54.831	1:06.493
2	3:04.719	1:07.286	1:06.257	51.176
3	2:41.280	54.554	1:05.686	41.040
4	1:38.845	31.884	36.389	30.572
5	1:39.485	31.998	37.169	30.318
6	1:36.700	30.570	35.910	30.220
7	1:37.842	30.998	36.448	30.396
8	1:38.965	31.764	36.792	30.409
9	1:39.047	31.529	37.112	30.406
10	1:40.551	31.169	38.625	30.757
11	1:37.990	31.411	36.116	30.463
12	1:38.626	30.894	37.076	30.656
13	1:37.562	30.944	36.034	30.584
14	1:37.409	30.861	35.984	30.564
25	Emil Bernstorff , Formel ADAC	/ GBR		
1	2:39.913	38.807	54.500	1:06.606
2	3:04.447	1:07.370	1:06.274	50.803
3	2:40.918	54.589	1:05.733	40.596
4	1:38.346	31.396	36.307	30.643
5	1:41.648	32.515	38.400	30.733
6	1:36.596	30.633	35.688	30.275
7	1:37.501	30.605	36.082	30.814

ADAC Masters Weekend Zolder

10.06. - 12.06.2011

Circuit Zolder, Länge 4000 m

ADAC Formel



Sektoren Rennen 1

ROYAL AUTOMOBILE CLUB OF BELGIUM -Reg.No.: AMW-11B-C

Runde	Rundenzeit	Sektor 1 Zeit	Sektor 2 Zeit	Sektor 3 Zeit
8	1:38.196	30.826	36.950	30.420
9	1:38.943	31.055	37.514	30.374
10	1:40.232	30.778	38.867	30.587
11	1:37.083	30.908	35.837	30.338
12	1:36.591	30.570	35.774	30.247
13	1:36.904	30.828	35.643	30.433
14	1:37.212	30.674	35.906	30.632

(003) ADAC Masters Weekend Zolder**ADAC Formel****Rennen 1**

POS	1	2	3	4	5	6	7	8	9	10	11	12	13	14	15	16	17	18	19	20	21	22
LAP 1	17	12	24	25	1	2	3	23	11	8	15	20	10	4	22	18	6	16	5	21	9	7.
LAP 2	17	12	24	25	1	2	3	23	11	8	15	20	10	4	22	18	6	16	5	21	9	
LAP 3	17	12	24	25	1	2	3	23	11	8	15	20	10	4	22	18	6	16	5	21	9	
LAP 4	17	12	25	24	1	2	3	23	11	15	8	20	10	4	22	18	16	6	21	5	9	
LAP 5	17	12	24	25	1	2	3	23	11	10	20	4	8	15	22	6	18	16	21	5	9	
LAP 6	17	12	24	25	2	3	1.	23	11	20	10	4	8	15	22	6	18	21	9	5.	16	
LAP 7	17	24	25	2	3	23	11	20	10	4	8	15	22	6	18	9	21	1	16	5		
LAP 8	17	24	25	2	3	23	11	20	10	4	15	8	22	6	18	9	21	1	16	5		
LAP 9	17	24	25	2	3	23	11	20	10	4	15	8	6	22	18	9	21	1	16	5		
LAP 10	17	24	25	2	3	23	11	20	10	4	15	8	6	22	18	9	21	1	16	5		
LAP 11	17	25	24	2	3	23	11	20	10	4	15	8	6	18	22	9	21	1	16	5		
LAP 12	17	25	2	24	3	23	11	20	10	4	15	8	6	18	22	9	1	21	16	5		
LAP 13	17	25	2	24	3	23	11	20	10	15	4	8	6	18	1	22	21	9	16	5		
LAP 14	17	25	2	24	3	23	11	20	10	15	4	8	6	18	1	9	21	16	22	5		