

ADAC GT Masters

Result List Race 1

Provisional



Autodrom Most, Length: 4212m

Air temperature: 19.94°C

Track temperature: 19.2°C

Weather condition: Dry

DMSB Reg. Nr.: 125/19

Amended
18.5.2019 - 19:12

Saturday, May 18, 2019 14:45:00

started : 31 classified : 28 not classified : 3

	Drivers	Team	Car	Laps	Total Time	Gap	Kph	Lap	Time	Kph
1	31 P.Niederhauser(CHE)/K.van der Linde(ZAF)	HCB-Rutronik-Racing	Audi R8 LMS GT3	37	1:01:47.455		151.2	23	1:32.339	164.2
2	63 M.Bortolotti(ITA)/C.Engelhart(DEU)	ORANGE1 by GRT Grasser(AUT)	LamborghiniHuracanGT3E	37	1:01:51.457	4.002	151.1	29	1:32.470	163.9
3	29 M.Hofer(AUT)(J)/C.Mies(DEU)	MontaplastbyLand-Motorsport(DEU)	Audi R8 LMS GT3	37	1:01:52.667	5.212	151.1	23	1:32.629	163.6
4	13 S.Barth(DEU)(T)/D.Jahn(DEU)	RWT Racing(AUT)	Corvette C7 GT3-R	37	1:01:53.139	5.684	151.2	23	1:32.559	163.8
5	47 I.Dontje(NLD)/M.Götz(DEU)	MANN-FILTER Team HTP(DEU)	Mercedes-AMG GT3	37	1:01:53.816	6.361	151.2	27	1:32.495	163.9
6	36 M.Dienst(DEU)(J)/A.Read(AUS)(J)	Schütz Motorsport(DEU)	Mercedes-AMG GT3	37	1:02:06.678	19.223	150.6	37	1:33.039	162.9
7	12 M.Drudi(ITA)(J)/F.Spengler(DEU)	EFP Car Collection by TECE	Audi R8 LMS GT3	37	1:02:07.491	20.036	150.7	16	1:32.987	163.0
8	24 M.Ortmann(DEU)(J)/M.Winkelhock(DEU)	BWT Mücke Motorsport(DEU)	Audi R8 LMS GT3	37	1:02:07.818	20.363	150.6	30	1:32.922	163.1
9	21 J.Bleekemolen(NLD)/J.Eriksson(SWE)	TeamZAKSPEEDBKKMobilOilRacing	Mercedes-AMG GT3	37	1:02:09.585	22.130	151.0	25	1:32.744	163.4
10	99 D.Keilwitz(DEU)/M.Martin(BEL)	PROpeak Performance	AstonMartin VantageAMR(37	1:02:14.593	27.138	150.7	33	1:32.622	163.7
11	7 L.Ludwig(DEU)/S.Asch(DEU)	HB Racing(AUT)	Ferrari 488 GT3	37	1:02:16.086	28.631	151.0	32	1:32.474	163.9
12	26 N.Rogivue(CHE)(J)/S.Mücke(DEU)	BWT Mücke Motorsport(DEU)	Audi R8 LMS GT3	37	1:02:20.853	33.398	150.6	32	1:33.038	162.9
13	11 E.Erhart(DEU)/P.Kaffer(DEU)	EFP Car Collection by TECE	Audi R8 LMS GT3	37	1:02:21.742	34.287	150.6	24	1:32.960	163.1
14	48 F.Vette(DEU)(J)/P.Ellis(GBR)	MANN-FILTER Team HTP(DEU)	Mercedes-AMG GT3	37	1:02:21.984	34.529	150.6	25	1:32.762	163.4
15	28 R.Feller(CHE)(J)/D.Vanthoor(BEL)	MontaplastbyLand-Motorsport(DEU)	Audi R8 LMS GT3	37	1:02:22.390	34.935	150.8	29	1:32.689	163.5
16	3 R.Lips(CHE)(T)/M.Hackländer(DEU)	Aust Motorsport(DEU)	Audi R8 LMS GT3	37	1:02:24.152	36.697	150.5	36	1:32.649	163.6
17	4 A.Hoti(DEU)(J)/C.Dreyspring(DEU)(J)	Aust Motorsport(DEU)	Audi R8 LMS GT3	37	1:02:25.424	37.969	150.6	28	1:32.350	164.1
18	19 M.Beretta(ITA)(J)/M.Mapelli(ITA)	ORANGE1 by GRT Grasser(AUT)	LamborghiniHuracanGT3E	37	1:02:30.434	42.979	150.0	37	1:32.298	164.2
19	77 M.Pommer(DEU)/M.Kirchhöfer(DEU)	Callaway Competition(DEU)	Corvette C7 GT3-R	37	1:02:31.305	43.850	149.9	26	1:31.800	165.1
20	33 F.Salaquarda(CZE)/F.Stippler(DEU)	Team ISR(CZE)	Audi R8 LMS GT3	37	1:02:33.454	45.999	149.9	31	1:32.363	164.1
21	1 R.Renauer(DEU)/T.Preining(AUT)	Precote Herberth Motorsport(DEU)	Porsche 911 GT3 R	37	1:02:38.696	51.241	150.6	36	1:32.869	163.2
22	82 R.Ineichen(CHE)(T)/F.Perera(FRA)	ORANGE1 by GRT Grasser(AUT)	LamborghiniHuracanGT3E	37	1:02:39.161	51.706	150.8	22	1:32.766	163.4
23	98 H.De Sadeleer(CHE)(J)/V.Hasse-Clot(FRA)(J)	PROpeak Performance	AstonMartin VantageAMR(37	1:02:40.350	52.895	150.0	29	1:33.339	162.4
24	69 J.Slooten(DEU)(T)/L.Luhr(DEU)	Iron Force Racing	Porsche 911 GT3 R	37	1:02:42.239	54.784	149.8	36	1:33.026	162.9
25	71 M.Paul(DEU)(J)/S.Reicher(AUT)(J)	T3 Motorsport	Audi R8 LMS GT3	37	1:03:05.897	1:18.442	148.7	12	1:33.277	162.5
26	25 J.Schmidt(CHE)(J)/C.Haase(DEU)	BWT Mücke Motorsport(DEU)	Audi R8 LMS GT3	37	1:03:10.701	1:23.246	149.5	28	1:32.370	164.1
27	18 A.de Leener(BEL)/M.Cairolì(ITA)	KÜS TEAM75 Bernhard(DEU)	Porsche 911 GT3 R	29	49:52.137	8 LAPS	147.6	29	1:32.546	163.8
28	20 K.Snoeks(NLD)/M.Wishofer(AUT)(J)	TeamZAKSPEEDBKKMobilOilRacing	Mercedes-AMG GT3	27	46:53.971	10 LAPS	145.9	25	1:32.830	163.3

Not classified

14	N.Sylvest(DNK)(J)/J.Klingmann(DEU)	MRS GT-Racing(DEU)	BMW M6 GT3	1	2:14.246	36 LAPS				
8	D.Marschall(DEU)(J)/C.Schreiner(DEU)(J)	HCB-Rutronik-Racing	Audi R8 LMS GT3	1	2:40.028	36 LAPS				
17	T.Bernhard(DEU)/K.Bachler(AUT)	KÜS TEAM75 Bernhard(DEU)	Porsche 911 GT3 R							

Fastest lap of the race. Car 77 driver Marvin Kirchhöfer on lap 26. Time 1:31.800, average speed 165.1 km/h.

Following race director decision no. 59 drive trough penalty converted into a time penalty of 30 seconds for car no. 1

Following race director decision no. 60 drive trough penalty converted into a time penalty of 30 seconds for car no. 25

Following race director decision no. 61 drive trough penalty converted into a time penalty of 30 seconds for car no. 82

Following stewards decision no. 63 - 1 s penalty for the car no. 13

Subject to final scrutineering!

Publication time:	Clerk of the Course: Michal Marek	Timekeeper: Steffen Ruhl
-------------------	-----------------------------------	--------------------------

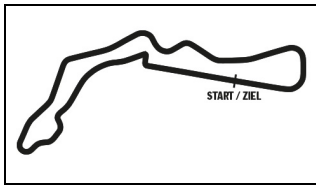
ver: 1.1

www.adac.de/motorsport

Page 1/ 1 printed: 18.5.2019 19:12

ADAC Vorteilsprogramm





ADAC GT Masters

Sector List Race 1

Provisional



Autodrom Most, Length: 4212m

Air temperature: 19.94°C

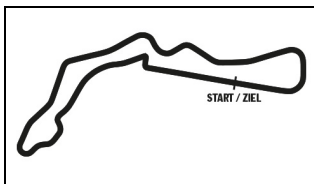
Track temperature: 19.2°C

Weather condition: Dry

DMSB Reg. Nr.: 125/19

Saturday, May 18, 2019 14:45:00

Lap	Time	SE1	SP1	SE2	SP2	SE3	SP3	TSP	Lap	Time	SE1	SP1	SE2	SP2	SE3	SP3	TSP
99 Keilwitz, DEU / Martin, BEL									theoretical besttime: 1:32.390								
1	1:54.448	33.447	171	35.244	210	45.757	188	238	20	1:33.358	24.433	216	31.740	212	37.185	215	243
2	2:16.020	29.590	145	47.551	110	58.879	132	164	21	1:34.028	24.280	217	32.325	204	37.423	214	244
3	2:22.719	34.950	122	48.420	100	59.349	150	191	22	1:33.280	24.362	216	31.922	212	36.996	214	244
4	2:20.268	36.330	123	47.553	98	56.385	122	158	23	1:33.306	24.311	217	31.797	212	37.198	214	244
5	2:16.137	36.375	105	48.398	117	51.364	213	133	24	1:33.437	24.549	216	31.702	213	37.186	214	243
6	1:35.255	24.576	216	32.703	209	37.976	213	241	25	1:34.148	24.553	217	32.477	211	37.118	213	244
7	1:35.480	24.435	213	33.368	207	37.677	214	243	26	1:33.085	24.424	216	31.790	213	36.871	214	242
8	1:35.240	24.348	218	33.357	209	37.535	214	243	27	1:34.309	24.661	213	32.346	210	37.302	214	243
9	1:33.842	24.239	217	32.002	212	37.601	215	244	28	1:32.927	24.320	216	31.624	211	36.983	215	242
10	1:33.584	24.350	216	31.979	212	37.255	215	244	29	1:32.874	24.441	215	31.683	214	36.750	214	243
11	1:33.365	24.256	217	31.764	212	37.345	215	244	30	1:32.822	24.383	216	31.597	213	36.842	214	242
12	1:33.042	24.203	218	31.697	212	37.142	213	244	31	1:33.122	24.542	216	31.582	213	36.998	213	243
13	1:33.243	24.422	218	31.759	214	37.062	215	244	32	1:33.099	24.460	217	31.553	214	37.086	214	242
14	1:44.639	24.235	218	32.002	212	48.402		245	33	1:32.622	24.314	217	31.437	214	36.871	215	241
15	2:32.178	1:22.113	215	32.265	210	37.800	212		34	1:32.958	24.345	217	31.596	213	37.017	215	243
16	1:34.199	24.547	216	32.235	211	37.417	213	240	35	1:33.351	24.400	219	31.611	214	37.340	213	243
17	1:33.416	24.509	216	31.772	210	37.135	214	241	36	1:33.678	24.411	218	31.986	210	37.281	214	242
18	1:33.650	24.498	216	31.818	212	37.334	214	242	37	1:33.726	24.337	218	31.998	213	37.391	214	242
19	1:33.738	24.402	216	32.082	212	37.254	214	243									



ADAC GT Masters

Top speed list Race 1

Provisional



Autodrom Most, Length: 4212m

Air temperature: 19.94°C

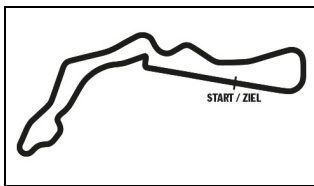
Track temperature: 19.2°C

Weather condition: Dry

DMSB Reg. Nr.: 125/19

Saturday, May 18, 2019 14:45:00

#	Name (NAT)	Team	Car name	Speed	Lap	Race time
13	David Jahn (DEU)	RWT Racing (AUT)	Corvette C7 GT3-R	252.33	21	35:36.455
77	Marvin Kirchhöfer (DEU)	Callaway Competition (DEU)	Corvette C7 GT3-R	252.33	32	53:18.346
29	Christopher Mies (DEU)	Montaplast by Land-Motorsport (DEU)	Audi R8 LMS GT3	247.13	23	38:44.306
98	Hugo De Sadeleer (CHE)	PROpeak Performance	Aston Martin Vantage AMR GT3	246.57	11	19:15.024
33	Frank Stippler (DEU)	Team ISR (CZE)	Audi R8 LMS GT3	246.57	21	35:49.742
3	Maximilian Hackländer (DEU)	Aust Motorsport (DEU)	Audi R8 LMS GT3	246.57	34	56:14.643
4	Christopher Dreyspring (DEU)	Aust Motorsport (DEU)	Audi R8 LMS GT3	246.57	35	57:48.257
48	Philip Ellis (GBR)	MANN-FILTER Team HTP (DEU)	Mercedes-AMG GT3	246.01	21	35:59.408
71	Maximilian Paul (DEU)	T3 Motorsport	Audi R8 LMS GT3	245.45	10	17:34.936
99	Daniel Keilwitz (DEU)	PROpeak Performance	Aston Martin Vantage AMR GT3	245.45	14	23:47.086
28	Dries Vanthoor (BEL)	Montaplast by Land-Motorsport (DEU)	Audi R8 LMS GT3	245.45	21	35:59.841
47	Maximilian Götz (DEU)	MANN-FILTER Team HTP (DEU)	Mercedes-AMG GT3	245.45	28	46:29.858
24	Mike David Ortmann (DEU)	BWT Mücke Motorsport (DEU)	Audi R8 LMS GT3	244.89	10	17:25.164
12	Mattia Drudi (ITA)	EFP Car Collection by TECE	Audi R8 LMS GT3	244.89	11	18:59.270
20	Mick Wishofer (AUT)	Team ZAKSPEED BKK Mobil Oil Racing (DEU)	Mercedes-AMG GT3	244.89	21	35:51.030
11	Pierre Kaffer (DEU)	EFP Car Collection by TECE	Audi R8 LMS GT3	244.89	35	57:46.431
82	Franck Perera (FRA)	ORANGE1 by GRT Grasser (AUT)	Lamborghini Huracan GT3 EVO	244.34	19	32:41.963
21	Jeroen Bleekemolen (NLD)	Team ZAKSPEED BKK Mobil Oil Racing (DEU)	Mercedes-AMG GT3	243.79	6	11:14.409
31	Kelvin van der Linde (ZAF)	HCB-Rutronik-Racing	Audi R8 LMS GT3	243.79	22	37:01.310
1	Thomas Preining (AUT)	Precote Herberth Motorsport (DEU)	Porsche 911 GT3 R	243.79	23	38:52.280
26	Stefan Mücke (DEU)	BWT Mücke Motorsport (DEU)	Audi R8 LMS GT3	243.79	28	46:52.959
7	Luca Ludwig (DEU)	HB Racing (AUT)	Ferrari 488 GT3	243.24	6	11:19.181
25	Jeffrey Schmidt (CHE)	BWT Mücke Motorsport (DEU)	Audi R8 LMS GT3	243.24	12	20:34.350
19	Marco Mapelli (ITA)	ORANGE1 by GRT Grasser (AUT)	Lamborghini Huracan GT3 EVO	243.24	25	42:00.236
63	Mirko Bortolotti (ITA)	ORANGE1 by GRT Grasser (AUT)	Lamborghini Huracan GT3 EVO	242.69	7	12:41.567
36	Marvin Dienst (DEU)	Schütz Motorsport (DEU)	Mercedes-AMG GT3	242.69	7	12:43.704
69	Jan-Erik Slooten (DEU)	Iron Force Racing	Porsche 911 GT3 R	242.69	11	19:17.306
18	Matteo Cairoli (ITA)	KÜS TEAM75 Bernhard (DEU)	Porsche 911 GT3 R	242.15	20	34:23.522
17	Timo Bernhard (DEU)	KÜS TEAM75 Bernhard (DEU)	Porsche 911 GT3 R	228.32	1	8.539
14	Nicolai Sylvest (DNK)	MRS GT-Racing (DEU)	BMW M6 GT3	220.40	1	8.240
8	Dennis Marschall (DEU)	HCB-Rutronik-Racing	Audi R8 LMS GT3	219.95	1	8.800



ADAC GT Masters

Pit Stops Race 1

Provisional



Autodrom Most, Length: 4212m

Air temperature: 19.94°C

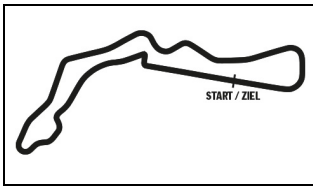
Track temperature: 19.2°C

Weather condition: Dry

DMSB Reg. Nr.: 125/19

Saturday, May 18, 2019 14:45:00

Nr	Driver in	Day time in	Time in	Driver out	Day time out	Time out	Nett Time
14	Nicolai Sylvest	14:49:07.829	2:01.047				
8	Dennis Marschall	14:49:33.636	2:26.854				
24	Mike David Ortmann	15:12:13.940	25:07.158	Markus Winkelhock	15:13:25.009	26:18.227	1:11.069
82	Rolf Ineichen	15:12:18.522	25:11.740	Franck Perera	15:13:28.702	26:21.920	1:10.180
33	Filip Salaquarda	15:12:19.502	25:12.720	Frank Stippler	15:13:29.886	26:23.104	1:10.384
99	Daniel Keilwitz	15:12:21.161	25:14.379	Daniel Keilwitz	15:13:32.013	26:25.231	1:10.852
71	Maximilian Paul	15:12:23.755	25:16.973	Simon Reicher	15:13:33.747	26:26.965	1:09.992
18	Adrien de Leener	15:12:25.903	25:19.121	Matteo Cairoli	15:13:36.264	26:29.482	1:10.361
48	Fabian Vettel	15:12:29.030	25:22.248	Fabian Vettel	15:13:39.240	26:32.458	1:10.210
3	Remo Lips	15:12:30.076	25:23.294	Maximilian Hackländer	15:13:41.716	26:34.934	1:11.640
28	Ricardo Feller	15:12:30.697	25:23.915	Dries Vanthoor	15:13:40.918	26:34.136	1:10.221
29	Max Hofer	15:13:41.444	26:34.662	Christopher Mies	15:14:52.202	27:45.420	1:10.758
13	Sven Barth	15:13:42.320	26:35.538	Sven Barth	15:14:52.967	27:46.185	1:10.647
47	Indy Dontje	15:13:47.433	26:40.651	Maximilian Götz	15:14:57.795	27:51.013	1:10.362
1	Robert Renauer	15:13:49.240	26:42.458	Thomas Preining	15:15:00.153	27:53.371	1:10.913
25	Jeffrey Schmidt	15:13:49.831	26:43.049	Christopher Haase	15:15:01.078	27:54.296	1:11.247
77	Markus Pommer	15:13:50.764	26:43.982	Marvin Kirchhöfer	15:15:00.474	27:53.692	1:09.710
20	Kelvin Snoeks	15:13:56.013	26:49.231	Mick Wishofer	15:15:06.872	28:00.090	1:10.859
11	Elia Erhart	15:14:01.876	26:55.094	Pierre Kaffer	15:15:13.097	28:06.315	1:11.221
4	Arlind Hoti	15:14:13.347	27:06.565	Arlind Hoti	15:15:24.525	28:17.743	1:11.178
69	Jan-Erik Slooten	15:14:14.117	27:07.335	Lucas Luhr	15:15:26.144	28:19.362	1:12.027
19	Michele Beretta	15:15:25.291	28:18.509	Michele Beretta	15:16:35.226	29:28.444	1:09.935
31	Patric Niederhauser	15:16:41.371	29:34.589	Patric Niederhauser	15:17:51.992	30:45.210	1:10.621
63	Mirko Bortolotti	15:16:46.673	29:39.891	Christian Engelhart	15:17:57.283	30:50.501	1:10.610
26	Nikolaj Rogivue	15:18:41.313	31:34.531	Nikolaj Rogivue	15:19:51.524	32:44.742	1:10.211
12	Mattia Drudi	15:20:00.803	32:54.021	Florian Spengler	15:21:11.686	34:04.904	1:10.883
98	Hugo De Sadeleer	15:20:19.652	33:12.870	Valentin Hasse-Clot	15:21:30.089	34:23.307	1:10.437
36	Marvin Dienst	15:21:33.734	34:26.952	Aidan Read	15:22:44.354	35:37.572	1:10.620
21	Jeroen Bleekemolen	15:21:43.050	34:36.268	Jimmy Eriksson	15:22:53.709	35:46.927	1:10.659
7	Luca Ludwig	15:21:48.479	34:41.697	Sebastian Asch	15:22:59.060	35:52.278	1:10.581
77	Marvin Kirchhöfer	15:27:30.355	40:23.573	Marvin Kirchhöfer	15:27:58.627	40:51.845	28.272
71	Simon Reicher	15:27:44.516	40:37.734	Simon Reicher	15:28:12.888	41:06.106	28.372
19	Marco Mapelli	15:32:07.832	45:01.050	Marco Mapelli	15:32:36.388	45:29.606	28.556
20	Mick Wishofer	15:33:47.621	46:40.839				
33	Frank Stippler	15:35:18.058	48:11.276	Frank Stippler	15:35:46.974	48:40.192	28.916



ADAC GT Masters

Lap Chart Race 1

Provisional



Autodrom Most, Length: 4212 m

Saturday, May 18, 2019 14:45:00

LapCha	1	2	3	4	5	6	7	8	9	10	11	12	13	14	15	16	17	18	19	20	21	22	23	24	25	26	27	28	29	30	31	32	33	34	35	36	37	38	39	40	41	42	43	44	45
LAP 36	31	63	13	29	47	36	12	24	1	82	21	99	7	26	11	48	28	3	4	19	77	33	98	25	69	71																			
LAP 37	31	63	13	29	47	36	12	24	1	82	21	99	7	26	11	48	28	3	4	19	77	33	98	25	69	71																			

.- PITSTOP '-LAPBEHIND



