

ADAC TCR Germany



Result List Race 1

Provisional

Amended
18.5.2019 - 16:22

DMSB Reg. Nr.: 125/19

Autodrom Most, Length: 4212m

Air temperature: 14.33°C

Track temperature: 14.11°C

Weather condition: Dry

Saturday, May 18, 2019 11:45:00

started : 18 classified : 15 not classified : 3

Nr.	Drivers	Team	Laps	Total Time	Gap	Kph	Lap	Time	Kph
Cl.	Car	Competitor							
1	7 M.Halder(DEU) Honda Civic FK7 TCR	Profi-Car Team Honda ADAC Sachsen ADAC Sachsen e.V.	18	33:06.863		138.5	6	1:41.168	149.8
2	19 M.Hesse(DEU) Hyundai i30 N TCR	Hyundai Team Engstler Hyundai Team Engstler	18	33:08.123	1.260	138.5	6	1:41.210	149.8
3	1 H.Proczyk(AUT) Hyundai i30 N TCR	HP Racing International(DEU) HP Racing International	18	33:09.247	2.384	138.5	5	1:41.230	149.7
4	88 D.Fugel(DEU) Honda Civic FK7 TCR	Profi-Car Team Honda ADAC Sachsen ADAC Sachsen e.V.	18	33:10.031	3.168	138.4	8	1:41.446	149.4
5	13 A.Buri(FIN) Audi RS 3 LMS SEQ	LMS Racing(FIN) LMS Racing	18	33:10.892	4.029	138.5	17	1:41.476	149.4
6	27 T.Coicaud(FRA) Hyundai i30 N TCR	Hyundai Team Engstler Hyundai Team Engstler	18	33:16.398	9.535	138.1	6	1:41.381	149.5
7	42 L.Niedertscheider(AUT) Hyundai i30 N TCR	HP Racing International(DEU) HP Racing International	18	33:22.357	15.494	138.0	11	1:41.792	148.9
8	29 M.Cheah Min Jie(MYS) Honda VW Golf GTI TCR SEQ	VW Team Oettinger VW Team Oettinger	18	33:24.937	18.074	137.6	6	1:41.528	149.3
9	53 M.Halder(DEU) Honda Civic FK7 TCR	Profi-Car Team Halder(DEU) Profi-Car Team Halder	18	33:35.725	28.862	137.2	11	1:42.504	147.9
10	99 M.Sandberg(NLD) VW Golf GTI TCR SEQ	VW Team Oettinger VW Team Oettinger	18	33:49.183	42.320	136.2	11	1:43.166	146.9
11	8 R.Kircher(DEU) Honda Audi RS 3 LMS SEQ	Racing One(DEU) Racing One	18	34:03.303	56.440	135.3	11	1:42.702	147.6
12	41 S.Kirsch(DEU) Opel Astra TCR	IMC Motorsport(DEU) ADAC Sachsen e.V.	18	34:10.175	1:03.312	138.0	16	1:42.007	148.6
13	33 J.Reynolds(CHE) Cupra TCR DSG	TOPCAR Sport(CHE) TOPCAR Sport	18	34:18.366	1:11.503	136.2	5	1:43.501	146.5
14	34 P.Sing(DEU) Hyundai i30 N TCR	RaceSing RaceSing	18	34:20.223	1:13.360	136.0	8	1:43.430	146.6
15	6 B.Burns(GBR) Honda Civic FK7 TCR	Team Pyro Motorsport Bradley Burns	17	33:43.914	1 LAP	129.3	12	1:42.421	148.0
Not classified									
	55 M.Fugel(DEU) G Honda Civic FK2 TCR	Profi-Car Team Halder(DEU) Profi-Car Team Halder	11	21:51.518	7LAPS	128.7	6	1:42.106	148.5
	22 J.Apotheloz(CHE) Honda Cupra TCR SEQ	TOPCAR Sport(CHE) TOPCAR Sport	9	18:54.399	9LAPS	121.0	7	1:42.169	148.4
	101 J.Bäckman(SWE) G Hyundai i30 N TCR	Hyundai Team Engstler 2(DEU) Hyundai Team Engstler							
Did not start									
	98 J.Seyffert(DEU) Honda Opel Astra TCR	Lubner Motorsport(DEU) Lubner Motorsport							

Fastest lap of the race. Car 7 driver Mike Halder on lap 6. Time 1:41.168, average speed 149.8 km/h.

Following stewards decision no. 35 drive trough penalty converted into a time penalty of 30 seconds for car no. 41

Following stewards decision no. 36 drive trough penalty converted into a time penalty of 30 seconds for car no. 33

Following stewards decision no. 43 drive trough penalty converted into a time penalty of 30 seconds for car no. 34

Subject to final scrutineering!

Publication time:

Clerk of the Course: Michal Marek

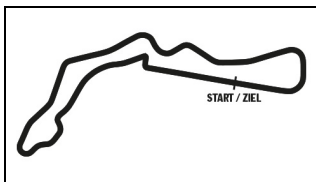
Timekeeper: Steffen Ruhl

ver: 1.1

www.adac.de/motorsport

Page 1/ 1 printed: 18.5.2019 16:22





ADAC TCR Germany

Class Result List Race 1



Provisional

Autodrom Most, Length: 4212m

Air temperature: 14.33°C

Track temperature: 14.11°C

Weather condition: Dry

DMSB Reg. Nr.: 125/19

Amended
18.5.2019 - 16:22

Saturday, May 18, 2019 11:45:00

started : 18 classified : 15 not classified : 3

Nr. Drivers	Team	Laps	Total Time	Gap	Kph	Lap	Time	Kph
Car	Competitor							

CLASS: Honda JC

Started: 5		Classified: 4		Not Classified: 1				
1	29 M.Cheah Min Jie(MYS)	VW Team Oettinger	18	33:24.937	137.6	6	1:41.528	149.3
	VW Golf GTI TCR SEQ	VW Team Oettinger						
2	53 M.Halder(DEU)	Profi-Car Team Halder(DEU)	18	33:35.725	107.88	11	1:42.504	147.9
	Honda Civic FK7 TCR	Profi-Car Team Halder						
3	8 R.Kircher(DEU)	Racing One(DEU)	18	34:03.303	38.366	11	1:42.702	147.6
	Audi RS 3 LMS SEQ	Racing One						
4	6 B.Burns(GBR)	Team Pyro Motorsport	17	33:43.914	1 LAP	12	1:42.421	148.0
	Honda Civic FK7 TCR	Bradley Burns						
Not classified								
22	J.Apotheloz(CHE)	TOPCAR Sport(CHE)	9	18:54.399	9LAPS	7	1:42.169	148.4
	Cupra TCR SEQ	TOPCAR Sport						

Did not start

98	J.Seyffert(DEU)	Lubner Motorsport(DEU)
	Opel Astra TCR	Lubner Motorsport

Fastest lap of the class. Car 29 driver Mitchell Cheah Min Jie on lap 6. Time 1:41.528, average speed 149.3 km/h.

CLASS: Guest

Started: 2		Classified: 1		Not Classified: 1				
1	55 M.Fugel(DEU)	Profi-Car Team Halder(DEU)	11	21:51.518	128.7	6	1:42.106	148.5
	Honda Civic FK2 TCR	Profi-Car Team Halder						
Not classified								
101	J.Bäckman(SWE)	Hyundai Team Engstler 2(DEU)						
	Hyundai i30 N TCR	Hyundai Team Engstler						

Fastest lap of the class. Car 55 driver Marcel Fugel on lap 6. Time 1:42.106, average speed 148.5 km/h.

Following stewards decision no. 35 drive trough penalty converted into a time penalty of 30 seconds for car no. 41

Following stewards decision no. 35 drive trough penalty converted into a time penalty of 30 seconds for car no. 41

Following stewards decision no. 43 drive trough penalty converted into a time penalty of 30 seconds for car no. 34

Subject to final scrutineering!

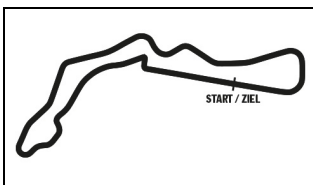
Publication time:	Clerk of the Course: Michal Marek	Timekeeper: Steffen Ruhl
-------------------	-----------------------------------	--------------------------

ver: 1.1

www.adac.de/motorsport

Page 1/ 1 printed: 18.5.2019 16:22





ADAC TCR Germany

Lap Chart Race 1

Provisional

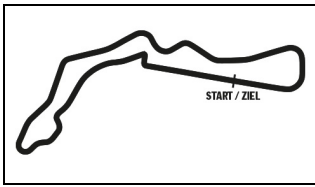


Autodrom Most, Length: 4212 m

Saturday, May 18, 2019 11:45:00

LapCha	1	2	3	4	5	6	7	8	9	10	11	12	13	14	15	16	17	18	19	20	21	22	23	24	25	26	27	28	29	30	31	32	33	34	35	36	37	38	39	40	41	42	43	44	45							
LAP 1	7	19	88	1	27	13	29	22	55	42	34	33	99	53	8	.6	41																																			
LAP 2	7	19	88	1	27	13	29	22	55	42	34	33	99	53	8	41	6'																																			
LAP 3	7	19	88	1	27	13	29	22	55	42	34	33	99	53	8	41	6'																																			
LAP 4	7	19	88	1	27	13	29	22	55	42	34	33	99	53	8	41	6'																																			
LAP 5	7	19	88	1	13	27	29	22	42	55	34	33	8	53	99	41	6'																																			
LAP 6	7	19	88	1	13	27	29	22	55	42	34	33	8	53	41	99	6'																																			
LAP 7	7	19	88	1	13	27	29	22	55	42	34	8	53	33	41	99	6'																																			
LAP 8	7	19	88	1	13	27	29	22	55	42	34	8	53	33	41	99	6'																																			
LAP 9	7	19	88	1	13	27	29	42	8	34	53	33	55	41	99	.22	6'																																			
LAP 10	7	19	88	1	13	27	29	42	8	53	34	33	55	41	99	6'																																				
LAP 11	7	19	88	1	13	27	29	42	8	53	33	34	41	99	.55	6'																																				
LAP 12	7	19	88	1	13	27	42	29	8	53	33	41	99	34	6'																																					
LAP 13	7	19	88	1	13	27	42	29	8	53	41	33	99	34	6'																																					
LAP 14	7	19	88	1	13	27	42	29	53	8	41	33	99	34	6'																																					
LAP 15	7	19	88	1	13	27	42	29	53	41	8	33	99	34	6'																																					
LAP 16	7	19	88	1	13	27	42	29	53	41	33	99	34	8	6'																																					
LAP 17	7	19	88	1	13	27	42	29	53	41	33	99	34	8	6'																																					
LAP 18	7	19	1	88	13	27	42	29	53	41	33	99	34	8																																						

.- PITSTOP '-LAPBEHIND



ADAC TCR Germany



Sector List Race 1

Provisional

DMSB Reg. Nr.: 125/19

Autodrom Most, Length: 4212m

Air temperature: 14.33°C

Track temperature: 14.11°C

Weather condition: Dry

Saturday, May 18, 2019 11:45:00

Lap	Time	SE1	SP1	SE2	SP2	SE3	SP3	TSP	Lap	Time	SE1	SP1	SE2	SP2	SE3	SP3	TSP
1 Proczyk, AUT									theoretical besttime: 1:41.107								
1	2:09.333	34.387	191	35.823	167	59.123	117	164	10	1:41.607	26.374	196	34.670	193	40.563	195	222
2	2:26.179	38.237	118	50.938	126	57.004	148	118	11	1:41.566	26.605	196	34.594	193	40.367	194	222
3	2:25.879	38.774	128	49.673	152	57.432	143	175	12	1:41.518	26.517	197	34.480	194	40.521	194	221
4	2:23.835	36.595	120	50.440	118	56.800	195	166	13	1:41.777	26.591	198	34.590	194	40.596	194	221
5	1:41.230	26.497	195	34.446	194	40.287	195	220	14	1:41.624	26.572	197	34.572	193	40.480	194	220
6	1:41.532	26.386	196	34.726	194	40.420	195	221	15	1:41.687	26.725	197	34.500	194	40.462	194	220
7	1:41.610	26.559	195	34.613	193	40.438	195	223	16	1:41.963	26.792	197	34.563	194	40.608	195	220
8	1:41.991	26.393	196	35.068	187	40.530	195	222	17	1:41.945	26.668	197	34.465	196	40.812	195	221
9	1:41.821	26.672	196	34.546	193	40.603	195	222	18	1:42.150	26.841	197	34.762	192	40.547	194	223

6 Burns, GBR									theoretical besttime: 1:41.980								
1	2:28.015	38.369	131	40.680	157	1:08.966		169	10	1:43.341	27.038	197	35.427	194	40.876	196	216
2	5:22.670	4:02.969	168	38.507	160	41.194	195		11	1:42.949	26.580	198	35.218	194	41.151	196	223
3	1:42.712	26.504	196	35.061	191	41.147	196	221	12	1:42.421	26.502	198	34.970	194	40.949	197	222
4	1:43.627	26.276	196	35.206	194	42.145	194	222	13	1:42.794	26.561	198	34.882	194	41.351	196	224
5	1:42.537	26.279	198	35.032	193	41.226	198	223	14	1:42.445	26.641	198	34.828	194	40.976	197	223
6	1:42.915	26.572	198	35.291	194	41.052	198	225	15	1:42.626	26.721	198	34.892	194	41.013	196	223
7	1:43.436	26.491	198	35.157	194	41.788	198	225	16	1:46.553	26.628	198	36.322	180	43.603	191	223
8	1:43.690	27.243	198	35.021	193	41.426	196	226	17	1:47.121	28.347	177	36.229	191	42.545	180	214
9	1:44.062	26.779	198	35.047	194	42.236	189	223									

7 Halder, DEU									theoretical besttime: 1:41.020								
1	2:06.455	33.316	192	35.185	152	57.954	121	167	10	1:41.815	26.549	195	34.830	192	40.436	193	219
2	2:25.833	38.211	110	50.661	126	56.961	158	121	11	1:41.636	26.492	195	34.629	192	40.515	192	218
3	2:26.398	38.573	115	50.412	130	57.413	153	170	12	1:41.949	26.591	195	34.780	193	40.578	193	218
4	2:24.827	36.897	120	50.136	115	57.794	194	157	13	1:41.604	26.533	194	34.488	193	40.583	193	218
5	1:41.342	26.467	194	34.407	193	40.468	194	218	14	1:41.463	26.580	195	34.469	193	40.414	193	219
6	1:41.168	26.349	195	34.417	192	40.402	193	219	15	1:41.617	26.556	195	34.513	193	40.548	192	218
7	1:41.368	26.407	194	34.437	193	40.524	193	218	16	1:42.004	26.682	195	34.623	192	40.699	194	218
8	1:41.185	26.514	195	34.326	193	40.345	194	219	17	1:42.381	26.675	191	34.960	192	40.746	193	218
9	1:41.433	26.497	195	34.509	192	40.427	193	219	18	1:42.385	26.782	194	34.598	193	41.005	183	218

8 Kircher, DEU									theoretical besttime: 1:42.426								
1	2:18.840	38.891	145	38.764	150	1:01.185	106	163	10	1:43.710	27.304	196	35.293	192	41.113	194	219
2	2:25.827	37.967	91	50.537	99	57.323	118	145	11	1:42.702	26.632	196	35.086	192	40.984	194	220
3	2:27.043	39.692	96	49.001	97	58.350	128	123	12	1:43.034	26.663	197	35.053	193	41.318	193	220
4	2:18.857	35.802	107	48.043	119	55.012	196	126	13	1:42.966	26.785	196	35.140	193	41.041	194	219
5	1:43.868	27.480	192	35.424	191	40.964	195	225	14	1:46.407	26.523	196	36.424	171	43.460	178	220
6	1:42.831	26.642	197	34.948	194	41.241	196	223	15	1:48.998	28.822	175	37.134	174	43.042	176	200
7	1:43.043	26.893	196	34.939	193	41.211	195	224	16	1:50.228	29.580	176	37.394	174	43.254	176	197
8	1:43.487	26.667	197	35.605	190	41.215	196	223	17	1:48.997	28.858	174	37.126	174	43.013	176	198
9	1:43.724	26.599	198	35.328	192	41.797	193	223	18	1:48.741	28.685	174	36.991	174	43.065	174	197

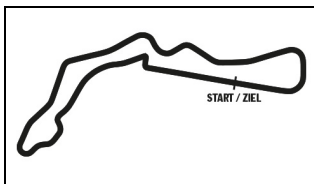
13 Buri, FIN									theoretical besttime: 1:41.242								
1	2:10.933	35.979	185	37.182	157	57.772	112	175	10	1:41.956	26.178	197	34.861	194	40.917	195	225
2	2:26.608	38.909	120	50.188	114	57.511	140	119	11	1:41.782	26.146	198	34.736	193	40.900	196	225
3	2:25.933	38.499	105	50.304	121	57.130	156	166	12	1:41.595	25.988	198	34.763	193	40.844	197	224
4	2:23.041	36.931	121	49.488	119	56.622	197	171	13	1:41.569	26.019	198	34.705	195	40.845	196	225
5	1:41.751	26.242	197	34.701	193	40.808	196	225	14	1:41.833	26.105	198	34.782	193	40.946	196	225
6	1:41.537	25.877	198	34.840	193	40.820	196	225	15	1:41.583	26.024	199	34.717	194	40.842	195	225
7	1:41.592	26.007	198	34.829	192	40.756	196	225	16	1:41.622	26.050	199	34.679	194	40.893	196	224
8	1:41.590	25.899	198	34.874	193	40.817	197	225	17	1:41.476	26.087	198	34.609	194	40.780	196	225
9	1:41.504	25.999	198	34.682	194	40.823	197	225	18	1:42.987	26.566	197	34.729	194	41.692	189	225

19 Hesse, DEU									theoretical besttime: 1:41.204								
1	2:07.435	33.904	194	34.657	163	58.874	115	168	10	1:41.876	26.628	196	34.671	192	40.577	193	221
2	2:26.452	38.346	112	50.692	122	57.414	150	124	11	1:41.577	26.616	196	34.481	192	40.480	194	219
3	2:25.878	37.893	116	50.287	129	57.698	147	173	12	1:41.847	26.572	196	34.598	192	40.677	194	220
4	2:24.162	36.475	123	50.196	119	57.491	196	157	13	1:41.693	26.624	196	34.514	193	40.555	194	220
5	1:41.519	26.639	195	34.453	192	40.427	193	221	14	1:41.766	26.625	197	34.519	192	40.622	194	221

ver: 1.0

www.adac.de/motorsport

Page 1/ 4 printed: 18.5.2019 12:36



ADAC TCR Germany



Sector List Race 1

Provisional

Autodrom Most, Length: 4212m

Air temperature: 14.33°C

Track temperature: 14.11°C

Weather condition: Dry

DMSB Reg. Nr.: 125/19

Saturday, May 18, 2019 11:45:00

Lap	Time	SE1	SP1	SE2	SP2	SE3	SP3	TSP	Lap	Time	SE1	SP1	SE2	SP2	SE3	SP3	TSP
6	1:41.210	26.491	195	34.363	193	40.356	195	219	15	1:41.906	26.690	196	34.553	192	40.663	193	221
7	1:41.316	26.534	196	34.432	192	40.350	195	221	16	1:42.090	26.788	197	34.556	192	40.746	193	220
8	1:41.542	26.546	196	34.466	193	40.530	194	221	17	1:42.150	27.032	196	34.464	193	40.654	193	219
9	1:41.633	26.623	195	34.483	192	40.527	194	220	18	1:42.071	26.761	196	34.606	193	40.704	193	221

22 Apotheloz, CHE

theoretical besttime: 1:42.015

1	2:12.432	36.435	170	37.317	157	58.680	114	167	6	1:42.440	27.158	195	34.637	194	40.645	196	224
2	2:26.580	38.559	115	50.399	119	57.622	133	123	7	1:42.169	26.758	197	34.720	194	40.691	196	222
3	2:26.201	39.251	112	49.758	123	57.192	140	150	8	1:42.347	26.733	198	34.890	194	40.724	196	222
4	2:22.040	36.627	125	49.307	114	56.106	196	177	9	2:36.674	36.702	116	48.591	143	1:11.381		223
5	1:43.516	27.289	192	34.688	196	41.539	195	225									

27 Coicaud, FRA

theoretical besttime: 1:41.300

1	2:10.244	35.613	193	35.028	167	59.603	109	172	10	1:41.875	26.547	196	34.634	193	40.694	196	222
2	2:26.174	38.323	115	50.689	121	57.162	134	150	11	1:42.134	26.624	197	34.670	192	40.840	196	223
3	2:25.926	38.700	110	50.128	145	57.098	165	175	12	1:42.428	26.663	197	34.881	192	40.884	196	223
4	2:23.950	36.718	147	49.850	110	57.382	195	172	13	1:42.377	26.690	196	34.864	193	40.823	196	223
5	1:42.960	27.576	194	34.873	190	40.511	196	222	14	1:42.454	26.691	197	34.915	191	40.848	195	223
6	1:41.381	26.383	196	34.474	193	40.524	196	223	15	1:42.297	26.708	196	34.715	192	40.874	195	222
7	1:41.945	26.376	196	34.703	193	40.866	196	224	16	1:42.226	26.689	197	34.681	193	40.856	196	222
8	1:41.630	26.315	197	34.548	193	40.767	196	223	17	1:42.040	26.657	197	34.694	192	40.689	196	222
9	1:41.841	26.445	196	34.553	193	40.843	196	222	18	1:42.516	26.677	196	34.837	191	41.002	196	221

29 Cheah Min Jie, MYS

theoretical besttime: 1:41.516

1	2:11.824	36.271	192	37.123	158	58.430	114	179	10	1:42.766	26.670	197	34.903	193	41.193	194	221
2	2:26.525	38.458	117	50.617	112	57.450	130	112	11	1:42.683	26.649	197	35.053	191	40.981	195	221
3	2:26.214	38.967	116	50.004	126	57.243	146	156	12	1:46.076	26.613	198	34.956	191	44.507	194	221
4	2:22.340	36.551	125	49.564	115	56.225	197	177	13	1:42.500	26.551	197	34.984	192	40.965	194	221
5	1:43.198	27.207	196	35.017	193	40.974	196	225	14	1:42.569	26.797	198	34.917	193	40.855	194	221
6	1:41.528	26.219	198	34.713	193	40.596	195	223	15	1:42.499	26.724	198	34.863	192	40.912	194	222
7	1:42.137	26.351	197	34.893	192	40.893	194	222	16	1:42.624	26.819	197	34.886	193	40.919	195	221
8	1:42.102	26.470	197	34.815	193	40.817	195	222	17	1:42.512	26.705	198	34.827	193	40.980	193	221
9	1:42.197	26.467	197	34.701	193	41.029	194	222	18	1:42.643	26.751	198	34.859	192	41.033	184	221

33 Reynolds, CHE

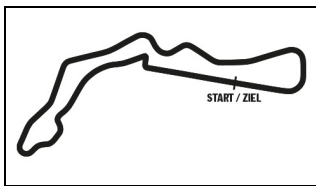
theoretical besttime: 1:42.774

1	2:16.561	37.724	168	38.216	176	1:00.621	96	169	10	1:44.544	27.359	198	35.571	192	41.614	193	219
2	2:25.681	37.815	107	50.585	113	57.281	120	131	11	1:44.479	27.129	199	35.861	193	41.489	193	223
3	2:26.765	39.478	100	49.010	113	58.277	139	138	12	1:44.084	26.778	199	35.565	192	41.741	194	222
4	2:20.391	36.041	103	48.955	128	55.395	195	167	13	1:45.086	27.591	197	35.922	190	41.573	196	222
5	1:43.501	27.471	194	35.133	193	40.897	196	223	14	1:43.900	27.030	198	35.372	192	41.498	195	223
6	1:44.206	26.846	197	35.360	190	42.000	193	225	15	1:44.006	26.896	198	35.358	192	41.752	195	223
7	1:44.498	27.573	189	35.702	193	41.223	195	223	16	1:44.072	26.910	198	35.469	191	41.693	194	221
8	1:43.978	26.744	199	35.350	193	41.884	194	223	17	1:44.391	27.080	197	35.426	190	41.885	192	221
9	1:43.933	27.054	197	35.219	189	41.660	193	222	18	1:44.290	27.183	196	35.403	190	41.704	194	221

34 Sing, DEU

theoretical besttime: 1:43.033

1	2:15.243	38.214	160	37.737	180	59.292	111	171	10	1:45.836	27.477	198	35.255	191	43.104	190	222
2	2:26.363	38.300	107	50.375	112	57.688	125	112	11	1:45.627	27.023	199	36.718	194	41.886	192	219
3	2:26.524	39.161	106	49.574	110	57.789	132	135	12	1:46.274	27.170	197	35.664	193	43.440	185	222
4	2:20.710	36.125	105	48.954	126	55.631	196	153	13	1:44.815	26.942	198	36.148	193	41.725	194	217
5	1:43.741	26.613	200	35.715	190	41.413	196	224	14	1:43.679	26.770	197	35.459	190	41.450	194	221
6	1:43.815	26.479	196	35.458	189	41.878	194	225	15	1:43.744	26.819	197	35.458	192	41.467	195	222
7	1:43.713	26.917	196	35.254	190	41.542	194	222	16	1:44.048	26.684	199	35.665	192	41.699	194	223
8	1:43.430	26.366	197	35.593	191	41.471	194	223	17	1:44.029	26.858	197	35.559	191	41.612	194	221
9	1:44.332	26.612	197	35.313	190	42.407	194	221	18	1:44.300	26.937	197	35.459	190	41.904	195	222



ADAC TCR Germany



Sector List Race 1

Provisional

Autodrom Most, Length: 4212m

Air temperature: 14.33°C

Track temperature: 14.11°C

Weather condition: Dry

DMSB Reg. Nr.: 125/19

Saturday, May 18, 2019 11:45:00

Lap	Time	SE1	SP1	SE2	SP2	SE3	SP3	TSP	Lap	Time	SE1	SP1	SE2	SP2	SE3	SP3	TSP
41	Kirsch, DEU								theoretical besttime: 1:41.898								
1	2:32.983	37.258	172	38.701	142	1:17.024	193	174	10	1:42.777	26.334	200	35.335	193	41.108	195	224
2	2:13.417	28.145	180	46.912	95	58.360	117	202	11	1:43.663	26.668	200	35.455	194	41.540	198	224
3	2:26.469	38.873	89	48.824	96	58.772	130	149	12	1:43.216	26.543	200	35.165	195	41.508	198	225
4	2:17.879	35.366	101	47.890	108	54.623	199	140	13	1:43.803	26.617	198	36.147	194	41.039	196	226
5	1:45.288	27.972	179	35.853	194	41.463	200	223	14	1:42.835	26.673	198	34.911	194	41.251	197	224
6	1:42.275	26.151	197	35.089	194	41.035	199	228	15	1:43.051	26.639	199	35.273	194	41.139	197	225
7	1:43.666	26.557	187	35.882	194	41.227	198	226	16	1:42.007	26.260	199	34.856	194	40.891	196	223
8	1:45.837	26.549	193	35.368	194	43.920	198	225	17	1:43.013	26.767	200	35.256	190	40.990	197	224
9	1:45.398	26.730	180	37.706	193	40.962	198	225	18	1:42.598	26.254	198	35.295	194	41.049	199	225

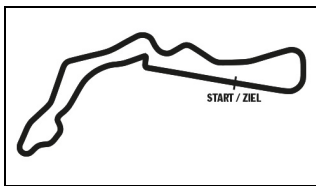
42	Niedertscheider, AUT								theoretical besttime: 1:41.472								
1	2:14.510	36.924	171	38.389	147	59.197	104	170	10	1:42.214	26.641	194	34.921	191	40.652	194	220
2	2:26.303	38.416	111	50.037	114	57.850	124	116	11	1:41.792	26.557	196	34.564	193	40.671	195	221
3	2:26.765	39.184	111	49.582	109	57.999	124	137	12	1:43.939	26.571	196	34.616	194	42.752	192	221
4	2:20.183	35.998	109	48.808	117	55.377	196	157	13	1:42.146	26.665	195	34.782	192	40.699	194	219
5	1:43.565	27.325	193	35.356	188	40.884	195	223	14	1:41.999	26.586	196	34.601	192	40.812	194	220
6	1:43.145	26.902	186	35.362	192	40.881	196	222	15	1:42.311	26.784	196	34.761	192	40.766	194	219
7	1:41.855	26.521	196	34.609	195	40.725	197	222	16	1:42.203	26.803	196	34.635	192	40.765	194	219
8	1:42.245	26.310	198	34.933	192	41.002	196	225	17	1:42.471	26.896	194	34.734	192	40.841	193	219
9	1:42.357	26.980	193	34.779	192	40.598	194	225	18	1:42.354	26.851	194	34.784	192	40.719	195	219

53	Halder, DEU								theoretical besttime: 1:42.376								
1	2:18.041	37.514	164	38.853	143	1:01.674	105	177	10	1:43.886	27.449	194	35.120	192	41.317	193	218
2	2:25.664	38.047	98	50.576	100	57.041	120	133	11	1:42.504	26.751	196	34.897	191	40.856	193	219
3	2:27.183	39.851	91	48.876	110	58.456	138	131	12	1:42.700	26.779	196	34.953	191	40.968	194	219
4	2:19.365	35.917	104	48.267	117	55.181	194	144	13	1:43.068	27.013	195	35.080	192	40.975	194	220
5	1:44.578	27.933	173	35.737	193	40.908	195	223	14	1:43.162	26.752	195	35.487	187	40.923	193	220
6	1:42.599	26.825	196	34.865	193	40.909	195	223	15	1:42.971	26.889	194	35.090	190	40.992	193	219
7	1:43.139	27.212	191	35.167	192	40.760	194	223	16	1:42.857	26.910	195	34.926	191	41.021	193	218
8	1:43.493	26.931	195	35.287	191	41.275	194	219	17	1:42.730	26.802	195	34.951	192	40.977	192	218
9	1:44.260	26.962	196	35.097	191	42.201	190	220	18	1:43.525	27.221	194	35.261	190	41.043	193	218

55	Fugel, DEU								theoretical besttime: 1:41.895								
1	2:13.745	36.884	152	36.610	140	1:00.251	113	180	7	1:42.190	26.486	196	34.839	195	40.865	196	225
2	2:26.261	38.062	104	50.405	116	57.794	134	122	8	1:42.272	26.358	198	34.987	194	40.927	197	225
3	2:26.043	39.127	109	49.582	114	57.334	138	150	9	1:53.027	35.624	107	36.222	191	41.181	196	225
4	2:21.395	36.712	116	49.151	117	55.532	197	176	10	1:43.459	26.835	196	35.238	192	41.386	194	223
5	1:44.290	27.330	196	35.690	183	41.270	197	226	11	1:56.730	26.800	197	36.072	195	53.858		223
6	1:42.106	26.490	194	34.918	195	40.698	197	225									

88	Fugel, DEU								theoretical besttime: 1:41.185								
1	2:08.344	34.382	193	35.103	153	58.859	112	169	10	1:41.598	26.489	196	34.603	194	40.506	194	220
2	2:26.295	38.344	109	50.708	127	57.243	149	113	11	1:41.536	26.416	196	34.574	193	40.546	194	220
3	2:25.952	38.236	109	50.233	140	57.483	150	178	12	1:41.775	26.548	196	34.609	194	40.618	195	221
4	2:24.089	36.328	117	50.544	122	57.217	195	167	13	1:41.779	26.572	196	34.653	194	40.554	195	222
5	1:41.447	26.485	194	34.571	193	40.391	196	221	14	1:41.629	26.485	196	34.549	194	40.595	194	221
6	1:41.469	26.406	195	34.628	194	40.435	195	222	15	1:41.738	26.527	196	34.581	195	40.630	194	221
7	1:41.515	26.583	195	34.653	193	40.279	195	221	16	1:41.931	26.674	196	34.680	194	40.577	195	221
8	1:41.446	26.489	195	34.505	193	40.452	195	221	17	1:42.118	26.764	197	34.630	195	40.724	195	221
9	1:41.849	26.846	194	34.500	192	40.503	195	221	18	1:43.521	26.998	195	35.537	180	40.986	192	221

98	Seyffert, DEU								theoretical besttime:								
1																	



ADAC TCR Germany



Sector List Race 1

Provisional

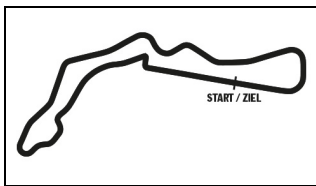
DMSB Reg. Nr.: 125/19

Autodrom Most, Length: 4212m
 Air temperature: 14.33°C
 Track temperature: 14.11°C
 Weather condition: Dry

Saturday, May 18, 2019 11:45:00

Lap	Time	SE1	SP1	SE2	SP2	SE3	SP3	TSP	Lap	Time	SE1	SP1	SE2	SP2	SE3	SP3	TSP
99 Sandberg, NLD									theoretical besttime: 1:42.826								
1	2:17.310	38.724	152	37.604	172	1:00.982	104	177	10	1:43.332	26.753	195	35.192	191	41.387	194	223
2	2:25.651	38.200	104	50.527	109	56.924	112	130	11	1:43.166	26.684	197	35.363	190	41.119	195	222
3	2:27.197	39.834	94	48.731	121	58.632	133	132	12	1:44.136	27.030	193	35.490	189	41.616	193	223
4	2:19.859	36.103	103	48.394	116	55.362	195	150	13	1:43.510	26.651	198	35.612	189	41.247	196	222
5	1:45.718	28.421	171	35.950	192	41.347	196	223	14	1:43.878	27.033	187	35.326	192	41.519	195	219
6	1:43.526	26.935	195	35.154	192	41.437	196	223	15	1:43.948	26.869	189	35.480	190	41.599	193	219
7	1:44.489	26.693	192	36.503	189	41.293	194	223	16	1:44.080	27.221	197	35.429	189	41.430	195	214
8	1:44.445	26.640	196	35.067	189	42.738	195	221	17	1:44.415	27.157	189	35.689	188	41.569	194	219
9	1:45.650	27.017	178	37.424	191	41.209	195	218	18	1:44.873	27.243	188	36.188	181	41.442	196	222

101 Bäckman, SWE									theoretical besttime:								
1								171									



ADAC TCR Germany

Top speed list Race 1

Provisional



Autodrom Most, Length: 4212m

Air temperature: 14.33°C

Track temperature: 14.11°C

Weather condition: Dry

DMSB Reg. Nr.: 125/19

Saturday, May 18, 2019 11:45:00

#	Name (NAT)	Team	Car name	Speed	Lap	Race time
41	Steve Kirsch (DEU)	IMC Motorsport (DEU)	Opel Astra TCR	228.32	6	11:20.811
55	Marcel Fugel (DEU)	Profi-Car Team Halder (DEU)	Honda Civic FK2 TCR	226.89	5	9:32.271
6	Bradley Burns (GBR)	Team Pyro Motorsport	Honda Civic FK7 TCR	226.41	8	16:30.728
22	Julien Apotheloz (CHE)	TOPCAR Sport (CHE)	Cupra TCR SEQ	225.94	5	9:32.093
13	Antti Buri (FIN)	LMS Racing (FIN)	Audi RS 3 LMS SEQ	225.94	6	11:13.112
42	Lukas Niedertscheider (AUT)	HP Racing International (DEU)	Hyundai i30 N TCR	225.94	8	14:41.156
29	Mitchell Cheah Min Jie (MYS)	VW Team Oettinger	VW Golf GTI TCR SEQ	225.46	5	9:31.742
34	Patrick Sing (DEU)	RaceSing	Hyundai i30 N TCR	225.46	6	11:17.438
8	Rene Kircher (DEU)	Racing One (DEU)	Audi RS 3 LMS SEQ	225.00	5	9:35.414
33	Joshua Correa Reynolds (CHE)	TOPCAR Sport (CHE)	Cupra TCR DSG	225.00	6	11:17.759
27	Theo Coicaud (FRA)	Hyundai Team Engstler	Hyundai i30 N TCR	224.53	7	12:55.490
99	Maurits Sandberg (NLD)	VW Team Oettinger	VW Golf GTI TCR SEQ	223.60	5	9:34.898
53	Michelle Halder (DEU)	Profi-Car Team Halder (DEU)	Honda Civic FK7 TCR	223.60	7	13:02.289
1	Harald Proczyk (AUT)	HP Racing International (DEU)	Hyundai i30 N TCR	223.14	7	12:52.884
88	Dominik Fugel (DEU)	Profi-Car Team Honda ADAC Sachsen	Honda Civic FK7 TCR	222.68	6	11:11.009
19	Max Hesse (DEU)	Hyundai Team Engstler	Hyundai i30 N TCR	221.76	8	14:32.879
7	Mike Halder (DEU)	Profi-Car Team Honda ADAC Sachsen	Honda Civic FK7 TCR	219.51	6	11:09.794
101	Jessica Bäckman (SWE)	Hyundai Team Engstler 2 (DEU)	Hyundai i30 N TCR	171.97	1	11.920