

ADAC GT Masters

Result List Free Practice 2



Provisional

Autodrom Most, Length: 4212m

Air temperature: 17.48°C

Track temperature: 17.77°C

Weather condition: Dry

DMSB Reg. Nr.: 125/19

Friday, May 17, 2019 16:00:00

started : 30 classified : 30 not classified : 0

	Drivers	Team	Car	Lap	Best Time	Gap	Diff	Kph	Day Time
1	77 M.Pommer(DEU)/M.Kirchhöfer(DEU)	Callaway Competition(DEU)	Corvette C7 GT3-R	9	1:31.616			165.5	16:20:32
2	21 J.Bleekemolen(NLD)/J.Eriksson(SWE)	TeamZAKSPEEDBKKMobilOilRacing	Mercedes-AMG GT3	22	1:31.642	0.026	0.026	165.4	16:58:07
3	14 N.Sylvest(DNK)(J)/J.Klingmann(DEU)	MRS GT-Racing(DEU)	BMW M6 GT3	26	1:31.662	0.046	0.020	165.4	16:53:12
4	47 I.Dontje(NLD)/M.Götz(DEU)	MANN-FILTER Team HTP(DEU)	Mercedes-AMG GT3	8	1:31.679	0.063	0.017	165.3	16:17:15
5	28 R.Feller(CHE)(J)/D.Vanthoor(BEL)	MontaplastbyLand-Motorsport(DEU)	Audi R8 LMS GT3	10	1:31.685	0.069	0.006	165.3	16:35:07
6	31 P.Niederhauser(CHE)/K.van der Linde(ZAF)	HCB-Rutronik-Racing	Audi R8 LMS GT3	22	1:31.710	0.094	0.025	165.3	16:53:37
7	13 S.Barth(DEU)(T)/D.Jahn(DEU)	RWT Racing(AUT)	Corvette C7 GT3-R	4	1:31.713	0.097	0.003	165.3	16:07:33
8	12 M.Drudi(ITA)(J)/F.Spengler(DEU)	EFP Car Collection by TECE	Audi R8 LMS GT3	11	1:31.720	0.104	0.007	165.3	16:21:27
9	36 M.Dienst(DEU)(J)/A.Read(AUS)(J)	Schütz Motorsport(DEU)	Mercedes-AMG GT3	4	1:31.908	0.292	0.188	164.9	16:13:21
10	48 F.Vettel(DEU)(J)/P.Ellis(GBR)	MANN-FILTER Team HTP(DEU)	Mercedes-AMG GT3	21	1:31.913	0.297	0.005	164.9	16:42:51
11	1 R.Renauer(DEU)/T.Preining(AUT)	Precote Herberth Motorsport(DEU)	Porsche 911 GT3 R	17	1:31.914	0.298	0.001	164.9	16:35:19
12	71 M.Paul(DEU)(J)/S.Reicher(AUT)(J)	T3 Motorsport	Audi R8 LMS GT3	33	1:31.939	0.323	0.025	164.9	16:59:23
13	11 E.Erhart(DEU)/P.Kaffer(DEU)	EFP Car Collection by TECE	Audi R8 LMS GT3	17	1:31.965	0.349	0.026	164.8	16:30:58
14	17 T.Bernhard(DEU)/K.Bachler(AUT)	KÜS TEAM75 Bernhard(DEU)	Porsche 911 GT3 R	4	1:31.981	0.365	0.016	164.8	16:09:04
15	63 M.Bortolotti(ITA)/C.Engelhart(DEU)	ORANGE1 by GRT Grasser(AUT)	LamborghiniHuracanGT3E	4	1:31.993	0.377	0.012	164.8	16:06:40
16	25 J.Schmidt(CHE)(J)/C.Haase(DEU)	BWT Mücke Motorsport(DEU)	Audi R8 LMS GT3	26	1:32.043	0.427	0.050	164.7	17:00:33
17	4 A.Hoti(DEU)(J)/C.Dreyspring(DEU)(J)	Aust Motorsport(DEU)	Audi R8 LMS GT3	34	1:32.076	0.460	0.033	164.6	17:01:30
18	20 K.Snoeks(NLD)/M.Wishofer(AUT)(J)	TeamZAKSPEEDBKKMobilOilRacing	Mercedes-AMG GT3	13	1:32.090	0.474	0.014	164.6	16:43:27
19	29 M.Hofer(AUT)(J)/C.Mies(DEU)	MontaplastbyLand-Motorsport(DEU)	Audi R8 LMS GT3	12	1:32.183	0.567	0.093	164.4	16:31:38
20	24 M.Ortmann(DEU)(J)/M.Winkelhock(DEU)	BWT Mücke Motorsport(DEU)	Audi R8 LMS GT3	15	1:32.213	0.597	0.030	164.4	16:41:58
21	18 A.de Leener(BEL)/M.Cairolì(ITA)	KÜS TEAM75 Bernhard(DEU)	Porsche 911 GT3 R	22	1:32.245	0.629	0.032	164.3	16:36:32
22	26 N.Rogivue(CHE)(J)/S.Mücke(DEU)	BWT Mücke Motorsport(DEU)	Audi R8 LMS GT3	21	1:32.272	0.656	0.027	164.3	16:46:26
23	3 R.Lips(CHE)(T)/M.Hackländer(DEU)	Aust Motorsport(DEU)	Audi R8 LMS GT3	27	1:32.279	0.663	0.007	164.3	16:45:45
24	33 F.Salaquarda(CZE)/F.Stippler(DEU)	Team ISR(CZE)	Audi R8 LMS GT3	11	1:32.286	0.670	0.007	164.3	16:43:55
25	99 D.Keilwitz(DEU)/M.Martin(BEL)	PROpeak Performance	AstonMartin VantageAMR(10	1:32.436	0.820	0.150	164.0	16:19:21
26	7 L.Ludwig(DEU)/S.Asch(DEU)	HB Racing(AUT)	Ferrari 488 GT3	21	1:32.541	0.925	0.105	163.8	16:42:03
27	69 J.Slooten(DEU)(T)/L.Luhr(DEU)	Iron Force Racing	Porsche 911 GT3 R	20	1:32.572	0.956	0.031	163.7	16:34:05
28	19 M.Beretta(ITA)(J)/M.Mapelli(ITA)	ORANGE1 by GRT Grasser(AUT)	LamborghiniHuracanGT3E	4	1:32.643	1.027	0.071	163.6	16:06:41
29	82 R.Ineichen(CHE)(T)/F.Perera(FRA)	ORANGE1 by GRT Grasser(AUT)	LamborghiniHuracanGT3E	29	1:32.904	1.288	0.261	163.2	16:47:08
30	8 D.Marschall(DEU)(J)/C.Schreiner(DEU)(J)	HCB-Rutronik-Racing	Audi R8 LMS GT3	5	1:33.115	1.499	0.211	162.8	16:08:18

Subject to final scrutineering!

Publication time:	Clerk of the Course: Michal Marek	Timekeeper: Steffen Ruhl
-------------------	-----------------------------------	--------------------------

ver: 1.0

www.adac.de/motorsport

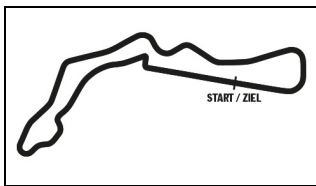
Page 1/ 1 printed: 17.5.2019 17:02

ADAC Vorteilsprogramm



Audi Sport





ADAC GT Masters

Sector List Free Practice 2



Provisional

Autodrom Most, Length: 4212m

Air temperature: 17.48°C

Track temperature: 17.77°C

Weather condition: Dry

DMSB Reg. Nr.: 125/19

Friday, May 17, 2019 16:00:00

Lap	Time	SE1	SP1	SE2	SP2	SE3	SP3	TSP	Lap	Time	SE1	SP1	SE2	SP2	SE3	SP3	TSP
1 Renauer, DEU / Preining, AUT									theoretical besttime: 1:31.893								
1	6:33.593	5:17.771	177	35.917	204	39.905	212		16	1:32.534	24.303	216	31.576	212	36.655	214	241
2	1:34.813	24.874	216	32.547	209	37.392	215	241	17	1:31.914	24.144	217	31.288	213	36.482	215	242
3	1:33.436	24.586	216	31.881	213	36.969	213	242	18	1:44.024	24.179	217	31.459	212	48.386		242
4	1:32.819	24.460	216	31.622	212	36.737	214	241	19	6:47.194	5:38.599	214	31.863	210	36.732	213	
5	1:37.171	27.993	208	32.147	211	37.031	214	242	20	1:32.377	24.262	216	31.353	212	36.762	214	240
6	1:36.415	24.487	217	33.208	153	38.720	213	242	21	1:32.551	24.346	216	31.502	212	36.703	213	242
7	1:33.122	24.543	217	31.767	213	36.812	213	242	22	1:33.723	24.208	216	31.517	210	37.998	214	241
8	1:47.487	24.491	217	32.412	203	50.584		242	23	1:34.529	24.234	216	31.385	213	38.910	214	242
9	3:52.361	2:35.323	169	37.336	201	39.702	211		24	1:32.238	24.123	216	31.291	213	36.824	212	241
10	1:33.774	24.796	216	32.267	210	36.711	214	240	25	1:32.639	24.183	216	31.292	213	37.164	213	240
11	1:32.437	24.236	215	31.516	210	36.685	213	241	26	1:32.408	24.324	216	31.448	212	36.636	213	241
12	1:37.199	24.285	216	32.666	129	40.248	213	241	27	1:32.225	24.165	217	31.408	213	36.652	214	241
13	1:32.239	24.220	216	31.490	213	36.529	214	242	28	1:43.728	24.216	217	31.651	211	47.861		242
14	1:45.240	24.247	215	31.691	211	49.302		242	29	2:41.289	1:20.467	215	32.762	209	48.060		
15	2:32.532	1:23.210	217	31.992	211	37.330	213										

Lap	Time	SE1	SP1	SE2	SP2	SE3	SP3	TSP	Lap	Time	SE1	SP1	SE2	SP2	SE3	SP3	TSP
3 Lips, CHE / Hackländer, DEU									theoretical besttime: 1:32.098								
1	2:29.256	1:05.695	167	39.649	190	43.912	207		19	1:32.370	24.053	219	31.360	213	36.957	214	246
2	1:38.206	25.454	201	34.374	206	38.378	214	237	20	1:38.765	24.168	217	31.940	209	42.657	214	245
3	1:34.557	24.486	216	32.578	209	37.493	214	242	21	1:45.266	24.204	217	31.602	212	49.460		244
4	1:33.322	24.196	216	31.766	210	37.360	214	243	22	2:34.088	1:23.056	216	31.874	211	39.158	214	
5	1:33.527	24.293	216	31.869	210	37.365	213	243	23	1:32.489	24.143	218	31.430	211	36.916	213	243
6	1:33.543	24.356	216	31.974	212	37.213	213	243	24	1:32.613	24.202	219	31.632	213	36.779	214	243
7	1:33.332	24.188	218	31.903	211	37.241	213	244	25	1:32.362	24.134	219	31.334	213	36.894	213	244
8	1:33.265	24.311	217	31.801	210	37.153	213	243	26	1:32.353	24.120	219	31.430	212	36.803	215	243
9	1:33.433	24.424	217	31.818	209	37.191	213	243	27	1:32.279	24.208	219	31.266	214	36.805	216	245
10	1:33.549	24.522	217	31.878	211	37.149	213	243	28	1:43.819	24.153	218	31.461	213	48.205		246
11	1:33.455	24.329	217	31.828	212	37.298	213	242	29	2:36.528	1:21.321	217	34.010	203	41.197	203	
12	1:48.695	24.456	218	32.780	207	51.459		243	30	1:35.381	24.732	217	32.081	211	38.568	213	237
13	2:45.708	1:35.574	216	32.259	209	37.875	214		31	1:34.954	24.599	218	32.738	200	37.617	214	244
14	1:33.442	24.276	218	31.850	210	37.316	215	243	32	1:52.187	25.803	217	32.308	210	54.076		244
15	1:32.895	24.162	217	31.584	213	37.149	216	244	33	2:08.469	57.606	217	32.657	208	38.206	213	
16	1:32.599	24.132	218	31.457	212	37.010	215	244	34	1:33.862	24.388	219	31.955	212	37.519	216	243
17	1:32.931	24.347	218	31.544	211	37.040	217	245	35	1:33.200	24.348	218	31.776	210	37.076	215	244
18	1:36.688	24.187	219	31.583	213	40.918	215	244									

Lap	Time	SE1	SP1	SE2	SP2	SE3	SP3	TSP	Lap	Time	SE1	SP1	SE2	SP2	SE3	SP3	TSP
4 Hoti, DEU / Dreyspring, DEU									theoretical besttime: 1:32.019								
1	2:03.521	36.933	150	40.959	148	45.629	205		18	1:35.537	24.965	216	32.450	208	38.122	212	241
2	1:40.192	26.723	189	34.615	206	38.854	213	237	19	1:35.196	24.681	216	32.399	206	38.116	207	241
3	1:35.722	24.435	215	31.552	213	39.735	213	241	20	1:35.277	24.723	216	32.729	207	37.825	211	240
4	1:32.746	24.174	216	31.462	212	37.110	214	242	21	1:35.905	24.566	216	32.142	210	39.197	213	241
5	1:34.531	25.614	215	31.805	213	37.112	213	242	22	1:34.393	24.512	217	32.309	208	37.572	214	241
6	1:32.449	24.220	215	31.509	213	36.720	213	242	23	1:34.228	24.518	216	32.284	207	37.426	213	242
7	1:32.604	24.203	217	31.495	213	36.906	215	243	24	1:33.936	24.612	216	31.885	210	37.439	213	242
8	1:34.324	25.108	217	32.018	211	37.198	214	244	25	1:33.961	24.503	216	31.996	210	37.462	213	242
9	1:32.918	24.249	216	31.703	213	36.966	214	243	26	1:34.514	24.488	217	32.281	209	37.745	212	241
10	1:32.598	24.142	217	31.633	213	36.823	214	243	27	1:33.865	24.485	217	32.059	210	37.321	214	241
11	1:33.072	24.171	217	31.305	213	37.596	213	243	28	1:33.462	24.465	216	31.741	212	37.256	213	243
12	1:35.084	24.171	217	32.668	192	38.245	214	242	29	1:33.319	24.477	216	31.739	212	37.103	214	242
13	1:32.255	24.245	216	31.408	213	36.602	215	242	30	1:33.671	24.664	217	31.726	211	37.281	213	243
14	1:32.401	24.208	216	31.471	212	36.722	213	243	31	1:46.882	24.565	217	31.801	210	50.516		242
15	1:34.048	24.374	217	31.508	213	38.166	214	243	32	7:48.038	6:38.797	214	32.283	210	36.958	216	
16	1:45.446	24.195	217	31.464	213	49.787		243	33	1:32.265	24.267	217	31.394	213	36.604	216	242
17	2:39.860	1:27.037	193	34.066	208	38.757	211		34	1:32.076	24.140	217	31.362	213	36.574	214	243

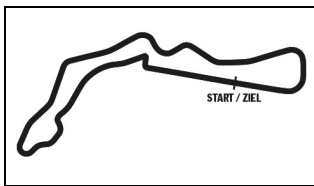
Lap	Time	SE1	SP1	SE2	SP2	SE3	SP3	TSP	Lap	Time	SE1	SP1	SE2	SP2	SE3	SP3	TSP
7 Ludwig, DEU / Asch, DEU									theoretical besttime: 1:32.513								
1	2:32.899	58.213	164	39.727	180	54.959			16	1:33.173	24.306	217	31.472	212	37.395	213	241
2	2:43.414	1:31.839	195	33.651	206	37.924	213		17	1:45.709	24.520	217	31.886	209	49.303		240
3	1:35.522	24.314	216	31.836	208	39.372	214	241	18	4:06.898	2:52.630	188	35.603	201	38.665	213	
4	1:33.009	24.348	216	31.701	209	36.960	215	240	19	1:37.271	25.710	193	34.320	205	37.241	214	240
5	1:33.275	24.303	215	31.756	210	37.216	213	243	20	1:32.604	24.312	216	31.453	210	36.839	213	241
6	1:33.176	24.306	217	31.615	210	37.255	214	242	21	1:32.541	24.271	218	31.415	209	36.855	215	240

ver: 1.0

www.adac.de/motorsport

Page 1/ 8 printed: 17.5.2019 17:02





ADAC GT Masters

Sector List Free Practice 2



Provisional

Autodrom Most, Length: 4212m

Air temperature: 17.48°C

Track temperature: 17.77°C

Weather condition: Dry

DMSB Reg. Nr.: 125/19

Friday, May 17, 2019 16:00:00

Lap	Time	SE1	SP1	SE2	SP2	SE3	SP3	TSP	Lap	Time	SE1	SP1	SE2	SP2	SE3	SP3	TSP
7	1:32.983	24.315	217	31.427	210	37.241	213	241	22	1:32.960	24.259	217	31.458	207	37.243	213	240
8	1:45.383	24.488	216	31.626	210	49.269		240	23	1:45.186	24.320	218	31.694	211	49.172		239
9	3:25.757	2:16.586	217	31.842	210	37.329	214		24	3:02.808	1:53.490	217	31.970	209	37.348	212	
10	1:33.293	24.504	216	31.580	210	37.209	213	240	25	1:32.833	24.284	216	31.627	208	36.922	213	238
11	1:34.176	24.357	216	32.546	204	37.273	213	240	26	1:44.688	24.394	216	31.621	210	48.673		240
12	1:33.836	24.336	216	31.707	207	37.793	211	239	27	3:29.996	2:01.469	214	36.695	160	51.832		
13	1:45.231	24.492	216	31.442	210	49.297		239	28	3:49.664	2:29.017	217	32.151	205	48.496		
14	3:37.663	2:27.709	206	32.510	208	37.444	211		29								
15	1:34.675	24.476	216	31.584	210	38.615	213	240									

8 Marschall, DEU / Schreiner, DEU

theoretical besttime: 1:33.053

1	2:01.667	46.136	177	35.194	201	40.337	210		19	1:34.439	24.485	216	32.241	210	37.713	213	243
2	1:35.356	25.057	213	32.184	208	38.115	213	240	20	1:36.916	24.593	216	33.925	174	38.398	213	244
3	1:33.471	24.448	215	31.862	210	37.161	213	241	21	1:34.572	24.567	216	32.259	210	37.746	212	242
4	1:33.872	24.380	215	32.371	210	37.121	213	243	22	1:36.074	24.586	217	32.466	204	39.022	212	242
5	1:33.115	24.245	216	31.687	210	37.183	214	243	23	1:34.986	24.784	216	32.470	210	37.732	212	242
6	1:33.183	24.294	215	31.699	211	37.190	213	243	24	1:34.083	24.453	216	32.109	209	37.521	213	241
7	1:35.238	24.277	216	31.777	211	39.184	212	243	25	1:33.647	24.483	216	31.802	210	37.362	213	242
8	1:33.445	24.254	216	31.752	210	37.439	212	242	26	1:45.450	24.554	217	31.902	212	48.994		242
9	1:33.507	24.259	216	31.830	210	37.418	213	242	27	3:44.936	2:34.608	215	32.622	210	37.706	213	
10	1:36.510	24.541	216	31.997	211	39.972	212	243	28	1:34.215	24.525	216	32.073	209	37.617	213	242
11	1:33.457	24.332	215	31.726	210	37.399	213	242	29	1:33.810	24.482	216	31.835	212	37.493	212	242
12	1:33.831	24.586	217	31.766	211	37.479	212	243	30	1:33.962	24.685	217	31.965	211	37.312	213	242
13	1:44.575	24.457	216	31.733	210	48.385		242	31	1:33.589	24.552	216	31.884	210	37.153	213	242
14	2:40.576	1:25.968	208	35.320	205	39.288	209		32	1:33.555	24.574	217	31.828	211	37.153	213	243
15	1:36.027	24.866	215	32.606	208	38.555	210	239	33	1:33.750	24.587	217	31.901	212	37.262	213	242
16	1:34.809	24.619	216	32.180	208	38.010	210	240	34	1:46.035	24.646	217	31.925	211	49.464		242
17	1:34.562	24.660	216	32.155	209	37.747	212	240	35	2:31.717	1:21.059	215	32.654	209	38.004	214	
18	1:34.141	24.470	216	32.086	211	37.585	213	242									

11 Erhart, DEU / Kaffer, DEU

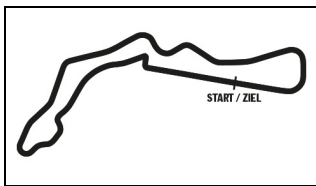
theoretical besttime: 1:31.909

1	2:39.719	1:21.734	175	36.195	199	41.790	210		14	1:44.248	24.157	217	31.476	213	48.615		243
2	1:34.855	25.108	214	32.452	208	37.295	214	237	15	3:07.325	1:55.446	211	34.205	203	37.674	214	
3	1:33.567	24.384	215	32.023	209	37.160	213	242	16	1:32.663	24.437	216	31.642	211	36.584	215	241
4	1:33.650	24.540	215	31.937	209	37.173	215	242	17	1:31.965	24.180	217	31.248	211	36.537	214	243
5	1:33.391	24.297	215	31.927	209	37.167	213	243	18	1:47.430	24.517	217	33.529	173	49.384		243
6	1:33.285	24.385	215	31.775	210	37.125	214	241	19	2:32.171	1:21.436	215	32.458	210	38.277	213	
7	1:32.947	24.225	216	31.751	210	36.971	214	243	20	1:33.650	24.295	217	32.017	208	37.338	213	241
8	1:44.992	24.269	216	31.814	208	48.909		242	21	1:33.081	24.227	216	31.850	210	37.004	214	243
9	3:05.036	1:51.678	208	33.675	206	39.683	214		22	1:33.049	24.355	216	31.655	211	37.039	213	242
10	1:32.832	24.241	217	31.700	211	36.891	213	243	23	1:32.709	24.124	217	31.606	212	36.979	214	243
11	1:32.372	24.196	216	31.413	211	36.763	215	243	24	1:33.126	24.494	217	31.605	212	37.027	214	242
12	1:32.315	24.154	217	31.572	208	36.589	214	244	25	1:33.082	24.268	217	31.654	211	37.160	213	243
13	1:32.337	24.175	216	31.430	212	36.732	214	243	26	1:44.827	24.264	217	31.718	213	48.845		242

12 Drudi, ITA / Spengler, DEU

theoretical besttime: 1:31.572

1	1:59.509	42.137	162	36.401	193	40.971	211		12	1:43.473	24.204	217	31.248	213	48.021		242
2	1:36.431	25.614	215	32.232	210	38.585	213	238	13	3:32.971	2:17.039	214	32.282	210	43.650	213	
3	1:33.340	24.287	216	31.639	210	37.414	215	241	14	1:33.220	24.769	215	31.672	210	36.779	214	242
4	1:49.298	25.199	212	34.892	211	49.207		243	15	1:32.671	24.270	216	31.766	212	36.635	214	243
5	2:55.720	1:45.401	210	33.383	207	36.936	213		16	1:32.653	24.192	217	31.670	213	36.791	214	242
6	1:32.225	24.303	217	31.377	213	36.545	215	242	17	1:32.765	24.365	216	31.614	210	36.786	214	242
7	1:44.866	24.272	218	31.454	212	49.140		244	18	1:44.342	24.161	216	31.805	211	48.376		243
8	3:39.098	2:25.325	205	36.095	204	37.678	214		19	2:28.065	1:18.566	215	32.413	211	37.086	214	
9	1:32.368	24.145	218	31.849	208	36.374	215	242	20	1:33.274	24.265	216	31.894	210	37.115	213	243
10	1:31.860	24.293	217	31.136	212	36.431	214	242	21	1:33.069	24.319	216	31.838	211	36.912	213	241
11	1:31.720	24.289	217	31.140	213	36.291	214	242	22	1:45.476	24.266	217	31.701	210	49.509		242



ADAC GT Masters



Sector List Free Practice 2

Provisional

DMSB Reg. Nr.: 125/19

Autodrom Most, Length: 4212m

Air temperature: 17.48°C

Track temperature: 17.77°C

Weather condition: Dry

Friday, May 17, 2019 16:00:00

Lap	Time	SE1	SP1	SE2	SP2	SE3	SP3	TSP	Lap	Time	SE1	SP1	SE2	SP2	SE3	SP3	TSP
13	Barth, DEU / Jahn, DEU								theoretical besttime: 1:31.614								
1	2:55.051	1:36.571	172	37.591	176	40.889	203		11	1:43.053	23.731	224	31.425	212	47.897		247
2	1:34.149	25.067	215	31.834	213	37.248	217	229	12	6:25.354	5:16.284	220	32.071	204	36.999	218	
3	1:31.861	23.856	223	31.184	216	36.821	217	244	13	1:31.737	23.752	223	31.182	214	36.803	220	247
4	1:31.713	23.807	223	31.180	216	36.726	218	247	14	1:32.133	23.786	225	31.472	213	36.875	217	249
5	1:31.891	23.774	223	31.312	213	36.805	218	248	15	1:44.261	23.840	225	31.853	215	48.568		249
6	1:43.274	23.882	222	31.366	214	48.026		247	16	2:39.650	1:20.314	222	31.646	213	47.690		
7	5:12.496	4:03.443	222	32.039	215	37.014	217		17	2:30.709	1:21.135	222	31.964	212	37.610	215	
8	1:34.560	23.940	226	31.482	215	39.138	217	248	18	1:43.988	24.144	223	31.709	213	48.135		243
9	1:31.964	23.755	225	31.375	216	36.834	218	248	19	2:29.317	1:20.989	222	31.527	216	36.801	219	
10	1:31.872	23.708	225	31.316	214	36.848	216	248	20	1:43.438	23.856	224	31.444	213	48.138		247

14	Sylvest, DNK / Klingmann, DEU								theoretical besttime: 1:31.554								
1	2:59.647	1:30.368	152	37.321	200	51.958			16	1:32.983	24.329	223	31.381	218	37.273	219	250
2	2:46.896	1:22.283	156	34.908	210	49.705			17	1:32.324	24.312	225	31.327	219	36.685	220	249
3	2:35.017	1:26.308	220	31.870	214	36.839	218		18	1:32.421	24.253	224	31.349	216	36.819	220	251
4	1:33.170	24.182	221	31.970	212	37.018	219	247	19	1:43.764	24.283	224	31.390	219	48.091		250
5	1:32.641	24.196	224	31.608	217	36.837	218	250	20	3:59.509	2:17.219	132	44.295	207	57.995		
6	1:33.956	24.189	224	31.506	215	38.261	218	249	21	6:47.494	5:36.967	201	33.432	215	37.095	220	
7	1:32.832	24.206	224	31.591	216	37.035	218	249	22	1:31.712	24.115	223	31.058	219	36.539	222	249
8	1:33.108	24.373	224	31.624	217	37.111	217	249	23	1:31.855	24.067	224	31.038	218	36.750	220	250
9	1:33.074	24.303	225	31.489	218	37.282	219	248	24	1:37.545	24.170	223	36.135	213	37.240	220	251
10	1:41.964	27.324	206	32.488	215	42.152	220	250	25	1:32.599	24.062	224	31.210	218	37.327	219	250
11	1:32.632	24.246	225	31.549	218	36.837	219	250	26	1:31.662	23.977	224	31.116	217	36.569	220	250
12	1:32.645	24.292	224	31.479	216	36.874	218	250	27	1:31.792	24.068	224	31.127	219	36.597	219	249
13	1:33.145	24.314	225	31.886	216	36.945	218	248	28	1:43.303	24.065	225	31.159	218	48.079		250
14	1:45.201	24.481	223	31.602	218	49.118		249	29	2:29.815	1:21.026	223	31.769	217	37.020	220	
15	2:31.909	1:22.853	218	32.076	216	36.980	219		30	1:32.427	24.093	224	31.568	217	36.766	219	248

17	Bernhard, DEU / Bachler, AUT								theoretical besttime: 1:31.805								
1	2:34.395	1:01.525	160	37.673	192	55.197			16	1:32.069	24.111	219	31.265	212	36.693	215	242
2	3:25.094	2:15.823	215	32.251	209	37.020	214		17	1:36.423	24.264	218	31.365	213	40.794	213	243
3	1:32.242	24.396	216	31.223	214	36.623	215	241	18	1:31.985	24.189	218	31.231	213	36.565	214	241
4	1:31.981	24.121	217	31.154	214	36.706	214	242	19	1:44.100	24.269	218	31.550	210	48.281		242
5	1:43.837	24.258	218	31.356	213	48.223		241	20	5:30.215	4:21.016	216	31.963	210	37.236	213	
6	4:30.387	3:15.841	181	35.617	204	38.929	214		21	1:32.437	24.245	218	31.351	212	36.841	214	240
7	1:38.145	24.607	217	32.476	209	41.062	213	241	22	1:34.291	24.297	217	32.676	191	37.318	214	241
8	1:33.097	24.288	218	31.621	210	37.188	212	241	23	1:32.342	24.279	217	31.390	209	36.673	214	241
9	1:32.341	24.237	219	31.284	212	36.820	213	240	24	1:32.056	24.152	218	31.246	212	36.658	215	241
10	1:32.664	24.247	217	31.590	210	36.827	213	241	25	1:32.117	24.260	218	31.246	213	36.611	215	242
11	1:44.159	24.272	218	31.507	211	48.380		241	26	1:32.301	24.130	219	31.281	212	36.890	217	242
12	3:48.074	2:37.504	213	32.106	211	38.464	213		27	1:43.018	24.086	219	31.188	213	47.744		243
13	1:34.486	24.195	217	31.787	205	38.504	213	242	28	2:41.017	1:20.595	218	32.463	209	47.959		
14	1:32.354	24.105	218	31.511	211	36.738	214	240	29	2:39.627	1:19.918	218	31.830	210	47.879		
15	1:32.154	24.170	219	31.298	213	36.686	213	241									

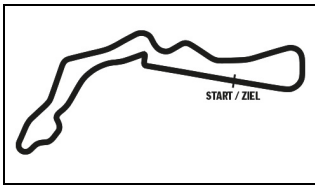
18	de Leener, BEL / Cairolì, ITA								theoretical besttime: 1:32.106								
1	2:42.757	1:25.605	191	36.630	200	40.522	209		19	1:32.959	24.223	216	31.393	212	37.343	214	242
2	1:34.473	24.531	214	32.145	208	37.797	212	236	20	1:34.235	24.573	216	31.882	210	37.780	210	242
3	1:33.558	24.295	215	31.756	208	37.507	212	240	21	1:35.352	24.468	217	31.819	210	39.065	213	241
4	1:33.054	24.249	215	31.569	211	37.236	213	240	22	1:32.245	24.213	217	31.293	212	36.739	214	241
5	1:33.231	24.204	215	31.663	210	37.364	213	241	23	1:32.374	24.245	218	31.311	210	36.818	214	241
6	1:33.612	24.269	215	31.805	210	37.538	213	241	24	1:43.871	24.244	216	31.246	212	48.381		242
7	1:33.417	24.308	216	31.808	210	37.301	212	241	25	2:44.033	1:22.731	215	32.398	207	48.904		
8	1:33.358	24.328	215	31.659	210	37.371	212	241	26	2:40.600	1:20.525	217	31.557	211	48.518		
9	1:33.733	24.424	216	31.894	209	37.415	213	240	27	2:44.354	1:20.782	213	32.389	206	51.183		
10	1:34.043	24.480	216	31.953	209	37.610	212	240	28	2:16.694	1:06.994	214	32.164	206	37.536	213	
11	1:33.839	24.293	216	31.832	210	37.714	212	240	29	1:33.136	24.243	217	31.685	210	37.208	213	241
12	1:45.673	24.430	216	31.930	208	49.313		239	30	1:33.836	24.398	216	31.808	209	37.630	212	242
13	2:29.839	1:20.685	216	32.208	206	36.946	214		31	1:33.399	24.450	217	31.725	211	37.224	213	241
14	1:32.776	24.220	215	31.554	210	37.002	212	241	32	1:33.452	24.407	217	31.799	210	37.246	214	240
15	1:32.311	24.121	216	31.423	211	36.767	212	241	33	1:33.768	24.447	217	31.631	211	37.690	214	242
16	1:32.636	24.249	216	31.321	211	37.066	213	240	34	1:33.215	24.369	217	31.668	211	37.178	214	242

ver: 1.0

www.adac.de/motorsport

Page 3/ 8 printed: 17.5.2019 17:02





ADAC GT Masters



Sector List Free Practice 2

Provisional

Autodrom Most, Length: 4212m

Air temperature: 17.48°C

Track temperature: 17.77°C

Weather condition: Dry

DMSB Reg. Nr.: 125/19

Friday, May 17, 2019 16:00:00

Lap	Time	SE1	SP1	SE2	SP2	SE3	SP3	TSP	Lap	Time	SE1	SP1	SE2	SP2	SE3	SP3	TSP
17	1:32.437	24.183	216	31.450	210	36.804	213	241	35	1:45.420	24.375	215	31.776	211	49.269	241	
18	1:32.356	24.145	216	31.408	211	36.803	213	241									

19 Beretta, ITA / Mapelli, ITA

theoretical besttime: 1:32.435

1	1:57.574	40.195	189	36.352	195	41.027	212		13	2:32.182	1:21.813	216	32.239	210	38.130	212	
2	1:35.915	25.117	214	32.367	210	38.431	214	240	14	1:33.074	24.486	216	31.608	211	36.980	211	240
3	1:34.973	24.392	215	31.598	211	38.983	214	241	15	1:33.552	24.477	216	31.961	212	37.114	212	240
4	1:32.643	24.391	216	31.534	210	36.718	214	242	16	1:33.154	24.579	215	31.566	211	37.009	212	240
5	1:33.203	24.361	216	31.783	209	37.059	213	242	17	1:33.150	24.501	216	31.452	213	37.197	213	241
6	1:32.804	24.424	215	31.675	211	36.705	213	241	18	1:32.767	24.472	219	31.369	213	36.926	213	241
7	1:32.893	24.465	216	31.554	212	36.874	214	241	19	1:34.024	24.492	218	32.575	211	36.957	213	241
8	1:32.772	24.381	217	31.535	210	36.856	213	242	20	1:47.619	24.880	217	33.427	210	49.312		241
9	1:33.591	24.467	216	31.848	207	37.276	213	241	21	2:31.161	1:21.688	215	32.313	206	37.160	215	
10	1:32.958	24.486	217	31.542	212	36.930	212	241	22	1:45.353	24.662	217	31.985	207	48.706		244
11	1:33.245	24.549	216	31.637	212	37.059	213	241	23	2:43.653	1:23.275	215	31.856	211	48.522		
12	1:44.298	24.495	217	31.608	212	48.195		241	24	2:42.198	1:21.184	216	32.087	210	48.927		

20 Snoeks, NLD / Wishofer, AUT

theoretical besttime: 1:31.808

1	2:26.460	51.459	167	38.096	154	56.905			12	1:32.235	24.059	217	31.563	210	36.613	215	241
2	2:42.666	1:22.517	171	37.968	186	42.181	191		13	1:32.090	24.019	218	31.338	213	36.733	215	242
3	1:51.615	28.094	175	33.928	205	49.593		177	14	1:49.895	27.378	183	32.959	213	49.558		243
4	17:07.577	15:50.312	166	37.172	183	40.093	212		15	6:27.009	5:16.731	175	32.907	210	37.371	210	
5	1:37.705	25.241	187	34.061	193	38.403	213	238	16	1:32.950	24.474	218	31.855	210	36.621	216	240
6	1:51.676	25.012	215	34.628	163	52.036		228	17	1:34.121	24.844	218	32.168	212	37.109	213	244
7	6:18.859	4:59.464	186	37.262	110	42.133	210		18	1:32.377	24.517	218	31.409	213	36.451	216	241
8	1:35.017	24.994	216	32.842	210	37.181	214	238	19	1:32.803	24.737	218	31.521	213	36.545	217	243
9	1:32.608	24.110	216	31.524	212	36.974	215	241	20	1:32.686	24.285	219	31.507	213	36.894	217	243
10	1:32.354	24.139	216	31.398	213	36.817	214	243	21	1:32.659	24.357	217	31.509	213	36.793	216	242
11	1:46.221	26.956	194	39.119	163	40.146	215	243									

21 Bleekemolen, NLD / Eriksson, SWE

theoretical besttime: 1:31.547

1	2:12.739	53.472	159	37.403	191	41.864	210		13	1:32.482	24.094	218	31.703	205	36.685	215	241
2	1:40.323	26.517	189	34.537	169	39.269	212	215	14	1:32.239	23.919	219	31.460	213	36.860	214	241
3	1:33.428	24.342	216	31.928	210	37.158	214	240	15	1:35.340	24.210	193	33.324	210	37.806	217	242
4	1:51.568	24.309	171	34.481	200	52.778		242	16	1:32.458	24.070	218	31.683	210	36.705	216	243
5	17:42.158	16:26.984	185	35.644	165	39.530	213		17	1:43.818	24.086	218	31.504	212	48.228		242
6	1:36.110	25.062	202	33.045	206	38.003	215	237	18	4:22.625	3:06.059	112	36.526	202	40.040	214	
7	1:34.693	24.288	217	32.015	198	38.390	215	242	19	1:48.261	28.703	172	36.870	168	42.688	214	239
8	1:32.383	24.103	218	31.484	213	36.796	215	242	20	1:37.034	24.410	214	33.875	204	38.749	215	242
9	1:46.784	24.110	219	32.045	194	50.629		243	21	1:31.969	23.852	218	31.527	210	36.590	216	242
10	4:38.402	3:23.067	197	36.155	203	39.180	213		22	1:31.642	23.942	219	31.286	212	36.414	216	243
11	1:35.453	24.296	217	31.906	210	39.251	213	240	23	1:47.854	23.847	219	31.343	212	52.664		244
12	1:34.710	24.054	217	32.302	198	38.354	213	241									

24 Ortmann, DEU / Winkelhock, DEU

theoretical besttime: 1:32.084

1	17:07.336	15:54.029	188	34.520	202	38.787	214		11	1:32.342	24.225	216	31.438	213	36.679	215	243
2	1:32.952	24.475	216	31.667	210	36.810	214	241	12	1:32.619	24.133	216	31.364	214	37.122	213	244
3	1:33.007	24.293	216	31.824	204	36.890	214	243	13	1:32.912	24.588	215	31.495	213	36.829	216	243
4	1:34.123	24.573	216	31.584	210	37.966	213	242	14	1:32.314	24.221	216	31.315	213	36.778	214	243
5	1:32.314	24.148	216	31.472	211	36.694	213	241	15	1:32.213	24.212	216	31.272	215	36.729	214	243
6	1:47.103	24.623	215	32.670	212	49.810		242	16	1:44.532	24.222	216	31.743	210	48.567		242
7	4:30.981	3:21.502	214	32.167	210	37.312	214		17	3:26.966	2:06.270	214	31.952	211	48.744		
8	1:32.684	24.164	216	31.509	213	37.011	213	242	18	2:40.862	1:20.168	215	31.785	211	48.909		
9	1:32.524	24.240	215	31.501	213	36.783	215	243	19	2:41.818	1:20.367	215	32.100	210	49.351		
10	1:32.508	24.303	215	31.430	213	36.775	215	243									

25 Schmidt, CHE / Haase, DEU

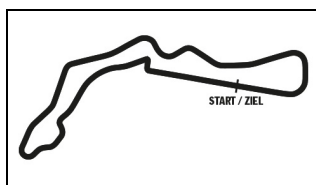
theoretical besttime: 1:31.955

1	3:46.831	2:30.671	151	37.046	202	39.114	213		14	1:33.357	24.320	215	31.776	207	37.261	213	240
2	1:36.870	25.734	213	32.488	209	38.648	212	240	15	1:32.496	24.276	216	31.494	210	36.726	213	240
3	1:32.755	24.322	215	31.507	211	36.926	212	240	16	1:43.854	24.182	216	31.527	210	48.145		242
4	1:32.636	24.246	215	31.462	211	36.928	214	241	17	2:35.515	1:22.098	203	33.013	210	40.404	213	
5	1:32.679	24.243	215	31.564	208	36.872	213	242	18	1:32.791	24.191	217	31.461	211	37.139	213	241

ver: 1.0

www.adac.de/motorsport

Page 4/ 8 printed: 17.5.2019 17:02



ADAC GT Masters

Sector List Free Practice 2

Provisional



Autodrom Most, Length: 4212m

Air temperature: 17.48°C

Track temperature: 17.77°C

Weather condition: Dry

DMSB Reg. Nr.: 125/19

Friday, May 17, 2019 16:00:00

Lap	Time	SE1	SP1	SE2	SP2	SE3	SP3	TSP	Lap	Time	SE1	SP1	SE2	SP2	SE3	SP3	TSP
6	1:32.512	24.158	216	31.431	211	36.923	214	241	19	1:32.609	24.130	216	31.447	211	37.032	213	241
7	1:45.409	24.174	217	32.142	211	49.093		243	20	1:32.647	24.126	217	31.522	211	36.999	212	241
8	6:20.765	5:10.644	212	32.591	209	37.530	212		21	1:32.202	24.120	216	31.389	212	36.693	214	242
9	1:32.640	24.203	215	31.538	209	36.899	212	239	22	1:32.146	23.985	216	31.408	211	36.753	215	243
10	1:32.597	24.251	216	31.483	210	36.863	212	240	23	1:44.913	24.053	217	31.835	211	49.025		243
11	1:32.693	24.193	215	31.406	211	37.094	211	241	24	7:57.371	6:47.544	214	31.712	211	38.115	213	
12	1:45.847	24.544	215	32.303	213	49.000		241	25	1:32.447	24.172	216	31.467	211	36.808	214	242
13	6:34.159	5:22.436	173	32.679	208	39.044	213		26	1:32.043	24.073	216	31.374	213	36.596	214	242

26 Rogivue, CHE / Mücke, DEU

theoretical besttime: 1:32.110

1	3:09.292	53.912	103	59.947	88	1:15.433			14	1:33.152	24.223	217	31.709	212	37.220	214	242
2	2:34.106	1:21.482	191	34.615	206	38.009	214		15	1:35.165	24.178	215	32.012	207	38.975	213	242
3	1:33.739	24.403	215	32.087	210	37.249	214	242	16	1:32.996	24.182	216	31.624	210	37.190	213	242
4	1:33.409	24.398	215	31.868	212	37.143	214	242	17	1:32.678	24.152	216	31.548	213	36.978	214	242
5	1:45.732	24.624	215	32.042	209	49.066		243	18	1:45.100	24.079	216	31.459	211	49.562		243
6	4:49.044	3:36.138	201	34.464	204	38.442	213		19	5:12.619	3:58.277	182	35.500	203	38.842	211	
7	1:32.899	24.368	217	31.834	212	36.697	214	240	20	1:33.547	24.555	216	32.213	211	36.779	214	240
8	1:32.706	24.221	216	31.512	211	36.973	213	241	21	1:32.272	24.124	216	31.370	210	36.778	214	242
9	1:32.786	24.265	216	31.581	212	36.940	214	241	22	1:32.473	24.207	216	31.530	211	36.736	214	242
10	1:32.763	24.177	217	31.807	210	36.779	214	242	23	1:44.600	24.222	216	31.334	214	49.044		243
11	1:44.736	24.146	214	31.704	213	48.886		242	24	7:54.207	6:32.160	210	33.016	206	49.031		
12	5:12.191	3:56.872	192	36.607	200	38.712	211		25	2:29.278	1:20.448	214	31.847	212	36.983	215	
13	1:34.467	24.352	216	32.290	208	37.825	212	240									

28 Feller, CHE / Vanthoor, BEL

theoretical besttime: 1:31.596

1	17:19.039	15:49.514	108	42.688	175	46.837	188		10	1:31.685	24.082	216	31.230	213	36.373	214	243
2	1:50.062	28.389	184	35.993	131	45.680	213	180	11	1:32.192	24.124	217	31.447	212	36.621	213	242
3	1:37.392	26.675	198	32.775	209	37.942	214	144	12	1:44.330	24.262	217	31.583	212	48.485		242
4	1:33.441	24.506	216	31.993	206	36.942	214	242	13	4:51.510	3:32.817	208	38.536	187	40.157	214	
5	1:45.187	32.193	149	35.183	203	37.811	213	179	14	1:32.617	24.209	216	31.735	210	36.673	214	242
6	1:53.033	28.059	144	34.908	209	50.066		199	15	1:32.188	24.292	215	31.461	212	36.435	215	243
7	2:43.209	1:23.265	216	31.699	212	48.245			16	1:31.965	23.995	216	31.242	211	36.728	213	243
8	3:18.823	2:04.800	197	35.208	204	38.815	211		17	1:45.392	24.174	216	31.228	212	49.990		241
9	1:35.183	25.126	214	32.472	207	37.585	214	238									

29 Hofer, AUT / Mies, DEU

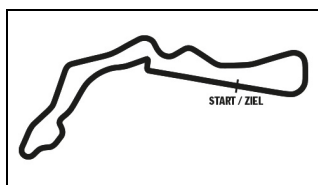
theoretical besttime: 1:31.935

1	2:52.846	1:37.048	163	36.723	201	39.075	212		13	1:32.188	24.130	216	31.348	212	36.710	216	244
2	1:47.036	24.876	215	32.068	210	50.092		240	14	1:45.055	24.431	218	32.009	212	48.615		245
3	3:07.944	1:59.520	216	31.737	210	36.687	215		15	6:23.398	5:02.894	185	41.173	167	39.331	205	
4	1:35.067	26.285	203	31.909	210	36.873	215	243	16	1:36.542	25.557	216	32.342	210	38.643	211	215
5	1:32.215	23.992	216	31.560	209	36.663	214	243	17	1:38.105	25.232	201	34.977	207	37.896	212	235
6	1:34.701	24.008	217	31.468	212	39.225	214	243	18	1:33.240	24.408	216	31.690	212	37.142	213	242
7	1:32.597	24.199	217	31.663	208	36.735	213	242	19	1:32.620	24.404	216	31.455	212	36.761	213	243
8	1:44.244	24.184	217	31.516	212	48.544		242	20	1:43.896	24.280	217	31.286	213	48.330		243
9	11:08.945	9:57.787	213	31.649	211	39.509	214		21	3:24.944	2:16.286	215	31.724	212	36.934	213	
10	1:33.276	24.262	216	32.174	211	36.840	214	243	22	1:44.340	24.303	216	31.517	212	48.520		242
11	1:36.991	24.194	217	31.445	213	41.352	214	243	23	4:44.596	3:35.896	214	31.649	212	37.051	214	
12	1:32.183	24.163	217	31.280	213	36.740	215	243	24	1:32.988	24.421	216	31.499	212	37.068	216	242

31 Niederhauser, CHE / van der Linde, ZAF

theoretical besttime: 1:31.710

1	2:01.941	48.187	181	34.569	202	39.185	211		13	1:33.167	24.171	216	31.874	210	37.122	215	243
2	1:35.718	25.178	208	32.404	208	38.136	213	239	14	1:33.020	24.166	217	31.636	211	37.218	213	244
3	1:33.833	24.293	216	32.149	205	37.391	214	243	15	1:32.501	24.250	217	31.511	210	36.740	214	243
4	1:33.783	24.394	216	32.100	209	37.289	213	243	16	1:32.924	24.142	217	31.758	210	37.024	215	243
5	1:32.734	24.257	216	31.528	211	36.949	215	243	17	1:33.009	24.097	217	31.541	211	37.371	214	243
6	1:50.550	25.505	181	34.438	188	50.607		232	18	1:44.443	24.145	217	31.444	211	48.854		243
7	17:29.198	16:19.959	212	32.091	209	37.148	211		19	2:41.958	1:26.798	141	35.360	201	39.800	210	
8	1:32.429	24.152	216	31.478	210	36.799	214	240	20	1:36.024	25.542	215	32.998	208	37.484	214	240
9	1:32.366	24.048	216	31.568	210	36.750	214	243	21	1:31.992	24.220	216	31.247	211	36.525	215	243
10	1:34.981	24.111	216	31.550	210	39.320	214	243	22	1:31.710	23.974	216	31.244	213	36.492	215	243
11	1:44.476	24.253	216	31.682	209	48.541		242	23	1:45.103	23.980	217	31.261	212	49.862		244
12	2:44.326	1:33.714	215	32.767	209	37.845	213										



ADAC GT Masters

Sector List Free Practice 2



Provisional

Autodrom Most, Length: 4212m

Air temperature: 17.48°C

Track temperature: 17.77°C

Weather condition: Dry

DMSB Reg. Nr.: 125/19

Friday, May 17, 2019 16:00:00

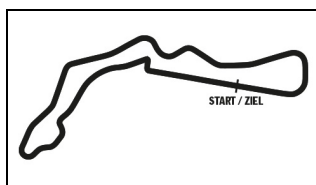
Lap	Time	SE1	SP1	SE2	SP2	SE3	SP3	TSP	Lap	Time	SE1	SP1	SE2	SP2	SE3	SP3	TSP
33 Salaquarda, CZE / Stippler, DEU									theoretical besttime: 1:32.056								
1	8:45.057	7:30.825	159	35.515	206	38.717	213		9	18:34.669	17:22.695	195	34.047	206	37.927	214	
2	1:33.405	24.609	217	31.949	213	36.847	215	242	10	1:34.685	24.376	218	31.722	213	38.587	216	242
3	1:32.825	24.373	219	31.641	213	36.811	215	245	11	1:32.286	24.138	219	31.379	214	36.769	214	244
4	1:32.627	24.387	219	31.678	213	36.562	216	245	12	1:32.315	24.115	219	31.565	213	36.635	217	243
5	1:34.607	24.253	219	31.560	213	38.794	214	245	13	1:35.831	25.579	178	32.756	213	37.496	216	246
6	1:45.378	24.321	219	31.660	213	49.397		243	14	1:32.549	24.210	219	31.514	212	36.825	215	244
7	2:43.936	1:22.347	217	32.284	210	49.305			15	1:45.195	24.178	219	31.547	213	49.470		244
8	2:45.554	1:22.809	216	32.772	210	49.973											

Lap	Time	SE1	SP1	SE2	SP2	SE3	SP3	TSP	Lap	Time	SE1	SP1	SE2	SP2	SE3	SP3	TSP
36 Dienst, DEU / Read, AUS									theoretical besttime: 1:31.893								
1	6:30.668	5:01.875	144	37.268	176	51.525			12	1:35.923	24.718	216	31.982	210	39.223	198	240
2	3:45.770	2:36.561	214	32.106	210	37.103	214		13	1:35.271	25.111	216	32.352	207	37.808	214	231
3	1:32.674	24.203	217	31.509	212	36.962	215	241	14	1:33.244	24.273	216	31.763	209	37.208	215	241
4	1:31.908	24.163	219	31.238	213	36.507	215	242	15	1:34.399	24.308	216	32.578	210	37.513	215	242
5	1:32.471	24.180	218	31.547	212	36.744	215	242	16	1:33.254	24.358	217	31.788	211	37.108	215	242
6	1:32.005	24.153	218	31.281	214	36.571	215	242	17	1:32.918	24.501	218	31.562	213	36.855	217	242
7	1:45.514	24.292	217	32.138	210	49.084		243	18	1:32.719	24.275	218	31.583	213	36.861	216	244
8	2:26.318	1:16.586	195	32.789	212	36.943	215		19	1:33.052	24.267	218	31.859	208	36.926	216	243
9	1:32.002	24.181	217	31.233	214	36.588	215	242	20	1:32.370	24.184	219	31.446	213	36.740	216	243
10	1:52.659	24.383	192	35.239	177	53.037		242	21	1:47.758	25.180	217	32.380	208	50.198		243
11	3:15.911	2:05.360	213	32.645	207	37.906	212										

Lap	Time	SE1	SP1	SE2	SP2	SE3	SP3	TSP	Lap	Time	SE1	SP1	SE2	SP2	SE3	SP3	TSP
47 Dontje, NLD / Götz, DEU									theoretical besttime: 1:31.455								
1	2:57.109	1:30.048	177	35.234	201	51.827			10	1:32.400	24.151	219	31.942	198	36.307	217	244
2	2:59.117	1:24.252	164	40.668	150	54.197			11	1:32.125	24.236	218	31.246	216	36.643	216	244
3	2:42.294	1:22.288	216	32.032	213	47.974			12	1:32.629	24.214	218	31.135	216	37.280	201	244
4	2:29.391	1:20.907	216	31.650	214	36.834	216		13	1:33.084	24.557	219	31.432	213	37.095	215	236
5	1:32.178	24.174	218	31.607	212	36.397	215	244	14	1:32.246	24.235	218	31.378	215	36.633	217	244
6	1:31.801	24.210	218	31.373	213	36.218	217	244	15	1:32.715	24.273	219	31.310	215	37.132	217	244
7	1:31.733	24.102	219	31.370	212	36.261	218	244	16	1:32.773	24.355	200	31.665	214	36.753	217	245
8	1:31.679	24.170	219	31.166	213	36.343	216	244	17	1:43.794	24.290	213	31.771	216	47.733		246
9	1:31.801	24.249	219	31.293	214	36.259	217	243									

Lap	Time	SE1	SP1	SE2	SP2	SE3	SP3	TSP	Lap	Time	SE1	SP1	SE2	SP2	SE3	SP3	TSP
48 Vettel, DEU / Ellis, GBR									theoretical besttime: 1:31.639								
1	2:15.513	50.128	171	35.625	203	49.760			13	1:32.123	24.167	217	31.310	215	36.646	216	243
2	2:43.379	1:22.066	213	32.812	208	48.501			14	1:34.114	23.977	219	31.404	211	38.733	217	244
3	2:50.656	1:27.530	188	34.141	207	48.985			15	1:44.298	23.968	219	31.488	214	48.842		244
4	2:41.936	1:21.162	216	32.252	210	48.522			16	3:33.705	2:20.058	197	33.980	210	39.667	217	
5	2:40.232	1:26.001	178	35.537	182	38.694	213		17	1:33.188	24.165	218	32.348	212	36.675	216	242
6	1:33.272	24.529	217	31.640	209	37.103	216	242	18	1:32.528	24.174	217	31.330	214	37.024	216	243
7	1:32.924	24.515	219	31.435	213	36.974	216	243	19	1:36.861	24.215	218	35.486	213	37.160	216	244
8	1:44.401	24.450	219	31.523	213	48.428		244	20	1:31.930	24.151	218	31.222	214	36.557	217	243
9	3:57.547	2:43.009	189	35.390	203	39.148	208		21	1:31.913	24.141	218	31.255	214	36.517	215	244
10	1:34.148	25.175	217	32.040	210	36.933	217	230	22	1:32.324	24.258	218	31.261	214	36.805	200	243
11	1:32.229	24.305	217	31.305	213	36.619	217	242	23	2:00.592	27.952	166	36.667	156	55.973		188
12	1:34.174	24.170	218	31.154	214	38.850	215	242									

Lap	Time	SE1	SP1	SE2	SP2	SE3	SP3	TSP	Lap	Time	SE1	SP1	SE2	SP2	SE3	SP3	TSP
63 Bortolotti, ITA / Engelhart, DEU									theoretical besttime: 1:31.631								
1	1:56.339	39.525	190	35.966	192	40.848	212		13	1:32.731	24.239	217	31.219	215	37.273	214	242
2	1:36.109	24.953	215	32.801	208	38.355	215	241	14	1:44.428	24.305	217	31.740	213	48.383		243
3	1:35.079	24.263	216	31.494	212	39.322	217	242	15	2:40.778	1:20.510	217	31.823	213	48.445		
4	1:31.993	24.142	217	31.073	214	36.778	216	243	16	10:26.878	9:17.708	214	31.926	210	37.244	214	
5	1:32.173	24.069	217	31.422	213	36.682	215	244	17	1:32.710	24.307	217	31.413	212	36.990	214	242
6	1:32.275	24.118	216	31.409	213	36.748	216	243	18	1:32.370	24.115	218	31.392	213	36.863	214	243
7	1:32.126	23.876	218	31.449	216	36.801	216	243	19	1:32.617	24.425	219	31.368	214	36.824	216	242
8	1:43.773	24.085	219	31.576	213	48.112		244	20	1:45.387	24.005	219	32.165	203	49.217		243
9	4:06.722	2:57.605	216	31.906	212	37.211	215		21	3:22.521	2:13.695	214	31.821	213	37.005	215	
10	1:32.443	24.253	218	31.370	213	36.820	213	242	22	1:32.390	24.087	217	31.460	213	36.843	214	243
11	1:32.421	24.225	218	31.377	213	36.819	215	242	23	1:32.466	24.060	217	31.592	213	36.814	217	242
12	1:33.773	24.223	217	31.595	212	37.955	213	243	24	1:50.393	24.186	217	33.154	198	53.053		244



ADAC GT Masters



Sector List Free Practice 2

Provisional

Autodrom Most, Length: 4212m

Air temperature: 17.48°C

Track temperature: 17.77°C

Weather condition: Dry

DMSB Reg. Nr.: 125/19

Friday, May 17, 2019 16:00:00

Lap	Time	SE1	SP1	SE2	SP2	SE3	SP3	TSP	Lap	Time	SE1	SP1	SE2	SP2	SE3	SP3	TSP
69 Slooten, DEU / Luhr, DEU									theoretical besttime: 1:32.371								
1	2:13.527	41.178	157	38.080	157	54.269			16	1:32.854	24.173	217	31.512	210	37.169	213	240
2	2:32.618	1:22.460	215	32.393	208	37.765	213		17	1:32.734	24.300	218	31.532	208	36.902	216	239
3	1:33.392	24.487	216	31.612	208	37.293	214	239	18	1:32.634	24.099	218	31.590	210	36.945	213	241
4	1:33.284	24.378	216	31.749	210	37.157	215	240	19	1:32.718	24.206	218	31.574	210	36.938	215	242
5	1:33.197	24.258	216	31.902	208	37.037	214	241	20	1:32.572	24.212	219	31.449	210	36.911	214	241
6	1:33.124	24.194	216	31.707	210	37.223	214	241	21	1:45.216	24.516	217	31.714	208	48.986		241
7	1:33.294	24.272	218	31.674	211	37.348	213	240	22	2:45.919	1:29.751	176	37.132	203	39.036	212	
8	1:33.118	24.266	218	31.494	210	37.358	214	241	23	1:35.808	24.522	217	32.861	203	38.425	210	239
9	1:33.058	24.234	218	31.737	208	37.087	214	241	24	1:35.091	24.455	217	32.216	207	38.420	211	238
10	1:32.950	24.340	217	31.561	210	37.049	214	240	25	1:35.081	24.469	217	32.475	207	38.137	211	237
11	1:45.517	24.532	218	31.991	210	48.994		241	26	1:34.611	24.511	217	32.135	208	37.965	211	238
12	2:44.675	1:31.637	151	34.285	204	38.753	213		27	1:34.677	24.480	217	32.126	208	38.071	207	238
13	1:33.925	24.715	216	32.284	209	36.926	214	240	28	1:36.453	26.185	215	32.313	208	37.955	210	205
14	1:32.612	24.340	217	31.448	209	36.824	214	241	29	1:34.847	24.579	216	32.268	209	38.000	213	238
15	1:33.185	24.310	217	31.708	209	37.167	213	241	30	1:48.104	24.464	218	32.212	209	51.428		240

Lap	Time	SE1	SP1	SE2	SP2	SE3	SP3	TSP	Lap	Time	SE1	SP1	SE2	SP2	SE3	SP3	TSP
71 Paul, DEU / Reicher, AUT									theoretical besttime: 1:31.873								
1	2:28.286	55.035	161	37.975	196	55.276			18	1:46.929	24.736	217	32.102	207	50.091		244
2	2:36.404	1:24.087	203	33.760	203	38.557	211		19	3:10.789	1:58.994	177	33.723	204	38.072	212	
3	1:44.822	31.957	88	35.075	209	37.790	213	240	20	1:36.059	25.862	183	32.611	208	37.586	214	242
4	1:33.383	24.358	216	31.809	212	37.216	214	242	21	1:33.223	24.200	216	31.961	210	37.062	213	243
5	1:34.056	24.591	216	31.829	212	37.636	213	244	22	1:32.622	24.113	217	31.533	211	36.976	214	243
6	1:36.733	27.279	198	32.040	210	37.414	213	242	23	1:35.505	25.480	185	32.839	210	37.186	213	243
7	1:35.797	25.265	201	33.033	207	37.499	214	243	24	1:34.391	24.256	218	32.545	198	37.590	213	243
8	1:33.397	24.298	217	31.901	210	37.198	214	243	25	1:32.896	24.141	218	31.713	213	37.042	213	242
9	1:33.615	24.322	218	31.950	210	37.343	215	243	26	1:32.554	24.055	217	31.579	213	36.920	214	243
10	1:33.832	24.572	218	31.989	210	37.271	214	244	27	1:32.616	24.168	217	31.642	212	36.806	214	243
11	1:33.609	24.414	217	31.931	210	37.264	213	244	28	1:32.522	24.149	217	31.630	212	36.743	213	243
12	1:33.631	24.492	217	31.952	210	37.187	213	243	29	1:45.753	24.159	218	31.761	211	49.833		243
13	1:45.675	24.332	216	31.846	211	49.497		242	30	3:19.832	2:10.988	216	31.862	212	36.982	214	
14	3:12.896	2:00.294	171	34.216	205	38.386	213		31	1:36.417	24.129	218	31.451	213	40.837	212	243
15	1:33.883	24.438	216	31.912	210	37.533	214	242	32	1:32.275	24.005	219	31.572	211	36.698	214	242
16	1:33.544	24.307	216	32.050	210	37.187	215	243	33	1:31.939	24.071	219	31.280	214	36.588	215	244
17	1:33.115	24.259	217	31.716	212	37.140	214	243	34	1:48.043	24.718	206	32.580	211	50.745		244

Lap	Time	SE1	SP1	SE2	SP2	SE3	SP3	TSP	Lap	Time	SE1	SP1	SE2	SP2	SE3	SP3	TSP
77 Pommer, DEU / Kirchhöfer, DEU									theoretical besttime: 1:31.430								
1	3:26.184	2:10.753	201	35.186	208	40.245	212		15	2:38.405	1:22.237	171	35.818	213	40.350	215	
2	1:45.368	24.508	221	32.397	211	48.463		242	16	1:32.888	24.102	223	31.599	216	37.187	218	247
3	2:41.014	1:20.590	221	31.776	213	48.648			17	1:43.724	24.052	224	31.435	216	48.237		250
4	2:41.880	1:21.143	223	32.102	211	48.635			18	1:47.307	38.334	222	31.794	213	37.179	219	
5	3:45.476	2:24.649	146	39.977	199	40.850	210		19	1:32.468	24.053	224	31.247	216	37.168	216	247
6	1:36.668	25.401	216	33.419	211	37.848	217	243	20	1:32.174	23.911	224	31.186	216	37.077	217	245
7	1:31.963	23.786	224	31.407	213	36.770	217	246	21	1:32.634	24.143	224	31.414	212	37.077	215	248
8	1:31.858	23.728	224	31.464	210	36.666	220	247	22	1:38.337	26.218	157	32.836	212	39.283	218	247
9	1:31.616	23.696	223	31.339	214	36.581	218	247	23	1:32.498	24.046	223	31.415	217	37.037	217	246
10	1:31.914	23.663	223	31.281	216	36.970	217	248	24	1:32.647	24.011	225	31.512	216	37.124	217	248
11	1:45.507	23.805	214	33.168	217	48.534		247	25	1:43.766	23.985	225	31.552	220	48.229		250
12	4:19.109	3:09.081	220	32.440	213	37.588	220		26	2:29.835	1:20.401	220	32.175	214	37.259	217	
13	1:31.868	23.715	223	31.391	211	36.762	216	248	27	3:15.447	30.581	212	38.077	114	2:06.789		249
14	1:43.297	23.736	224	31.771	212	47.790		248									

Lap	Time	SE1	SP1	SE2	SP2	SE3	SP3	TSP	Lap	Time	SE1	SP1	SE2	SP2	SE3	SP3	TSP
82 Ineichen, CHE / Perera, FRA									theoretical besttime: 1:32.561								
1	1:59.031	40.727	162	37.046	196	41.258	211		20	1:34.012	24.575	218	32.023	212	37.414	213	242
2	1:35.346	25.248	215	32.342	210	37.756	213	240	21	1:34.091	24.630	217	31.930	210	37.531	213	243
3	1:34.680	24.502	218	31.911	209	38.267	213	241	22	1:45.712	24.613	218	31.865	210	49.234		242
4	1:34.578	25.134	216	32.233	211	37.211	213	240	23	2:32.083	1:20.916	215	33.209	210	37.958	213	
5	1:33.075	24.289	216	31.750	211	37.036	213	242	24	1:33.926	24.646	218	31.828	211	37.452	213	242
6	1:33.277	24.333	217	31.744	210	37.200	212	243	25	1:33.388	24.448	219	31.662	213	37.278	213	242
7	1:33.960	24.398	217	31.838	210	37.724	208	241	26	1:37.641	24.483	219	34.502	202	38.656	216	243
8	1:33.764	24.424	218	31.892	210	37.448	210	239	27	1:35.729	24.470	219	31.238	216	40.021	213	243
9	1:33.924	24.330	217	31.905	209	37.689	213	241	28	1:32.965	24.381	219	31.464	216	37.120	215	243
10	1:34.472	24.637	217	32.321	210	37.514	213	242	29	1:32.904	24.490	218	31.318	214	37.096	214	243

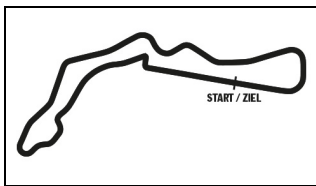
ver: 1.0

www.adac.de/motorsport

Page 7 / 8 printed: 17.5.2019 17:02

ADAC Vorteilsprogramm





ADAC GT Masters

Sector List Free Practice 2

Provisional



Autodrom Most, Length: 4212m

Air temperature: 17.48°C

Track temperature: 17.77°C

Weather condition: Dry

DMSB Reg. Nr.: 125/19

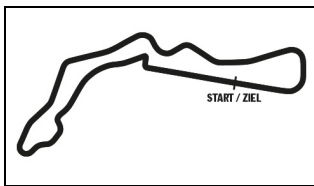
Friday, May 17, 2019 16:00:00

Lap	Time	SE1	SP1	SE2	SP2	SE3	SP3	TSP	Lap	Time	SE1	SP1	SE2	SP2	SE3	SP3	TSP
11	1:33.947	24.453	219	31.899	210	37.595	214	241	30	1:32.922	24.366	219	31.406	213	37.150	214	243
12	1:34.749	25.147	217	32.141	210	37.461	214	243	31	1:35.444	24.458	219	31.668	212	39.318	213	242
13	1:33.995	24.439	218	32.089	210	37.467	213	242	32	1:33.146	24.616	219	31.496	214	37.034	215	242
14	1:33.616	24.482	218	31.782	211	37.352	212	242	33	1:32.952	24.388	219	31.478	214	37.086	215	244
15	1:33.975	24.503	216	32.059	206	37.413	212	241	34	1:45.712	24.482	219	31.418	214	49.812		244
16	1:33.648	24.470	217	31.824	210	37.354	213	241	35	2:31.399	1:21.519	216	32.458	212	37.422	215	
17	1:34.357	24.761	216	32.101	210	37.495	214	242	36	1:34.719	24.640	219	31.975	209	38.104	212	243
18	1:37.550	24.522	218	33.130	198	39.898	210	242	37	1:35.099	24.769	217	31.927	211	38.403	213	242
19	1:33.816	24.503	218	31.899	211	37.414	214	241									

99 Keilwitz, DEU / Martin, BEL

theoretical besttime: 1:32.155

1	2:19.013	58.915	154	39.025	199	41.073	209		17	1:33.151	24.250	217	31.716	210	37.185	213	243
2	1:35.734	25.105	216	32.551	208	38.078	212	238	18	1:33.200	24.242	216	31.655	212	37.303	214	243
3	1:35.067	24.919	216	32.079	209	38.069	213	241	19	1:32.935	24.175	217	31.704	210	37.056	215	242
4	1:34.203	24.765	216	32.152	209	37.286	215	242	20	1:33.155	24.253	217	31.862	212	37.040	215	242
5	1:44.540	24.398	216	31.775	213	48.367		243	21	1:33.291	24.324	216	31.990	211	36.977	214	243
6	3:48.743	2:17.542	163	43.400	163	47.801	187		22	1:44.806	24.395	217	31.787	210	48.624		242
7	1:53.478	29.142	177	38.904	190	45.432	191	204	23	2:48.771	1:39.128	217	32.233	211	37.410	214	
8	1:45.125	29.675	191	37.421	201	38.029	214	206	24	1:32.893	24.198	217	31.662	211	37.033	213	243
9	1:32.766	24.292	217	31.653	211	36.821	215	242	25	1:32.857	24.220	217	31.663	210	36.974	215	242
10	1:32.436	24.197	217	31.513	212	36.726	215	243	26	1:33.602	24.420	216	31.676	211	37.506	214	243
11	1:32.528	23.994	219	31.605	212	36.929	216	244	27	1:32.526	24.240	217	31.435	210	36.851	214	242
12	1:45.788	24.202	217	31.646	211	49.940		244	28	1:32.876	24.326	216	31.586	210	36.964	214	243
13	3:26.788	2:16.655	210	32.739	209	37.394	213		29	1:44.279	24.250	216	31.673	210	48.356		242
14	1:33.393	24.360	215	31.894	209	37.139	214	241	30	2:31.023	1:21.053	216	31.792	212	38.178	213	
15	1:33.007	24.182	216	31.688	210	37.137	214	242	31	1:33.016	24.367	217	31.772	211	36.877	216	242
16	1:32.995	24.248	216	31.695	211	37.052	214	243	32	1:44.161	24.296	217	31.691	212	48.174		244



ADAC GT Masters

Top speed list Free Practice 2



Provisional

Autodrom Most, Length: 4212m

Air temperature: 17.48°C

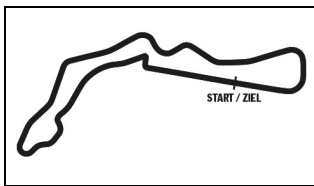
Track temperature: 17.77°C

Weather condition: Dry

DMSB Reg. Nr.: 125/19

Friday, May 17, 2019 16:00:00

#	Name (NAT)	Team	Car name	Speed	Lap	Race time
14	Jens Klingmann (DEU)	MRS GT-Racing (DEU)	BMW M6 GT3	251.16	18	31:27.488
77	Markus Pommer (DEU)	Callaway Competition (DEU)	Corvette C7 GT3-R	250.58	17	35:39.351
13	David Jahn (DEU)	RWT Racing (AUT)	Corvette C7 GT3-R	249.42	14	30:23.317
47	Maximilian Götz (DEU)	MANN-FILTER Team HTP (DEU)	Mercedes-AMG GT3	246.57	17	29:39.497
3	Maximilian Hackländer (DEU)	Aust Motorsport (DEU)	Audi R8 LMS GT3	246.01	19	30:36.832
33	Filip Salaquarda (CZE)	Team ISR (CZE)	Audi R8 LMS GT3	246.01	13	45:31.772
29	Christopher Mies (DEU)	Montaplast by Land-Motorsport (DEU)	Audi R8 LMS GT3	245.45	14	33:14.677
12	Mattia Drudi (ITA)	EFP Car Collection by TECE	Audi R8 LMS GT3	244.89	7	11:30.962
4	Christopher Dreyspring (DEU)	Aust Motorsport (DEU)	Audi R8 LMS GT3	244.89	8	11:36.211
71	Simon Reicher (AUT)	T3 Motorsport	Audi R8 LMS GT3	244.89	11	17:54.787
99	Daniel Keilwitz (DEU)	PROpeak Performance	Aston Martin Vantage AMR GT3	244.89	11	19:25.562
63	Mirko Bortolotti (ITA)	ORANGE1 by GRT Grasser (AUT)	Lamborghini Huracan GT3 EVO	244.34	5	6:43.968
48	Fabian Vettel (DEU)	MANN-FILTER Team HTP (DEU)	Mercedes-AMG GT3	244.34	8	16:22.369
11	Pierre Kaffer (DEU)	EFP Car Collection by TECE	Audi R8 LMS GT3	244.34	12	20:01.094
8	Carrie Schreiner (DEU)	HCB-Rutronik-Racing	Audi R8 LMS GT3	244.34	20	31:40.265
19	Michele Beretta (ITA)	ORANGE1 by GRT Grasser (AUT)	Lamborghini Huracan GT3 EVO	244.34	22	35:32.023
24	Mike David Ortmann (DEU)	BWT Mücke Motorsport (DEU)	Audi R8 LMS GT3	244.34	12	35:52.334
36	Aidan Read (AUS)	Schütz Motorsport (DEU)	Mercedes-AMG GT3	244.34	18	36:47.359
31	Patric Niederhauser (CHE)	HCB-Rutronik-Racing	Audi R8 LMS GT3	244.34	14	38:23.960
82	Franck Perera (FRA)	ORANGE1 by GRT Grasser (AUT)	Lamborghini Huracan GT3 EVO	244.34	33	51:54.174
20	Kelvin Snoeks (NLD)	Team ZAKSPEED BKK Mobil Oil Racing (DEU)	Mercedes-AMG GT3	244.34	17	53:21.381
21	Jeroen Bleekemolen (NLD)	Team ZAKSPEED BKK Mobil Oil Racing (DEU)	Mercedes-AMG GT3	244.34	23	58:11.069
26	Stefan Mücke (DEU)	BWT Mücke Motorsport (DEU)	Audi R8 LMS GT3	243.79	18	36:26.337
28	Dries Vanthoor (BEL)	Montaplast by Land-Motorsport (DEU)	Audi R8 LMS GT3	243.79	15	44:52.175
25	Christopher Haase (DEU)	BWT Mücke Motorsport (DEU)	Audi R8 LMS GT3	243.79	22	46:18.333
7	Sebastian Asch (DEU)	HB Racing (AUT)	Ferrari 488 GT3	243.24	5	8:29.329
17	Timo Bernhard (DEU)	KÜS TEAM75 Bernhard (DEU)	Porsche 911 GT3 R	243.24	17	33:21.951
1	Robert Renauer (DEU)	Precote Herberth Motorsport (DEU)	Porsche 911 GT3 R	242.69	7	14:32.734
18	Adrien de Leener (BEL)	KÜS TEAM75 Bernhard (DEU)	Porsche 911 GT3 R	242.69	33	56:32.127
69	Lucas Luhr (DEU)	Iron Force Racing	Porsche 911 GT3 R	242.15	19	31:04.185



ADAC GT Masters

Pit Stops Free Practice 2



Provisional

DMSB Reg. Nr.: 125/19

Autodrom Most, Length: 4212m

Air temperature: 17.48°C

Track temperature: 17.77°C

Weather condition: Dry

Friday, May 17, 2019 16:00:00

Nr	Driver in	Day time in	Time in	Driver out	Day time out	Time out	Nett Time
69	Lucas Luhr	16:02:00.508	2:00.312	Lucas Luhr	16:03:11.667	3:11.471	1:11.159
48	Fabian Vettel	16:02:02.647	2:02.451	Fabian Vettel	16:03:12.722	3:12.526	1:10.075
20	Mick Wishofer	16:02:13.480	2:13.284	Mick Wishofer	16:03:23.784	3:23.588	1:10.304
71	Maximilian Paul	16:02:15.386	2:15.190	Maximilian Paul	16:03:26.941	3:26.745	1:11.555
7	Sebastian Asch	16:02:20.058	2:19.862	Sebastian Asch	16:03:38.612	3:38.416	1:18.554
17	Timo Bernhard	16:02:21.190	2:20.994	Timo Bernhard	16:04:26.469	4:26.273	2:05.279
47	Indy Dontje	16:02:44.372	2:44.176	Maximilian Götz	16:03:54.630	3:54.434	1:10.258
14	Nicolai Sylvest	16:02:46.154	2:45.958	Nicolai Sylvest	16:03:55.994	3:55.798	1:09.840
26	Nikolaj Rogivue	16:02:55.838	2:55.642	Nikolaj Rogivue	16:04:05.785	4:05.589	1:09.947
29	Christopher Mies	16:04:26.937	4:26.741	Christopher Mies	16:06:16.203	6:16.007	1:49.266
48	Fabian Vettel	16:04:46.163	4:45.967	Fabian Vettel	16:05:56.223	5:56.027	1:10.060
77	Markus Pommer	16:04:58.660	4:58.464	Markus Pommer	16:06:09.012	6:08.816	1:10.352
14	Nicolai Sylvest	16:05:33.787	5:33.591	Nicolai Sylvest	16:06:48.945	6:48.749	1:15.158
47	Maximilian Götz	16:05:43.553	5:43.357	Indy Dontje	16:06:53.848	6:53.652	1:10.295
36	Marvin Dienst	16:06:17.910	6:17.714	Marvin Dienst	16:08:42.152	8:41.956	2:24.242
12	Mattia Drudi	16:06:45.535	6:45.339	Mattia Drudi	16:08:18.810	8:18.614	1:33.275
20	Mick Wishofer	16:06:47.840	6:47.644	Mick Wishofer	16:22:25.387	22:25.191	15:37.547
21	Jeroen Bleekemolen	16:07:05.173	7:04.977	Jeroen Bleekemolen	16:23:17.343	23:17.147	16:12.170
48	Fabian Vettel	16:07:36.748	7:36.552	Philip Ellis	16:08:46.896	8:46.700	1:10.148
77	Markus Pommer	16:07:39.710	7:39.514	Markus Pommer	16:08:50.536	8:50.340	1:10.826
47	Indy Dontje	16:08:25.820	8:25.624	Maximilian Götz	16:09:35.914	9:35.718	1:10.094
99	Daniel Keilwitz	16:08:35.838	8:35.642	Daniel Keilwitz	16:10:34.573	10:34.377	1:58.735
31	Kelvin van der Linde	16:09:55.574	9:55.378	Kelvin van der Linde	16:26:04.176	26:03.980	16:08.602
48	Philip Ellis	16:10:18.754	10:18.558	Philip Ellis	16:11:28.970	11:28.774	1:10.216
77	Markus Pommer	16:10:21.596	10:21.400	Marvin Kirchhöfer	16:12:25.772	12:25.576	2:04.176
26	Nikolaj Rogivue	16:10:23.137	10:22.941	Nikolaj Rogivue	16:13:46.568	13:46.372	3:23.431
17	Timo Bernhard	16:10:34.534	10:34.338	Timo Bernhard	16:13:35.760	13:35.564	3:01.226
13	David Jahn	16:10:35.063	10:34.867	David Jahn	16:14:28.228	14:28.032	3:53.165
63	Mirko Bortolotti	16:12:46.820	12:46.624	Christian Engelhart	16:15:33.503	15:33.307	2:46.683
12	Mattia Drudi	16:12:58.319	12:58.123	Mattia Drudi	16:15:09.713	15:09.517	2:11.394
25	Jeffrey Schmidt	16:13:06.580	13:06.384	Jeffrey Schmidt	16:18:05.818	18:05.622	4:59.238
11	Elia Erhart	16:13:33.391	13:33.195	Pierre Kaffer	16:15:11.642	15:11.446	1:38.251
7	Sebastian Asch	16:14:36.864	14:36.668	Sebastian Asch	16:16:42.414	16:42.218	2:05.550
29	Christopher Mies	16:15:33.740	15:33.544	Christopher Mies	16:25:20.676	25:20.480	9:46.936
33	Filip Salaquarda	16:16:30.776	16:30.580	Frank Stippler	16:17:41.309	17:41.113	1:10.533
1	Robert Renauer	16:17:35.810	17:35.614	Robert Renauer	16:19:54.877	19:54.681	2:19.067
48	Fabian Vettel	16:17:49.561	17:49.365	Fabian Vettel	16:20:16.795	20:16.599	2:27.234
36	Marvin Dienst	16:17:58.313	17:58.117	Marvin Dienst	16:19:03.371	19:03.175	1:05.058
69	Lucas Luhr	16:18:44.090	18:43.894	Lucas Luhr	16:19:58.975	19:58.779	1:14.885
19	Michele Beretta	16:19:03.891	19:03.695	Michele Beretta	16:20:14.174	20:13.978	1:10.283
33	Frank Stippler	16:19:14.703	19:14.507	Filip Salaquarda	16:20:25.952	20:25.756	1:11.249
3	Remo Lips	16:19:44.653	19:44.457	Remo Lips	16:21:09.667	21:09.471	1:25.014
18	Adrien de Leener	16:19:51.744	19:51.548	Adrien de Leener	16:21:01.799	21:01.603	1:10.055
8	Dennis Marschall	16:20:48.265	20:48.069	Carrie Schreiner	16:22:00.209	22:00.013	1:11.944

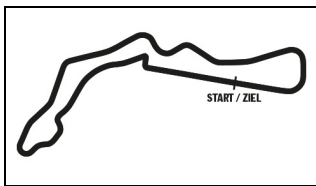
ver: 1.0

www.adac.de/motorsport

Page 1 / 4 printed: 17.5.2019 17:02

ADAC Vorteilsprogramm





ADAC GT Masters

Pit Stops Free Practice 2



Provisional

DMSB Reg. Nr.: 125/19

Autodrom Most, Length: 4212m
 Air temperature: 17.48°C
 Track temperature: 17.77°C
 Weather condition: Dry

Friday, May 17, 2019 16:00:00

Nr	Driver in	Day time in	Time in	Driver out	Day time out	Time out	Nett Time
33	Filip Salaquarda	16:22:00.269	22:00.073	Filip Salaquarda	16:39:08.378	39:08.182	17:08.109
13	David Jahn	16:22:09.020	22:08.824	David Jahn	16:27:14.957	27:14.761	5:05.937
99	Daniel Keilwitz	16:22:26.691	22:26.495	Maxime Martin	16:24:31.980	24:31.784	2:05.289
71	Simon Reicher	16:22:30.324	22:30.128	Simon Reicher	16:24:14.157	24:13.961	1:43.833
12	Mattia Drudi	16:22:56.862	22:56.666	Florian Spengler	16:25:01.879	25:01.683	2:05.017
17	Timo Bernhard	16:23:05.346	23:05.150	Timo Bernhard	16:25:30.409	25:30.213	2:25.063
26	Nikolaj Rogivue	16:23:08.029	23:07.833	Stefan Mücke	16:26:50.111	26:49.915	3:42.082
77	Marvin Kirchhöfer	16:23:36.619	23:36.423	Marvin Kirchhöfer	16:26:35.467	26:35.271	2:58.848
36	Marvin Dienst	16:23:49.291	23:49.095	Aidan Read	16:25:43.408	25:43.212	1:54.117
7	Sebastian Asch	16:24:29.155	24:28.959	Sebastian Asch	16:26:43.034	26:42.838	2:13.879
11	Pierre Kaffer	16:24:32.498	24:32.302	Pierre Kaffer	16:26:15.469	26:15.273	1:42.971
63	Christian Engelhart	16:24:49.405	24:49.209	Christian Engelhart	16:25:59.647	25:59.451	1:10.242
24	Markus Winkelhock	16:24:53.666	24:53.470	Mike David Ortmann	16:28:03.470	28:03.274	3:09.804
4	Christopher Dreyspring	16:25:30.777	25:30.581	Arlind Hoti	16:26:44.660	26:44.464	1:13.883
14	Nicolai Sylvest	16:25:33.140	25:32.944	Jens Klingmann	16:26:43.434	26:43.238	1:10.294
28	Dries Vanthoor	16:25:45.201	25:45.005	Ricardo Feller	16:26:56.030	26:55.834	1:10.829
25	Jeffrey Schmidt	16:25:51.119	25:50.923	Jeffrey Schmidt	16:30:56.881	30:56.685	5:05.762
20	Mick Wishofer	16:27:24.783	27:24.587	Kelvin Snoeks	16:32:10.251	32:10.055	4:45.468
63	Christian Engelhart	16:27:30.172	27:29.976	Christian Engelhart	16:36:37.199	36:37.003	9:07.027
28	Ricardo Feller	16:28:28.420	28:28.224	Ricardo Feller	16:30:20.381	30:20.185	1:51.961
1	Robert Renauer	16:29:29.107	29:28.911	Thomas Preining	16:30:41.627	30:41.431	1:12.520
47	Maximilian Götz	16:31:06.199	31:06.003				
77	Marvin Kirchhöfer	16:31:10.920	31:10.724	Marvin Kirchhöfer	16:32:21.639	32:21.443	1:10.719
21	Jeroen Bleekemolen	16:31:17.332	31:17.136	Jimmy Eriksson	16:34:25.253	34:25.057	3:07.921
48	Fabian Vettel	16:31:18.193	31:17.997	Fabian Vettel	16:33:23.769	33:23.573	2:05.576
71	Simon Reicher	16:32:10.723	32:10.527	Simon Reicher	16:33:55.778	33:55.582	1:45.055
11	Pierre Kaffer	16:32:31.909	32:31.713	Pierre Kaffer	16:33:42.284	33:42.088	1:10.375
19	Marco Mapelli	16:32:43.443	32:43.247	Marco Mapelli	16:33:53.612	33:53.416	1:10.169
7	Sebastian Asch	16:33:00.374	33:00.178	Sebastian Asch	16:35:38.160	35:37.964	2:37.786
13	David Jahn	16:33:22.513	33:22.317	David Jahn	16:34:32.709	34:32.513	1:10.196
31	Kelvin van der Linde	16:33:48.936	33:48.740	Patric Niederhauser	16:35:10.342	35:10.146	1:21.406
12	Florian Spengler	16:34:25.434	34:25.238	Florian Spengler	16:35:32.339	35:32.143	1:06.905
14	Jens Klingmann	16:34:26.606	34:26.410	Jens Klingmann	16:36:20.135	36:19.939	1:53.529
29	Christopher Mies	16:34:42.323	34:42.127	Max Hofer	16:39:27.279	39:27.083	4:44.956
82	Rolf Ineichen	16:34:56.421	34:56.225	Franck Perera	16:36:06.455	36:06.259	1:10.034
3	Maximilian Hackländer	16:35:15.752	35:15.556	Maximilian Hackländer	16:36:25.435	36:25.239	1:09.683
69	Lucas Luhr	16:35:37.213	35:37.017	Jan-Erik Slooten	16:36:55.216	36:55.020	1:18.003
13	David Jahn	16:36:02.169	36:01.973	Sven Barth	16:37:12.503	37:12.307	1:10.334
1	Thomas Preining	16:36:50.122	36:49.926	Thomas Preining	16:42:18.221	42:18.025	5:28.099
19	Michele Beretta	16:36:59.859	36:59.663	Michele Beretta	16:38:09.881	38:09.685	1:10.022
77	Markus Pommer	16:37:05.905	37:05.709	Markus Pommer	16:37:34.214	37:34.018	28.309
25	Jeffrey Schmidt	16:37:14.994	37:14.798	Christopher Haase	16:38:25.164	38:24.968	1:10.170
26	Stefan Mücke	16:37:53.843	37:53.647	Nikolaj Rogivue	16:41:37.848	41:37.652	3:44.005
17	Timo Bernhard	16:37:56.976	37:56.780	Klaus Bachler	16:42:07.652	42:07.456	4:10.676

ver: 1.0

www.adac.de/motorsport

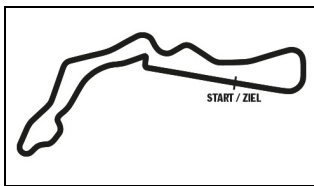
Page 2/ 4 printed: 17.5.2019 17:02

ADAC Vorteilsprogramm



Audi Sport





ADAC GT Masters

Pit Stops Free Practice 2



Provisional

Autodrom Most, Length: 4212m

Air temperature: 17.48°C

Track temperature: 17.77°C

Weather condition: Dry

DMSB Reg. Nr.: 125/19

Friday, May 17, 2019 16:00:00

Nr	Driver in	Day time in	Time in	Driver out	Day time out	Time out	Nett Time
28	Ricardo Feller	16:38:10.659	38:10.463	Dries Vanthoor	16:41:32.195	41:31.999	3:21.536
14	Jens Klingmann	16:38:25.819	38:25.623	Jens Klingmann	16:43:48.220	43:48.024	5:22.401
18	Matteo Cairoli	16:39:35.128	39:34.932	Adrien de Leener	16:40:47.398	40:47.202	1:12.270
19	Michele Beretta	16:39:43.611	39:43.415	Michele Beretta	16:40:53.976	40:53.780	1:10.365
99	Maxime Martin	16:40:03.469	40:03.273	Maxime Martin	16:41:29.514	41:29.318	1:26.045
13	Sven Barth	16:40:16.851	40:16.655	Sven Barth	16:41:27.514	41:27.318	1:10.663
12	Florian Spengler	16:41:45.359	41:45.163				
18	Adrien de Leener	16:42:19.160	42:18.964	Adrien de Leener	16:43:29.688	43:29.492	1:10.528
19	Michele Beretta	16:42:25.772	42:25.576				
8	Carrie Schreiner	16:42:38.483	42:38.287	Carrie Schreiner	16:45:01.558	45:01.362	2:23.075
36	Aidan Read	16:42:55.802	42:55.606				
24	Mike David Ortmann	16:43:29.217	43:29.021	Mike David Ortmann	16:45:25.162	45:24.966	1:55.945
63	Christian Engelhart	16:44:20.155	44:19.959	Mirko Bortolotti	16:46:23.798	46:23.602	2:03.643
13	Sven Barth	16:44:29.636	44:29.440				
18	Adrien de Leener	16:44:59.765	44:59.569	Adrien de Leener	16:46:09.688	46:09.492	1:09.923
20	Kelvin Snoeks	16:45:04.054	45:03.858	Kelvin Snoeks	16:50:09.359	50:09.163	5:05.305
7	Sebastian Asch	16:45:07.846	45:07.650	Luca Ludwig	16:46:49.991	46:49.795	1:42.145
31	Patric Niederhauser	16:46:02.199	46:02.003	Patric Niederhauser	16:47:13.087	47:12.891	1:10.888
11	Elia Erhart	16:46:07.607	46:07.411				
48	Philip Ellis	16:46:11.236	46:11.040				
24	Mike David Ortmann	16:46:56.347	46:56.151	Mike David Ortmann	16:48:06.243	48:06.047	1:09.896
21	Jimmy Eriksson	16:47:02.283	47:02.087	Jeroen Bleekemolen	16:49:51.288	49:51.092	2:49.005
3	Maximilian Hackländer	16:47:15.738	47:15.542	Remo Lips	16:48:26.473	48:26.277	1:10.735
18	Adrien de Leener	16:47:44.091	47:43.895	Adrien de Leener	16:48:41.039	48:40.843	56.948
29	Max Hofer	16:49:10.160	49:09.964	Max Hofer	16:51:15.892	51:15.696	2:05.732
25	Christopher Haase	16:49:17.812	49:17.616	Christopher Haase	16:55:54.459	55:54.263	6:36.647
28	Dries Vanthoor	16:49:24.261	49:24.065				
26	Nikolaj Rogivue	16:49:29.356	49:29.160	Nikolaj Rogivue	16:55:50.116	55:49.920	6:20.760
24	Mike David Ortmann	16:49:37.185	49:36.989	Mike David Ortmann	16:50:47.437	50:47.241	1:10.252
77	Markus Pommer	16:49:57.672	49:57.476	Marvin Kirchhöfer	16:51:07.753	51:07.557	1:10.081
33	Filip Salaquarda	16:50:07.838	50:07.642				
4	Arlind Hoti	16:50:24.619	50:24.423	Christopher Dreyspring	16:56:48.778	56:48.582	6:24.159
71	Maximilian Paul	16:51:09.501	51:09.305	Maximilian Paul	16:53:09.407	53:09.211	1:59.906
69	Jan-Erik Slooten	16:51:17.618	51:17.422				
7	Luca Ludwig	16:51:28.164	51:27.968	Luca Ludwig	16:53:16.351	53:16.155	1:48.187
24	Mike David Ortmann	16:52:19.010	52:18.814				
99	Maxime Martin	16:52:21.217	52:21.021	Maxime Martin	16:53:30.977	53:30.781	1:09.760
63	Mirko Bortolotti	16:52:37.919	52:37.723				
29	Max Hofer	16:54:19.469	54:19.273	Max Hofer	16:57:44.800	57:44.604	3:25.331
17	Klaus Bachler	16:54:25.754	54:25.558	Timo Bernhard	16:55:36.154	55:35.958	1:10.400
3	Remo Lips	16:54:54.448	54:54.252	Remo Lips	16:55:42.099	55:41.903	47.651
82	Franck Perera	16:54:55.351	54:55.155	Franck Perera	16:56:05.489	56:05.293	1:10.138
7	Luca Ludwig	16:54:58.135	54:57.939	Luca Ludwig	16:57:16.201	57:16.005	2:18.066
31	Patric Niederhauser	16:55:09.070	55:08.874				
77	Marvin Kirchhöfer	16:55:42.970	55:42.774				
14	Jens Klingmann	16:56:14.060	56:13.864	Nicolai Sylvest	16:57:24.269	57:24.073	1:10.209

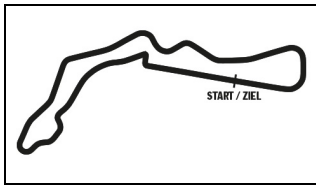
ver: 1.0

www.adac.de/motorsport

Page 3/ 4 printed: 17.5.2019 17:02

ADAC Vorteilsprogramm





ADAC GT Masters

Pit Stops Free Practice 2

Provisional



Autodrom Most, Length: 4212m

Air temperature: 17.48°C

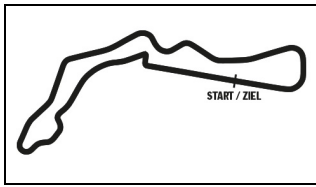
Track temperature: 17.77°C

Weather condition: Dry

DMSB Reg. Nr.: 125/19

Friday, May 17, 2019 16:00:00

Nr	Driver in	Day time in	Time in	Driver out	Day time out	Time out	Nett Time
17	Timo Bernhard	16:57:06.772	57:06.576	Klaus Bachler	16:58:16.833	58:16.637	1:10.061
26	Nikolaj Rogivue	16:57:23.510	57:23.314	Nikolaj Rogivue	16:58:33.357	58:33.161	1:09.847
8	Carrie Schreiner	16:57:32.383	57:32.187	Carrie Schreiner	16:58:43.212	58:43.016	1:10.829
1	Thomas Preining	16:57:43.723	57:43.527	Thomas Preining	16:58:53.837	58:53.641	1:10.114
99	Maxime Martin	16:58:09.443	58:09.247				
7	Luca Ludwig	16:58:47.738	58:47.542				
21	Jeroen Bleekemolen	16:59:41.652	59:41.456				
17	Klaus Bachler	16:59:46.397	59:46.201				
1	Thomas Preining	17:00:24.969	1:00:24.773				
71	Maximilian Paul	17:00:58.073	1:00:57.877				
18	Adrien de Leener	17:01:07.018	1:01:06.822				



ADAC GT Masters

Trackin speed list Free Practice 2



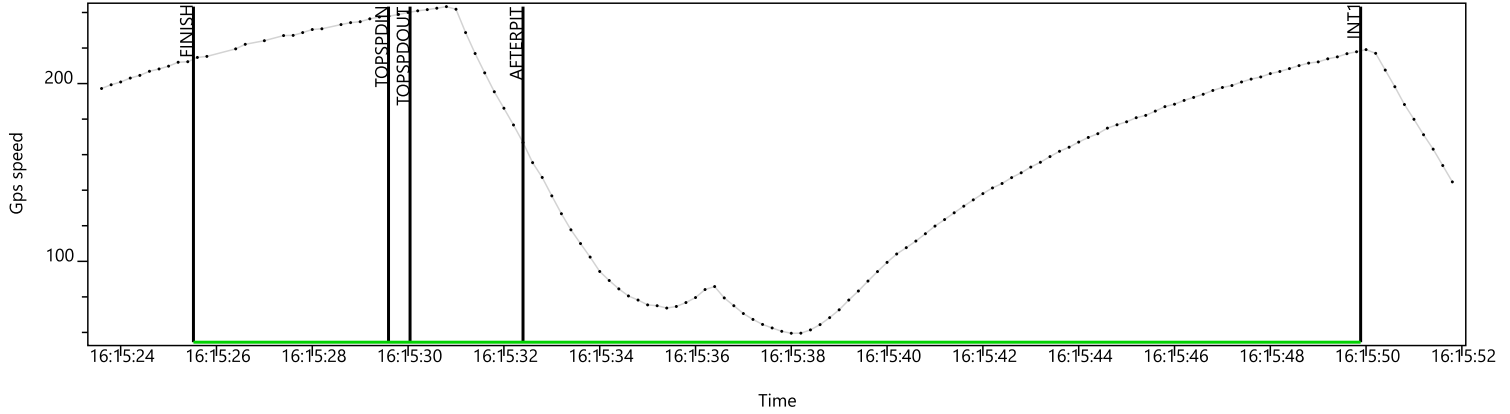
Provisional

DMSB Reg. Nr.: 125/19

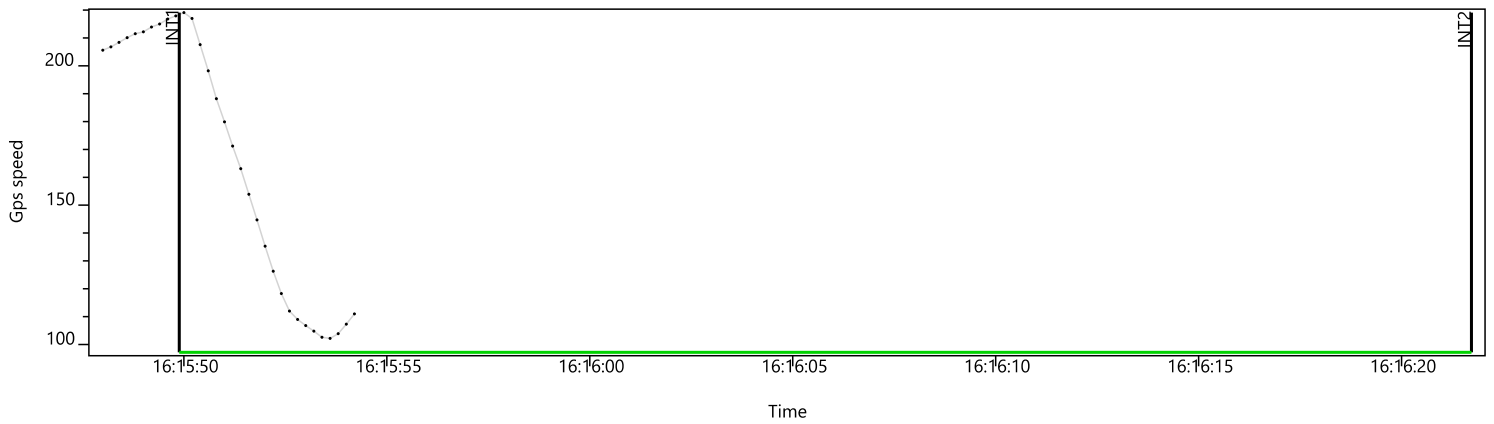
Autodrom Most, Length: 4212m
 Air temperature: 17.1°C
 Track temperature: 17.38°C
 Weather condition: Dry

Friday, May 17, 2019 16:00:00

Section start: 16:15:25.518 **Section end:** 16:15:49.886 **Driver:** Nikolaj Rogivue



Section start: 16:15:49.886 **Section end:** 16:16:21.720 **Driver:** Nikolaj Rogivue



Section start: 16:16:21.720 **Section end:** 16:16:58.417 **Driver:** Nikolaj Rogivue

