

# ADAC TCR Germany

## Result List Free Practice 2



Provisional

**DMSB** Reg. Nr.: 125/19

Autodrom Most, Length: 4212m

Air temperature: 15.63°C

Track temperature: 16.12°C

Weather condition: Dry

Friday, May 17, 2019 13:05:00

started : 19      classified : 19      not classified : 0

Nr.	Drivers	Team	Lap	Best Time	Gap	Diff	Kph	Day Time
Cl.	Car	Competitor						
1	7 <b>M.Halder(DEU)</b> Honda Civic FK7 TCR	Profi-Car Team Honda ADAC Sachsen ADAC Sachsen e.V.	3	1:40.135			151.4	13:19:10
2	88 <b>D.Fugel(DEU)</b> Honda Civic FK7 TCR	Profi-Car Team Honda ADAC Sachsen ADAC Sachsen e.V.	4	1:40.566	0.431	0.431	150.7	13:13:22
3	27 <b>T.Coicaud(FRA)</b> Hyundai i30 N TCR	Hyundai Team Engstler Hyundai Team Engstler	11	1:40.732	0.597	0.166	150.5	13:30:31
4	101 <b>J.Bäckman(SWE)</b> G Hyundai i30 N TCR	Hyundai Team Engstler 2(DEU) Hyundai Team Engstler	10	1:40.968	0.833	0.236	150.1	13:28:19
5	19 <b>M.Hesse(DEU)</b> Hyundai i30 N TCR	Hyundai Team Engstler Hyundai Team Engstler	4	1:40.970	0.835	0.002	150.1	13:14:36
6	1 <b>H.Proczyk(AUT)</b> Hyundai i30 N TCR	HP Racing International(DEU) HP Racing International	5	1:41.043	0.908	0.073	150.0	13:15:19
7	42 <b>L.Niedertscheider(AUT)</b> Hyundai i30 N TCR	HP Racing International(DEU) HP Racing International	4	1:41.159	1.024	0.116	149.8	13:14:30
8	13 <b>A.Buri(FIN)</b> Audi RS 3 LMS SEQ	LMS Racing(FIN) LMS Racing	9	1:41.192	1.057	0.033	149.8	13:28:40
9	29 <b>M.Cheah Min Jie(MYS)</b> Honda VW Golf GTI TCR SEQ	VW Team Oettinger VW Team Oettinger	4	1:41.373	1.238	0.181	149.5	13:14:56
10	6 <b>B.Burns(GBR)</b> Honda Civic FK7 TCR	Team Pyro Motorsport Bradley Burns	11	1:41.664	1.529	0.291	149.1	13:27:13
11	55 <b>M.Fugel(DEU)</b> G Honda Civic FK2 TCR	Profi-Car Team Halder(DEU) Profi-Car Team Halder	9	1:41.719	1.584	0.055	149.0	13:27:29
12	53 <b>M.Halder(DEU)</b> Honda Civic FK7 TCR	Profi-Car Team Halder(DEU) Profi-Car Team Halder	8	1:41.962	1.827	0.243	148.7	13:21:43
13	98 <b>J.Seyffert(DEU)</b> Honda Opel Astra TCR	Lubner Motorsport(DEU) Lubner Motorsport	3	1:42.167	2.032	0.205	148.4	13:11:16
14	22 <b>J.Apotheloz(CHE)</b> Honda Cupra TCR SEQ	TOPCAR Sport(CHE) TOPCAR Sport	7	1:42.208	2.073	0.041	148.3	13:18:36
15	99 <b>M.Sandberg(NLD)</b> VW Golf GTI TCR SEQ	VW Team Oettinger VW Team Oettinger	11	1:42.269	2.134	0.061	148.2	13:30:00
16	34 <b>P.Sing(DEU)</b> Hyundai i30 N TCR	RaceSing RaceSing	5	1:42.691	2.556	0.422	147.6	13:18:29
17	41 <b>S.Kirsch(DEU)</b> Opel Astra TCR	IMC Motorsport(DEU) ADAC Sachsen e.V.	14	1:42.787	2.652	0.096	147.5	13:35:34
18	33 <b>J.Reynolds(CHE)</b> Cupra TCR DSG	TOPCAR Sport(CHE) TOPCAR Sport	6	1:43.827	3.692	1.040	146.0	13:17:50
19	8 <b>R.Kircher(DEU)</b> Honda Audi RS 3 LMS SEQ	Racing One(DEU) Racing One	5	1:44.464	4.329	0.637	145.1	13:20:33

Subject to final scrutineering!

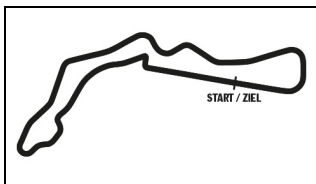
Publication time:	Clerk of the Course: Michal Marek	Timekeeper: Steffen Ruhl
-------------------	-----------------------------------	--------------------------

ver: 1.0

[www.adac.de/motorsport](http://www.adac.de/motorsport)

Page 1/ 1 printed: 17.5.2019 13:37





# ADAC TCR Germany

## Class Result List Free Practice 2



Provisional

Autodrom Most, Length: 4212m

Air temperature: 15.63°C

Track temperature: 16.12°C

Weather condition: Dry

**DMSB** Reg. Nr.: 125/19

Friday, May 17, 2019 13:05:00

started : 19      classified : 19      not classified : 0

Nr.	Drivers Car	Team Competitor	Lap	Best Time	Gap	Diff	Kph	Day Time
-----	----------------	--------------------	-----	-----------	-----	------	-----	----------

### CLASS: Guest

Started: 2      Classified: 2

Not Classified: 0

1	101 J.Bäckman(SWE) Hyundai i30 N TCR	Hyundai Team Engstler 2(DEU) Hyundai Team Engstler	10	1:40.968			150.1	13:28:19
2	55 M.Fugel(DEU) Honda Civic FK2 TCR	Profi-Car Team Halder(DEU) Profi-Car Team Halder	9	1:41.719	0.751	0.751	149.0	13:27:29

### CLASS: Honda JC

Started: 6      Classified: 6

Not Classified: 0

1	29 M.Cheah Min Jie(MYS) VW Golf GTI TCR SEQ	VW Team Oettinger VW Team Oettinger	4	1:41.373			149.5	13:14:56
2	6 B.Burns(GBR) Honda Civic FK7 TCR	Team Pyro Motorsport Bradley Burns	11	1:41.664	0.291	0.291	149.1	13:27:13
3	53 M.Halder(DEU) Honda Civic FK7 TCR	Profi-Car Team Halder(DEU) Profi-Car Team Halder	8	1:41.962	0.589	0.298	148.7	13:21:43
4	98 J.Seyffert(DEU) Opel Astra TCR	Lubner Motorsport(DEU) Lubner Motorsport	3	1:42.167	0.794	0.205	148.4	13:11:16
5	22 J.Apotheloz(CHE) Cupra TCR SEQ	TOPCAR Sport(CHE) TOPCAR Sport	7	1:42.208	0.835	0.041	148.3	13:18:36
6	8 R.Kircher(DEU) Audi RS 3 LMS SEQ	Racing One(DEU) Racing One	5	1:44.464	3.091	2.256	145.1	13:20:33

Subject to final scrutineering!

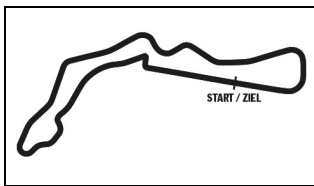
Publication time:	Clerk of the Course: Michal Marek	Timekeeper: Steffen Ruhl
-------------------	-----------------------------------	--------------------------

ver: 1.0

[www.adac.de/motorsport](http://www.adac.de/motorsport)

Page 1/ 1 printed: 17.5.2019 13:37





# ADAC TCR Germany



## Sector List Free Practice 2

Provisional

**DMSB** Reg. Nr.: 125/19

Autodrom Most, Length: 4212m

Air temperature: 15.63°C

Track temperature: 16.12°C

Weather condition: Dry

Friday, May 17, 2019 13:05:00

Lap	Time	SE1	SP1	SE2	SP2	SE3	SP3	TSP	Lap	Time	SE1	SP1	SE2	SP2	SE3	SP3	TSP
<b>1 Proczyk, AUT</b>									<b>theoretical besttime: 1:40.933</b>								
1	3:03.663	1:29.329	128	46.050	132	48.284	189		5	<b>1:41.043</b>	26.375	194	34.474	192	<b>40.194</b>	<b>195</b>	221
2	1:56.216	30.190	142	40.832	168	45.194	162	201	6	1:41.193	<b>26.352</b>	<b>196</b>	<b>34.387</b>	<b>191</b>	40.454	196	221
3	1:49.907	29.387	172	36.969	160	43.551	194	177	7	1:56.637	26.583	196	34.731	191	55.323		<b>223</b>
4	1:47.368	27.978	175	37.426	185	41.964	196	221	8	4:29.222	142	38.556	185				

<b>6 Burns, GBR</b>									<b>theoretical besttime: 1:41.231</b>								
1	3:00.714	1:26.785	114	47.673	134	46.256	191		9	1:47.135	28.514	192	36.262	189	42.359	196	165
2	1:44.649	28.087	194	35.405	190	41.157	198	183	10	1:42.003	26.547	196	34.860	190	40.596	196	222
3	1:42.218	26.668	196	34.866	191	40.684	198	223	11	<b>1:41.664</b>	26.562	197	34.589	193	40.513	198	222
4	1:42.662	27.073	196	34.894	191	40.695	196	<b>224</b>	12	1:41.697	<b>26.541</b>	<b>197</b>	<b>34.476</b>	<b>194</b>	40.680	196	224
5	1:41.989	26.681	197	34.676	192	40.632	198	222	13	1:41.891	26.565	198	34.760	194	40.566	197	223
6	1:41.858	26.637	<b>198</b>	34.560	193	40.661	196	224	14	1:57.487	26.624	197	34.764	193	56.099		223
7	1:58.066	26.825	197	34.828	193	56.413		223	15	2:39.793	1:24.458	196	35.121	194	<b>40.214</b>	<b>198</b>	
8	3:29.229	2:02.549	115	41.333	162	45.347	191										

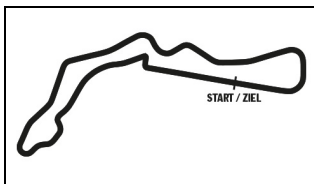
<b>7 Halder, DEU</b>									<b>theoretical besttime: 1:40.135</b>								
1	10:39.706	9:08.980	140	40.961	152	49.765	171		5	3:59.328	2:44.420	187	34.852	194	40.056	195	
2	1:49.829	31.317	144	38.093	185	40.419	<b>195</b>	184	6	1:53.791	26.769	196	34.211	196	52.811		<b>222</b>
3	<b>1:40.135</b>	<b>26.289</b>	<b>196</b>	<b>33.879</b>	194	<b>39.967</b>	195	221	7								
4	2:00.748	28.463	160	37.847	140	54.438		196									

<b>8 Kircher, DEU</b>									<b>theoretical besttime: 1:44.464</b>								
1	2:31.788	54.733	122	45.530	140	51.525	179		5	<b>1:44.464</b>	<b>27.058</b>	<b>195</b>	<b>35.323</b>	<b>190</b>	<b>42.083</b>	<b>161</b>	219
2	1:50.996	29.868	162	37.880	167	43.248	<b>195</b>	207	6	2:39.208	35.894	115	48.732	123	1:14.582		157
3	2:21.293	28.158	163	45.628	120	1:07.507		<b>221</b>	7								
4	7:04.283	5:45.176	159	36.586	171	42.521	193										

<b>13 Buri, FIN</b>									<b>theoretical besttime: 1:41.140</b>								
1	2:26.684	45.707	102	42.376	185	58.601			7	1:41.905	26.056	198	34.938	191	40.911	195	224
2	4:47.117	3:07.534	146	40.861	185	58.722			8	1:41.999	26.105	198	35.049	192	40.845	196	224
3	2:23.653	1:04.145	185	38.773	192	40.735	<b>197</b>		9	<b>1:41.192</b>	<b>25.978</b>	<b>198</b>	34.646	191	<b>40.568</b>	<b>196</b>	224
4	1:41.516	26.260	198	<b>34.594</b>	191	40.662	196	<b>225</b>	10	1:42.030	26.243	199	34.990	190	40.797	196	224
5	1:59.530	26.299	197	35.086	189	58.145		225	11	2:51.018	1:05.229	70	40.327	159	1:05.462		225
6	5:15.605	3:57.087	175	37.505	190	41.013	197		12		2:00.681	124	49.747	138			

<b>19 Hesse, DEU</b>									<b>theoretical besttime: 1:40.867</b>								
1	2:15.668	47.505	128	42.539	170	45.624	189		7	1:54.386	26.767	196	34.491	192	53.128		221
2	2:00.857	28.920	184	35.792	187	56.145		204	8	4:57.161	3:36.863	147	37.686	169	42.612	195	
3	3:37.706	2:13.737	138	38.689	164	45.280	<b>196</b>		9	1:41.358	26.683	195	34.301	193	40.374	194	221
4	<b>1:40.970</b>	26.588	194	34.274	191	<b>40.108</b>	194	<b>222</b>	10	1:54.693	26.650	196	34.337	192	53.706		220
5	1:41.156	26.557	<b>196</b>	<b>34.241</b>	192	40.358	195	220	11		1:02.491	193	34.931	191			
6	1:41.309	<b>26.518</b>	196	34.350	191	40.441	195	221									

<b>22 Apotheloz, CHE</b>									<b>theoretical besttime: 1:42.186</b>								
1	2:33.425	56.643	132	45.146	139	51.636	158		9	1:42.701	26.956	196	34.816	192	40.929	195	220
2	1:57.639	33.303	156	38.996	156	45.340	181	175	10	2:00.934	26.946	197	35.210	191	58.778		221
3	1:55.345	30.533	157	38.094	155	46.718	191	186	11	2:34.146	1:17.461	179	35.841	193	40.844	195	
4	1:53.324	29.153	174	40.892	171	43.279	196	216	12	1:42.592	26.910	196	34.873	192	40.809	195	<b>223</b>
5	1:51.127	32.719	149	36.725	191	41.683	196	222	13	1:42.811	27.003	197	34.934	193	40.874	195	221
6	1:42.370	26.907	<b>197</b>	34.798	193	<b>40.665</b>	<b>196</b>	222	14	2:02.624	27.667	186	35.590	192	59.367		221
7	<b>1:42.208</b>	<b>26.769</b>	197	<b>34.752</b>	193	40.687	196	222	15	2:23.700	1:07.361	164	35.566	193	40.773	196	
8	1:52.094	31.430	116	39.423	165	41.241	195	222	16		28.304	138	42.533	131			221



# ADAC TCR Germany



## Sector List Free Practice 2

Provisional

**DMSB** Reg. Nr.: 125/19

Autodrom Most, Length: 4212m

Air temperature: 15.63°C

Track temperature: 16.12°C

Weather condition: Dry

Friday, May 17, 2019 13:05:00

Lap	Time	SE1	SP1	SE2	SP2	SE3	SP3	TSP	Lap	Time	SE1	SP1	SE2	SP2	SE3	SP3	TSP
<b>27</b>	Coicaud, FRA								<b>theoretical besttime: 1:40.455</b>								
1	2:16.107	46.354	112	43.228	159	46.525	147		8	1:41.801	26.503	196	34.652	190	40.646	195	221
2	1:54.548	31.637	147	39.860	180	43.051	195	148	9	1:59.290	26.565	196	34.575	191	58.150		221
3	2:07.028	29.008	156	38.032	149	59.988		219	10	4:54.352	3:36.773	180	36.683	186	40.896	195	
4	3:51.547	2:34.124	166	36.331	188	41.092	195		11	<b>1:40.732</b>	26.447	196	34.331	191	<b>39.954</b>	<b>196</b>	220
5	1:41.830	26.595	194	34.582	190	40.653	196	220	12	1:40.852	<b>26.327</b>	<b>197</b>	34.268	192	40.257	195	222
6	1:41.594	26.522	196	34.559	190	40.513	195	222	13	2:01.813	33.587	123	44.782	150	43.444	195	180
7	1:41.682	26.370	196	34.552	191	40.760	195	<b>223</b>	14	1:40.798	26.393	196	<b>34.174</b>	<b>193</b>	40.231	196	220

<b>29</b>	Cheah Min Jie, MYS								<b>theoretical besttime: 1:41.016</b>								
1	2:16.347	48.708	117	42.718	172	44.921	<b>195</b>		7	1:47.422	29.808	141	36.352	187	41.262	193	222
2	1:57.782	27.374	194	35.189	187	55.219		216	8	2:01.077	26.916	197	35.154	191	59.007		220
3	4:00.346	2:44.388	195	35.714	190	<b>40.244</b>	195		9	7:07.186	5:49.708	192	36.173	185	41.305	193	
4	<b>1:41.373</b>	<b>26.310</b>	<b>198</b>	<b>34.462</b>	<b>193</b>	40.601	194	<b>223</b>	10	1:57.829	26.794	196	34.786	191	56.249		218
5	1:42.195	26.661	197	34.848	192	40.686	195	221	11	2:47.005	1:29.929	174	36.241	189	40.835	194	
6	1:42.631	26.688	197	35.090	192	40.853	194	222	12		26.910	196	38.893	164			219

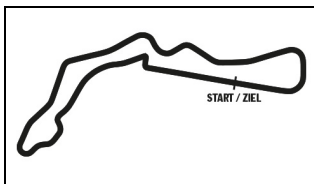
<b>33</b>	Reynolds, CHE								<b>theoretical besttime: 1:43.827</b>								
1	2:40.875	1:09.400	135	42.224	143	49.251	169		8	1:44.594	27.545	193	35.204	190	41.845	193	220
2	1:46.572	28.908	182	36.044	187	41.620	<b>195</b>	208	9	1:48.516	30.792	183	35.635	189	42.089	192	219
3	1:44.386	27.202	195	35.491	188	41.693	195	<b>221</b>	10	1:44.834	27.480	192	35.427	189	41.927	193	219
4	1:59.357	27.412	193	36.014	186	55.931		220	11	1:44.386	27.328	194	35.384	190	41.674	193	221
5	2:54.529	1:37.252	195	35.681	189	41.596	194		12	1:45.791	28.482	179	35.676	190	41.633	192	220
6	<b>1:43.827</b>	<b>27.066</b>	<b>195</b>	<b>35.196</b>	189	<b>41.565</b>	193	220	13	1:47.269	29.392	194	35.641	189	42.236	187	219
7	1:52.407	28.408	160	38.764	157	45.235	193	220	14								161

<b>34</b>	Sing, DEU								<b>theoretical besttime: 1:42.691</b>								
1	2:52.053	1:17.739	146	45.090	124	49.224	160		5	<b>1:42.691</b>	<b>26.341</b>	<b>198</b>	<b>35.039</b>	<b>189</b>	<b>41.311</b>	<b>195</b>	<b>223</b>
2	2:01.794	29.139	174	36.690	187	55.965		199	6	2:01.686	26.613	198	35.663	189	59.410		221
3	5:07.744	3:49.687	153	36.633	187	41.424	195		7	2:28.484	52.765	193	37.080	137	58.639		
4	1:43.755	26.485	197	35.895	189	41.375	<b>196</b>	222	8		2:40.309	170	36.375	190			

<b>41</b>	Kirsch, DEU								<b>theoretical besttime: 1:42.541</b>								
1	2:33.742	1:04.004	108	42.116	188	47.622	198		8	1:43.889	26.854	198	35.442	190	41.593	198	225
2	1:44.072	27.182	193	35.519	<b>193</b>	41.371	196	224	9	1:43.151	26.500	199	35.178	193	41.473	194	224
3	1:43.537	<b>26.307</b>	199	35.542	190	41.688	197	224	10	1:58.396	26.797	198	35.588	190	56.011		222
4	1:43.507	26.606	200	35.559	192	41.342	198	224	11	4:00.733	2:39.053	169	40.508	180	41.172	200	
5	1:43.365	26.619	200	35.364	191	41.382	197	224	12	1:43.669	27.181	196	35.235	191	41.253	196	<b>227</b>
6	2:00.427	26.469	198	37.808	185	56.150		224	13	1:43.833	26.691	200	35.438	193	41.704	196	223
7	4:28.410	3:11.602	186	35.737	192	<b>41.071</b>	198		14	<b>1:42.787</b>	26.539	200	<b>35.163</b>	<b>192</b>	41.085	198	223

<b>42</b>	Niedertscheider, AUT								<b>theoretical besttime: 1:40.996</b>								
1	2:51.948	1:07.590	141	41.548	176	1:02.810			5	1:50.279	<b>26.306</b>	<b>197</b>	34.817	185	49.156	195	221
2	2:39.785	1:02.756	142	37.107	188	59.922			6	2:03.964	30.364	171	43.262	156	50.338	196	193
3	2:16.685	58.188	189	36.370	185	42.127	<b>196</b>		7	2:02.442	26.680	197	38.187	183	57.575		<b>223</b>
4	<b>1:41.159</b>	26.469	196	<b>34.318</b>	<b>192</b>	<b>40.372</b>	194	222	8								

<b>53</b>	Halder, DEU								<b>theoretical besttime: 1:41.798</b>								
1	2:18.854	44.946	105	45.861	126	48.047	165		8	<b>1:41.962</b>	26.765	194	34.680	191	<b>40.517</b>	<b>195</b>	219
2	1:53.064	30.496	156	39.438	180	43.130	194	162	9	1:42.420	26.708	195	34.926	189	40.786	194	219
3	1:42.373	26.703	193	34.916	189	40.754	194	<b>220</b>	10	1:42.308	26.712	194	34.719	190	40.877	192	219
4	1:42.203	<b>26.614</b>	194	34.794	190	40.795	194	220	11	1:55.524	26.756	195	35.274	190	53.494		219
5	1:56.340	26.811	194	34.735		54.794		219	12	4:43.250	3:18.991	157	41.257	148	43.002	193	
6	3:45.380	2:18.802	147	40.835	120	45.743	194		13	1:42.680	26.792	195	35.133	190	40.755	194	219
7	1:42.027	26.672	194	<b>34.667</b>	<b>191</b>	40.688	194	219	14		27.147	169	39.039	148			218



# ADAC TCR Germany



## Sector List Free Practice 2

Provisional

Autodrom Most, Length: 4212m

Air temperature: 15.63°C

Track temperature: 16.12°C

Weather condition: Dry

**DMSB** Reg. Nr.: 125/19

Friday, May 17, 2019 13:05:00

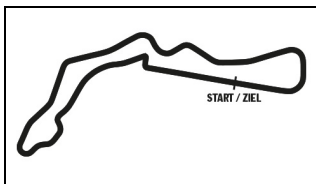
Lap	Time	SE1	SP1	SE2	SP2	SE3	SP3	TSP	Lap	Time	SE1	SP1	SE2	SP2	SE3	SP3	TSP
<b>55</b>	Fugel, DEU								<b>theoretical besttime: 1:41.477</b>								
1	3:05.014	1:40.826	144	42.560	154	41.628	195		7	1:42.156	26.497	196	34.834	192	40.825	196	221
2	1:42.777	26.952	195	35.115	191	40.710	<b>197</b>	221	8	1:41.849	<b>26.080</b>	<b>196</b>	34.990	192	40.779	194	222
3	1:42.469	26.313	<b>197</b>	35.227	188	40.929	196	<b>223</b>	9	<b>1:41.719</b>	26.280	196	<b>34.727</b>	<b>191</b>	40.712	195	222
4	1:42.177	26.297	197	35.089	<b>192</b>	40.791	194	223	10	2:20.719	32.738	136	42.044	141	1:05.937		222
5	2:00.990	26.445	197	35.068	189	59.477		222	11								
6	7:09.844	5:53.428	176	35.746	188	<b>40.670</b>	196										

<b>88</b>	Fugel, DEU								<b>theoretical besttime: 1:40.566</b>								
1	3:19.093	2:00.074	156	38.299	189	40.720	195		5	2:04.338	29.295	157	37.002	146	58.041		194
2	1:41.161	26.595	194	34.229	<b>194</b>	40.337	<b>196</b>	220	6	11:10.215	9:41.131	191	35.281	192	53.803		
3	1:40.918	26.442	194	34.369	193	40.107	196	<b>222</b>	7	2:28.383	58.542	177	35.351	193	54.490		
4	<b>1:40.566</b>	<b>26.311</b>	<b>196</b>	<b>34.150</b>	194	<b>40.105</b>	196	222	8								

<b>98</b>	Seyffert, DEU								<b>theoretical besttime: 1:42.087</b>								
1	2:39.505	1:03.175	116	46.704	126	49.626	177		7	1:43.323	26.734	180	35.477	194	41.112	196	224
2	1:54.088	30.389	128	41.528	152	42.171	<b>198</b>	200	8	1:42.902	26.716	198	34.875	191	41.311	196	223
3	<b>1:42.167</b>	<b>26.210</b>	<b>199</b>	<b>34.784</b>	192	41.173	198	<b>225</b>	9	1:43.086	26.843	198	34.936	192	41.307	196	223
4	1:42.967	26.600	197	34.970	193	41.397	197	225	10	2:14.079	30.072	147	43.450	141	1:00.557		189
5	1:42.713	26.733	199	34.887	193	<b>41.093</b>	197	224	11								
6	1:42.532	26.569	199	34.820	193	41.143	196	225									

<b>99</b>	Sandberg, NLD								<b>theoretical besttime: 1:42.031</b>								
1	2:31.037	53.651	120	45.532	158	51.854	180		8	3:42.977	2:15.079	131	42.780	141	45.118	192	
2	2:13.559	32.182	152	38.635	179	1:02.742		202	9	1:43.531	26.902	195	35.091	188	41.538	194	219
3	4:08.153	2:47.347	166	37.613	182	43.193	192		10	1:42.367	26.931	196	<b>34.894</b>	<b>187</b>	<b>40.542</b>	<b>194</b>	219
4	1:43.028	26.799	194	35.191	188	41.038	<b>195</b>	219	11	<b>1:42.269</b>	<b>26.595</b>	<b>194</b>	34.906	188	40.768	193	220
5	1:42.691	26.659	196	35.085	<b>188</b>	40.947	194	<b>221</b>	12	2:09.412	27.318	183	37.490	170	1:04.604		219
6	1:42.873	26.756	196	35.024	188	41.093	193	219	13								
7	2:07.516	28.533	180	37.787	176	1:01.196		200									

<b>101</b>	Bäckman, SWE								<b>theoretical besttime: 1:40.820</b>								
1	2:16.029	48.293	124	42.643	158	45.093	193		8	4:18.050	2:50.378	143	40.619	154	47.053	196	
2	2:02.853	29.224	166	36.638	188	56.991		184	9	1:41.543	26.657	197	<b>34.412</b>	<b>194</b>	40.474	194	224
3	4:11.871	2:54.553	151	36.426	188	40.892	196		10	<b>1:40.968</b>	26.390	198	34.449	192	<b>40.129</b>	<b>197</b>	222
4	1:44.992	26.966	196	35.343	162	42.683	195	222	11	1:55.957	26.653	199	35.079	192	54.225		<b>225</b>
5	1:42.005	26.527	197	34.830	192	40.648	196	222	12	3:01.070	1:44.754	189	35.759	190	40.557	195	
6	1:42.133	26.446	198	35.022	190	40.665	195	224	13	1:41.319	26.377	197	34.610	192	40.332	196	222
7	1:57.971	26.916	162	35.631	191	55.424		224	14	1:41.917	<b>26.279</b>	<b>197</b>	34.878	192	40.760	195	223



# ADAC TCR Germany

## Top speed list Free Practice 2

Provisional



Autodrom Most, Length: 4212m

Air temperature: 15.63°C

Track temperature: 16.12°C

Weather condition: Dry

**DMSB** Reg. Nr.: 125/19

Friday, May 17, 2019 13:05:00

#	Name (NAT)	Team	Car name	Speed	Lap	Race time
41	Steve Kirsch (DEU)	IMC Motorsport (DEU)	Opel Astra TCR	227.84	12	25:28.014
98	Jan Seyffert (DEU)	Lubner Motorsport (DEU)	Opel Astra TCR	225.94	3	4:38.414
13	Antti Buri (FIN)	LMS Racing (FIN)	Audi RS 3 LMS SEQ	225.94	4	9:42.285
101	Jessica Bäckman (SWE)	Hyundai Team Engstler 2 (DEU)	Hyundai i30 N TCR	225.00	11	23:23.269
6	Bradley Burns (GBR)	Team Pyro Motorsport	Honda Civic FK7 TCR	224.53	4	6:32.418
55	Marcel Fugel (DEU)	Profi-Car Team Halder (DEU)	Honda Civic FK2 TCR	223.60	3	4:52.645
29	Mitchell Cheah Min Jie (MYS)	VW Team Oettinger	VW Golf GTI TCR SEQ	223.60	4	8:19.356
34	Patrick Sing (DEU)	RaceSing	Hyundai i30 N TCR	223.14	5	11:50.231
1	Harald Proczyk (AUT)	HP Racing International (DEU)	Hyundai i30 N TCR	223.14	7	12:04.276
42	Lukas Niedertscheider (AUT)	HP Racing International (DEU)	Hyundai i30 N TCR	223.14	7	13:28.696
27	Theo Coicaud (FRA)	Hyundai Team Engstler	Hyundai i30 N TCR	223.14	7	13:37.549
22	Julien Apotheloz (CHE)	TOPCAR Sport (CHE)	Cupra TCR SEQ	223.14	12	21:50.198
88	Dominik Fugel (DEU)	Profi-Car Team Honda ADAC Sachsen	Honda Civic FK7 TCR	222.68	3	5:05.120
19	Max Hesse (DEU)	Hyundai Team Engstler	Hyundai i30 N TCR	222.68	4	7:59.121
7	Mike Halder (DEU)	Profi-Car Team Honda ADAC Sachsen	Honda Civic FK7 TCR	222.22	6	20:14.640
99	Maurits Sandberg (NLD)	VW Team Oettinger	VW Golf GTI TCR SEQ	221.76	5	10:40.698
8	Rene Kircher (DEU)	Racing One (DEU)	Audi RS 3 LMS SEQ	221.31	3	4:27.697
33	Joshua Correa Reynolds (CHE)	TOPCAR Sport (CHE)	Cupra TCR DSG	221.31	3	4:32.360
53	Michelle Halder (DEU)	Profi-Car Team Halder (DEU)	Honda Civic FK7 TCR	220.40	3	4:16.846