

ADAC GT Masters

Result List Free Practice Trophy



Provisional

DMSB Reg. Nr.: 125/19

Autodrom Most, Length: 4212m

Air temperature: 15.76°C

Track temperature: 15.89°C

Weather condition: Dry

Friday, May 17, 2019 12:20:00

started : 17 classified : 14 not classified : 3

	Drivers	Team	Car	Lap	Best Time	Gap	Diff	Kph	Day Time
1	13 S.Barth(DEU)(T) /D.Jahn(DEU)	RWT Racing(AUT)	Corvette C7 GT3-R	6	1:31.485			165.7	12:42:34
2	14 N.Sylvest(DNK)(J) /J.Klingmann(DEU)	MRS GT-Racing(DEU)	BMW M6 GT3	6	1:31.828	0.343	0.343	165.1	12:43:25
3	8 D.Marschall(DEU)(J) /C.Schreiner(DEU)(J)	HCB-Rutronik-Racing	Audi R8 LMS GT3	5	1:31.852	0.367	0.024	165.0	12:42:51
4	48 F.Vettel(DEU)(J) /P.Ellis(GBR)	MANN-FILTER Team HTP(DEU)	Mercedes-AMG GT3	3	1:31.857	0.372	0.005	165.0	12:41:24
5	20 K.Snoeks(NLD)/ M.Wishofer(AUT)(J)	TeamZAKSPEEDBKKMobilOilRacing	Mercedes-AMG GT3	8	1:31.888	0.403	0.031	165.0	12:43:02
6	29 M.Hofer(AUT)(J) /C.Mies(DEU)	MontaplastbyLand-Motorsport(DEU)	Audi R8 LMS GT3	3	1:32.005	0.520	0.117	164.8	12:41:44
7	24 M.Ortmann(DEU)(J) /M.Winkelhock(DEU)	BWT Mücke Motorsport(DEU)	Audi R8 LMS GT3	8	1:32.035	0.550	0.030	164.7	12:43:41
8	36 M.Dienst(DEU)(J)/ A.Read(AUS)(J)	Schütz Motorsport(DEU)	Mercedes-AMG GT3	4	1:32.103	0.618	0.068	164.6	12:43:53
9	19 M.Beretta(ITA)(J) /M.Mapelli(ITA)	ORANGE1 by GRT Grasser(AUT)	LamborghiniHuracanGT3E	5	1:32.404	0.919	0.301	164.0	12:40:17
10	25 J.Schmidt(CHE)(J) /C.Haase(DEU)	BWT Mücke Motorsport(DEU)	Audi R8 LMS GT3	6	1:32.421	0.936	0.017	164.0	12:43:20
11	82 R.Ineichen(CHE)(T) /F.Perera(FRA)	ORANGE1 by GRT Grasser(AUT)	LamborghiniHuracanGT3E	8	1:32.535	1.050	0.114	163.8	12:41:57
12	71 M.Paul(DEU)(J)/ S.Reicher(AUT)(J)	T3 Motorsport	Audi R8 LMS GT3	6	1:33.449	1.964	0.914	162.2	12:43:10
13	3 R.Lips(CHE)(T) /M.Hackländer(DEU)	Aust Motorsport(DEU)	Audi R8 LMS GT3	8	1:33.954	2.469	0.505	161.3	12:43:36
14	69 J.Slooten(DEU)(T) /L.Luhr(DEU)	Iron Force Racing	Porsche 911 GT3 R	6	1:34.627	3.142	0.673	160.2	12:43:48

Not classified

12	M.Drudi(ITA)(J)/F.Spengler(DEU)	EFP Car Collection by TECE	Audi R8 LMS GT3
28	R.Feller(CHE)(J)/D.Vanthoor(BEL)	MontaplastbyLand-Motorsport(DEU)	Audi R8 LMS GT3
98	H.De Sadeleer(CHE)(J)/V.Hasse-Clot(FRA)(J)	PROpeak Performance	AstonMartinVantageAMR

Subject to final scrutineering!

Publication time:	Clerk of the Course: Michal Marek	Timekeeper: Steffen Ruhl
-------------------	-----------------------------------	--------------------------

ver: 1.0

www.adac.de/motorsport

Page 1/ 1 printed: 17.5.2019 12:51

ADAC Vorteilsprogramm



Audi Sport



KÜHNE+NAGEL

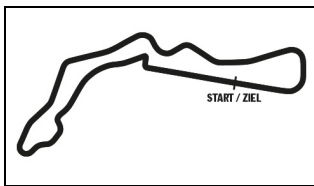


postcon



DMSB





ADAC GT Masters

Sector List Free Practice Trophy



Provisional

Autodrom Most, Length: 4212m
 Air temperature: 15.76°C
 Track temperature: 15.89°C
 Weather condition: Dry

DMSB Reg. Nr.: 125/19

Friday, May 17, 2019 12:20:00

Lap	Time	SE1	SP1	SE2	SP2	SE3	SP3	TSP	Lap	Time	SE1	SP1	SE2	SP2	SE3	SP3	TSP
3 Lips, CHE / Hackländer, DEU									theoretical besttime: 1:33.858								
1	4:49.418	3:30.514	165	37.824	200	41.080	207		6	1:34.361	24.491	217	32.315	208	37.555	212	243
2	1:37.230	25.314	208	33.420	207	38.496	213	238	7	1:34.182	24.452	217	32.098	210	37.632	214	243
3	1:57.562	24.643	216	32.645	206	1:00.274		242	8	1:33.954	24.548	217	31.931	212	37.475	214	242
4	8:53.344	7:42.475	215	32.635	207	38.234	213		9	1:34.902	24.458	217	32.078	210	38.366	211	243
5	1:35.960	24.805	217	32.475	208	38.680	213	242	10	1:50.996	24.613	217	32.038	210	54.345		242

8 Marschall, DEU / Schreiner, DEU									theoretical besttime: 1:31.831								
1	9:47.803	7:20.169	163	55.810	62	1:31.824			5	1:31.852	24.017	216	31.303	213	36.532	215	242
2	8:22.910	7:08.411	179	35.705	201	38.794	212		6	1:32.118	24.047	216	31.396	213	36.675	214	243
3	1:34.850	24.738	216	32.647	196	37.465	214	241	7	1:46.517	24.042	216	33.175	207	49.300		242
4	1:33.626	24.113	216	31.282	213	38.231	214	243									

12 Drudi, ITA / Spengler, DEU									theoretical besttime:								
1	4:23.629	2:59.029	177	34.433	204	50.167			3	10:30.742	9:06.745	215	33.019	208	50.978		
2	2:45.171	1:21.887	211	33.128	209	50.156			4	2:50.274	1:27.403	190	33.646	211	49.225		

13 Barth, DEU / Jahn, DEU									theoretical besttime: 1:31.437								
1	2:32.320	1:02.253	161	42.018	147	48.049	153		5	1:31.528	23.861	222	31.146	214	36.521	218	246
2	2:09.916	32.554	140	39.501	172	57.861		144	6	1:31.485	23.909	223	31.068	216	36.508	218	247
3	13:16.739	11:56.469	184	38.818	176	41.452	218		7	1:45.662	24.002	222	31.595	210	50.065		247
4	1:32.043	24.066	223	31.223	215	36.754	218	244									

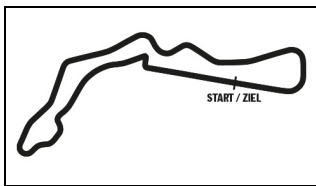
14 Sylvest, DNK / Klingmann, DEU									theoretical besttime: 1:31.777								
1	3:07.996	1:34.582	157	38.832	196	54.582			6	1:31.828	23.929	225	31.251	219	36.648	220	248
2	6:48.041	4:30.602	211	55.933	80	1:21.506			7	1:32.043	23.944	224	31.324	216	36.775	220	249
3	8:51.273	7:40.683	181	33.465	212	37.125	218		8	1:32.248	23.881	225	31.518	216	36.849	210	250
4	1:33.907	24.044	224	31.390	216	38.473	220	248	9	3:04.780	43.363	79	1:01.702	80	1:19.715		111
5	1:32.293	23.920	224	31.248	216	37.125	218	249									

19 Beretta, ITA / Mapelli, ITA									theoretical besttime: 1:32.404								
1	6:16.783	4:52.389	153	39.915	199	44.479	211		5	1:32.404	24.146	217	31.411	212	36.847	212	241
2	1:50.953	25.595	213	33.301	176	52.057		238	6	1:34.822	24.425	216	32.719	208	37.678	212	241
3	9:03.855	7:54.238	213	32.454	208	37.163	213		7	1:44.452	24.357	216	31.522	210	48.573		240
4	1:32.655	24.281	217	31.442	210	36.932	213	240									

20 Snoeks, NLD / Wishofer, AUT									theoretical besttime: 1:31.540								
1	4:30.415	3:20.685	213	32.468	208	37.262	212		6	1:42.461	26.543	152	34.516	188	41.402	217	238
2	1:32.949	24.458	218	31.967	213	36.524	218	240	7	1:32.265	24.370	218	31.375	213	36.520	218	241
3	1:34.304	24.286	218	32.851	202	37.167	217	242	8	1:31.888	24.271	218	31.201	215	36.416	216	242
4	3:02.326	38.685	78	1:02.529	79	1:21.112		219	9	1:31.944	23.923	218	31.579	213	36.442	217	242
5	7:35.727	6:13.937	146	38.892	192	42.898	211		10	1:43.677	24.190	218	31.257	213	48.230		243

24 Ortman, DEU / Winkelhock, DEU									theoretical besttime: 1:31.815								
1	5:08.171	3:52.718	168	35.899	204	39.554	210		6	1:32.197	24.045	216	31.333	213	36.819	215	243
2	1:34.136	24.985	215	31.975	210	37.176	215	237	7	1:40.736	24.318	216	33.069	138	43.349	215	244
3	2:08.656	24.251	216	31.375	213	1:13.030		242	8	1:32.035	24.182	216	31.327	212	36.526	214	242
4	8:32.667	7:19.199	213	32.507	207	40.961	213		9	1:32.083	24.162	216	31.244	214	36.677	214	242
5	1:32.492	24.188	216	31.448	213	36.856	213	241	10	1:51.829	24.161	216	31.768	210	55.900		243

25 Schmidt, CHE / Haase, DEU									theoretical besttime: 1:32.401								
1	7:39.612	6:18.589	183	38.968	194	42.055	212		5	1:32.594	24.214	216	31.517	212	36.863	213	241
2	3:06.394	42.478	78	1:02.655	79	1:21.261		137	6	1:32.421	24.140	216	31.464	211	36.817	213	241
3	7:54.762	6:44.847	213	32.541	210	37.374	214		7	1:47.694	24.198	216	31.444	212	52.052		241
4	1:34.027	24.363	216	31.589	210	38.075	213	241									



ADAC GT Masters

Sector List Free Practice Trophy



Provisional

Autodrom Most, Length: 4212m
 Air temperature: 15.76°C
 Track temperature: 15.89°C
 Weather condition: Dry

DMSB Reg. Nr.: 125/19

Friday, May 17, 2019 12:20:00

Lap	Time	SE1	SP1	SE2	SP2	SE3	SP3	TSP	Lap	Time	SE1	SP1	SE2	SP2	SE3	SP3	TSP
28	Feller, CHE / Vanthoor, BEL								theoretical besttime: 1:44.948								
1	5:17.930	3:57.329	208	40.252	202	40.349	213		2		24.347	216					241

29	Hofer, AUT / Mies, DEU								theoretical besttime: 1:32.005								
1	18:38.780	17:21.695	122	36.137	202	40.948	213		4	1:32.080	24.148	217	31.345	212	36.587	215	242
2	1:33.164	24.726	216	31.736	211	36.702	216	240	5		24.249	217	31.578	209			243
3	1:32.005	24.127	217	31.315	212	36.563	214	243									

36	Dienst, DEU / Read, AUS								theoretical besttime: 1:32.003								
1	17:52.432	16:30.671	135	39.346	166	42.415	191		4	1:32.103	24.209	218	31.196	213	36.698	214	242
2	2:00.185	28.134	172	36.641	204	55.410		194	5	1:34.883	24.221	217	31.361	211	39.301	216	241
3	2:28.175	1:14.235	209	34.108	208	39.832	216		6	2:11.953	24.109	217	31.693	212	1:16.151		243

48	Vettel, DEU / Ellis, GBR								theoretical besttime: 1:31.776								
1	18:13.277	16:57.868	181	35.857	204	39.552	213		4	1:32.453	24.252	218	31.317	213	36.884	205	243
2	1:38.564	24.489	219	33.116	210	40.959	217	241	5	1:33.282	24.528	219	31.602	211	37.152	217	236
3	1:31.857	24.178	219	31.248	214	36.431	216	243	6	1:44.430	24.097	218	31.395	212	48.938		243

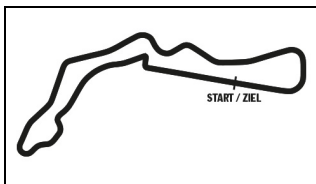
69	Slooten, DEU / Luhr, DEU								theoretical besttime: 1:34.040								
1	9:20.005	7:12.807	147	46.576	83	1:20.622			5	1:38.246	27.308	207	32.904	205	38.034	212	238
2	8:05.784	6:52.758	191	34.115	203	38.911	210		6	1:34.627	24.568	217	32.269	207	37.790	213	239
3	1:34.753	24.547	217	32.219	206	37.987	213	237	7	1:34.734	24.922	216	32.205	210	37.607	213	239
4	1:34.801	24.661	216	32.225	207	37.915	212	240	8	2:15.192	24.509	216	31.924	210	1:18.759		238

71	Paul, DEU / Reicher, AUT								theoretical besttime: 1:33.321								
1	6:54.401	5:39.050	193	35.772	200	39.579	212		6	1:33.449	24.287	217	31.868	210	37.294	214	242
2	2:27.292	24.982	213	41.185	75	1:21.125		240	7	1:33.701	24.389	217	31.818	210	37.494	214	242
3	9:06.851	7:55.224	210	33.324	206	38.303	212		8	1:33.505	24.401	217	31.888	211	37.216	215	242
4	1:34.157	24.688	216	32.071	210	37.398	214	241	9	3:09.380	35.187	79	1:03.447	78	1:30.746		243
5	1:33.626	24.400	217	31.839	208	37.387	214	243									

82	Ineichen, CHE / Perera, FRA								theoretical besttime: 1:32.419								
1	3:57.141	2:43.252	173	35.283	205	38.606	213		7	1:36.219	24.186	219	32.460	158	39.573	216	244
2	1:33.387	24.553	217	32.019	207	36.815	214	241	8	1:32.535	24.146	218	31.556	211	36.833	213	243
3	1:32.770	24.325	219	31.555	211	36.890	214	242	9	1:32.930	24.284	217	31.655	210	36.991	216	242
4	2:49.850	24.257	218	50.227	62	1:35.366		242	10	1:44.963	24.142	219	31.891	209	48.930		244
5	7:22.862	6:11.804	216	32.087	211	38.971	215		11	4:09.174	1:30.208	71	1:07.139	77	1:31.827		
6	1:32.638	24.263	218	31.462	213	36.913	215	243									

98	De Sadeleer, CHE / Hasse-Clot, FRA								theoretical besttime: 1:37.045								
1	5:44.557	4:32.977	197	33.354	209	38.226	214		3	16:42.709	15:19.184	159	34.030	204	49.495		
2	1:55.727	26.177	161	38.421	180	51.129		242	4	3:19.535	1:27.113	216	32.642	207	1:19.780		





ADAC GT Masters

Top speed list Free Practice Trophy



Provisional

Autodrom Most, Length: 4212m

Air temperature: 15.76°C

Track temperature: 15.89°C

Weather condition: Dry

DMSB Reg. Nr.: 125/19

Friday, May 17, 2019 12:20:00

#	Name (NAT)	Team	Car name	Speed	Lap	Race time
14	Nicolai Sylvest (DNK)	MRS GT-Racing (DEU)	BMW M6 GT3	250.00	8	25:01.735
13	Sven Barth (DEU)	RWT Racing (AUT)	Corvette C7 GT3-R	247.13	6	21:06.930
24	Mike David Ortmann (DEU)	BWT Mücke Motorsport (DEU)	Audi R8 LMS GT3	244.89	7	20:32.764
82	Rolf Ineichen (CHE)	ORANGE1 by GRT Grasser (AUT)	Lamborghini Huracan GT3 EVO	244.34	7	18:53.107
3	Remo Lips (CHE)	Aust Motorsport (DEU)	Audi R8 LMS GT3	243.79	6	18:57.996
48	Fabian Vettel (DEU)	MANN-FILTER Team HTP (DEU)	Mercedes-AMG GT3	243.79	3	19:56.288
29	Max Hofer (AUT)	Montaplast by Land-Motorsport (DEU)	Audi R8 LMS GT3	243.79	3	20:16.400
8	Dennis Marschall (DEU)	HCB-Rutronik-Racing	Audi R8 LMS GT3	243.24	4	19:50.033
71	Simon Reicher (AUT)	T3 Motorsport	Audi R8 LMS GT3	243.24	5	20:07.177
20	Mick Wishofer (AUT)	Team ZAKSPEED BKK Mobil Oil Racing (DEU)	Mercedes-AMG GT3	243.24	10	24:38.733
36	Aidan Read (AUS)	Schütz Motorsport (DEU)	Mercedes-AMG GT3	243.24	6	25:32.243
98	Hugo De Sadeleer (CHE)	PROpeak Performance	Aston Martin Vantage AMR GT3	242.69	2	5:49.041
28	Ricardo Feller (CHE)	Montaplast by Land-Motorsport (DEU)	Audi R8 LMS GT3	241.61	2	5:22.441
25	Jeffrey Schmidt (CHE)	BWT Mücke Motorsport (DEU)	Audi R8 LMS GT3	241.61	4	18:45.273
19	Michele Beretta (ITA)	ORANGE1 by GRT Grasser (AUT)	Lamborghini Huracan GT3 EVO	241.61	5	18:48.745
69	Jan-Erik Slooten (DEU)	Iron Force Racing	Porsche 911 GT3 R	240.00	4	19:05.066