

ADAC GT Masters

Result List Free Practice 1



Provisional

Autodrom Most, Length: 4212m

Air temperature: 15.78°C

Track temperature: 16.28°C

Weather condition: Dry

DMSB Reg. Nr.: 125/19

Friday, May 17, 2019 11:15:00

started : 31 classified : 31 not classified : 0

	Drivers	Team	Car	Lap	Best Time	Gap	Diff	Kph	Day Time
1	21 J.Bleekemolen(NLD) /J.Eriksson(SWE)	TeamZAKSPEEDBKKMobilOilRacing	Mercedes-AMG GT3	23	1:31.628			165.4	12:12:54
2	18 A.de Leener(BEL)/ M.Cairoli(ITA)	KÜS TEAM75 Bernhard(DEU)	Porsche 911 GT3 R	25	1:31.841	0.213	0.213	165.1	12:14:07
3	31 P.Niederhauser(CHE) /K.van der Linde(ZAF)	HCB-Rutronik-Racing	Audi R8 LMS GT3	21	1:31.852	0.224	0.011	165.0	12:14:13
4	82 R.Ineichen(CHE)(T)/ F.Perera(FRA)	ORANGE1 by GRT Grasser(AUT)	LamborghiniHuracanGT3E	25	1:31.929	0.301	0.077	164.9	12:13:52
5	28 R.Feller(CHE)(J)/ D.Vanthoor(BEL)	MontaplastbyLand-Motorsport(DEU)	Audi R8 LMS GT3	13	1:31.985	0.357	0.056	164.8	11:47:03
6	11 E.Erhart(DEU)/ P.Kaffer(DEU)	EFP Car Collection by TECE	Audi R8 LMS GT3	23	1:31.998	0.370	0.013	164.8	12:11:49
7	29 M.Hofer(AUT)(J) /C.Mies(DEU)	MontaplastbyLand-Motorsport(DEU)	Audi R8 LMS GT3	22	1:32.078	0.450	0.080	164.6	12:13:17
8	47 I.Dontje(NLD) /M.Götz(DEU)	MANN-FILTER Team HTP(DEU)	Mercedes-AMG GT3	5	1:32.176	0.548	0.098	164.5	12:13:08
9	63 M.Bortolotti(ITA) /C.Engelhart(DEU)	ORANGE1 by GRT Grasser(AUT)	LamborghiniHuracanGT3E	29	1:32.230	0.602	0.054	164.4	12:13:56
10	12 M.Drudi(ITA)(J) /F.Spengler(DEU)	EFP Car Collection by TECE	Audi R8 LMS GT3	20	1:32.290	0.662	0.060	164.2	11:59:03
11	24 M.Ortmann(DEU)(J)/ M.Winkelhock(DEU)	BWT Mücke Motorsport(DEU)	Audi R8 LMS GT3	20	1:32.296	0.668	0.006	164.2	11:59:10
12	48 F.Vettel(DEU)(J)/ P.Ellis(GBR)	MANN-FILTER Team HTP(DEU)	Mercedes-AMG GT3	11	1:32.354	0.726	0.058	164.1	11:46:56
13	33 F.Salaquarda(CZE)/ F.Stippler(DEU)	Team ISR(CZE)	Audi R8 LMS GT3	4	1:32.427	0.799	0.073	164.0	11:28:21
14	71 M.Paul(DEU)(J) /S.Reicher(AUT)(J)	T3 Motorsport	Audi R8 LMS GT3	8	1:32.444	0.816	0.017	164.0	11:29:19
15	14 N.Sylvest(DNK)(J)/ J.Klingmann(DEU)	MRS GT-Racing(DEU)	BMW M6 GT3	14	1:32.453	0.825	0.009	164.0	11:57:51
16	8 D.Marschall(DEU)(J) /C.Schreiner(DEU)(J)	HCB-Rutronik-Racing	Audi R8 LMS GT3	23	1:32.461	0.833	0.008	163.9	12:14:10
17	20 K.Snoeks(NLD)/ M.Wishofer(AUT)(J)	TeamZAKSPEEDBKKMobilOilRacing	Mercedes-AMG GT3	20	1:32.647	1.019	0.186	163.6	12:01:50
18	25 J.Schmidt(CHE)(J)/ C.Haase(DEU)	BWT Mücke Motorsport(DEU)	Audi R8 LMS GT3	5	1:32.741	1.113	0.094	163.5	11:23:23
19	26 N.Rogivue(CHE)(J)/ S.Mücke(DEU)	BWT Mücke Motorsport(DEU)	Audi R8 LMS GT3	12	1:32.763	1.135	0.022	163.4	11:47:11
20	7 L.Ludwig(DEU) /S.Asch(DEU)	HB Racing(AUT)	Ferrari 488 GT3	5	1:32.777	1.149	0.014	163.4	11:24:30
21	19 M.Beretta(ITA)(J) /M.Mapelli(ITA)	ORANGE1 by GRT Grasser(AUT)	LamborghiniHuracanGT3E	19	1:32.779	1.151	0.002	163.4	12:15:31
22	99 D.Keilwitz(DEU) /M.Martin(BEL)	PROpeak Performance	AstonMartinVantageAMR(26	1:32.812	1.184	0.033	163.3	12:14:05
23	3 R.Lips(CHE)(T)/ M.Hackländer(DEU)	Aust Motorsport(DEU)	Audi R8 LMS GT3	9	1:32.864	1.236	0.052	163.2	11:30:11
24	77 M.Pommer(DEU)/ M.Kirchhöfer(DEU)	Callaway Competition(DEU)	Corvette C7 GT3-R	11	1:32.869	1.241	0.005	163.2	11:36:39
25	13 S.Barth(DEU)(T) /D.Jahn(DEU)	RWT Racing(AUT)	Corvette C7 GT3-R	6	1:32.883	1.255	0.014	163.2	11:29:25
26	1 R.Renauer(DEU)/ T.Preining(AUT)	Precote Herberth Motorsport(DEU)	Porsche 911 GT3 R	13	1:32.958	1.330	0.075	163.1	12:13:01
27	17 T.Bernhard(DEU) /K.Bachler(AUT)	KÜS TEAM75 Bernhard(DEU)	Porsche 911 GT3 R	3	1:33.073	1.445	0.115	162.9	11:20:07
28	69 J.Slooten(DEU)(T)/ L.Luhr(DEU)	Iron Force Racing	Porsche 911 GT3 R	8	1:33.091	1.463	0.018	162.8	11:30:19
29	98 H.De Sadeleer(CHE)(J) /V.Hasse-Clot(FRA)(J)	PROpeak Performance	AstonMartinVantageAMR(24	1:33.161	1.533	0.070	162.7	12:14:00
30	36 M.Dienst(DEU)(J) /A.Read(AUS)(J)	Schütz Motorsport(DEU)	Mercedes-AMG GT3	14	1:33.197	1.569	0.036	162.7	11:46:36
31	4 A.Hoti(DEU)(J) /C.Dreyspring(DEU)(J)	Aust Motorsport(DEU)	Audi R8 LMS GT3	12	1:34.214	2.586	1.017	160.9	11:35:15

Subject to final scrutineering!

Publication time:

Clerk of the Course: Michal Marek

Timekeeper: Steffen Ruhl

ver: 1.0

www.adac.de/motorsport

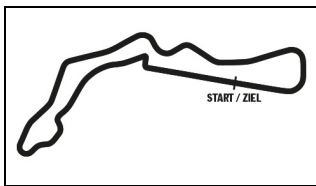
Page 1/ 1 printed: 17.5.2019 12:17

ADAC Vorteilsprogramm



Audi Sport





ADAC GT Masters

Sector List Free Practice 1



Provisional

Autodrom Most, Length: 4212m

Air temperature: 15.78°C

Track temperature: 16.28°C

Weather condition: Dry

DMSB Reg. Nr.: 125/19

Friday, May 17, 2019 11:15:00

Lap	Time	SE1	SP1	SE2	SP2	SE3	SP3	TSP	Lap	Time	SE1	SP1	SE2	SP2	SE3	SP3	TSP
1 Renauer, DEU / Preining, AUT									theoretical besttime: 1:32.754								
1	28:29.560	27:05.795	137	39.622	136	44.143	207		9	1:35.912	25.264	196	32.671	210	37.977	214	227
2	1:44.374	28.926	159	35.382	177	40.066	213	160	10	2:18.298	24.836	208	32.407	212	1:21.055		243
3	1:40.415	27.170	145	34.260	179	38.985	213	190	11	6:09.131	4:55.770	137	33.183	174	40.178	216	
4	1:41.611	27.934	180	33.768	184	39.909	213	183	12	1:50.477	24.735	217	31.693	211	54.049	213	244
5	2:42.318	26.101	176	47.059	71	1:29.158		196	13	1:32.958	24.480	217	31.428	214	37.050	216	242
6	5:01.873	3:48.493	165	34.168	180	39.212	212		14	1:36.420	24.276	219	33.663	210	38.481	215	244
7	1:37.230	25.397	190	33.206	204	38.627	213	221	15	1:33.407	24.443	218	31.679	211	37.285	210	244
8	1:36.407	25.296	197	33.068	205	38.043	214	218									

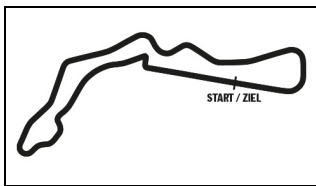
Lap	Time	SE1	SP1	SE2	SP2	SE3	SP3	TSP	Lap	Time	SE1	SP1	SE2	SP2	SE3	SP3	TSP
3 Lips, CHE / Hackländer, DEU									theoretical besttime: 1:32.697								
1	2:34.983	1:12.743	162	39.016	186	43.224	195		15	6:01.380	4:51.566	214	32.464	209	37.350	215	
2	1:37.330	26.253	197	32.844	208	38.233	213	214	16	1:33.065	24.165	218	31.587	210	37.313	214	244
3	1:33.581	24.427	217	31.845	210	37.309	214	242	17	1:36.767	26.347	218	32.220	209	38.200	215	244
4	1:33.800	24.657	217	31.751	211	37.392	213	243	18	2:10.392	24.987	218	31.769	213	1:13.636		245
5	1:35.883	24.282	218	31.831	209	39.770	214	243	19	6:14.234	4:50.765	214	32.841	166	50.628		
6	1:32.919	24.205	216	31.598	213	37.116	214	243	20	2:36.998	1:24.189	210	33.650	193	39.159	213	
7	1:33.258	24.355	217	31.596	213	37.307	215	244	21	1:38.735	24.452	217	33.741	201	40.542	212	241
8	1:36.216	25.692	187	33.289	210	37.235	215	224	22	1:48.266	24.683	216	32.797	209	50.786	87	242
9	1:32.864	24.332	217	31.540	213	36.992	216	244	23	2:59.116	49.318	82	58.094	92	1:11.704		85
10	1:33.412	24.803	216	31.548	213	37.061	214	244	24	3:42.135	2:30.876	216	32.989	207	38.270	211	
11	1:33.308	24.289	217	31.930	213	37.089	214	243	25	1:34.601	24.320	218	32.254	209	38.027	214	243
12	1:33.170	24.388	216	31.777	212	37.005	214	243	26	1:35.002	24.610	217	32.610	207	37.782	215	244
13	1:33.038	24.274	217	31.638	213	37.126	214	244	27	1:34.161	24.439	218	31.925	211	37.797	211	244
14	2:34.726	24.388	218	48.783	78	1:21.555		244	28	1:34.197	24.442	218	32.121	210	37.634	215	243

Lap	Time	SE1	SP1	SE2	SP2	SE3	SP3	TSP	Lap	Time	SE1	SP1	SE2	SP2	SE3	SP3	TSP
4 Hoti, DEU / Dreyspring, DEU									theoretical besttime: 1:34.150								
1	2:39.630	1:16.747	155	39.814	194	43.069	204		8	1:34.535	24.785	217	32.169	210	37.581	213	241
2	1:43.528	26.121	207	36.401	190	41.006	208	233	9	1:34.360	24.596	217	32.213	209	37.551	212	242
3	1:37.705	25.531	215	33.329	204	38.845	209	236	10	1:34.463	24.654	216	32.048	210	37.761	213	242
4	1:35.994	25.166	216	32.550	207	38.278	210	237	11	1:34.628	24.744	216	32.209	212	37.675	213	243
5	1:35.493	24.726	215	32.467	207	38.300	209	241	12	1:34.214	24.657	216	32.051	211	37.506	214	242
6	1:35.445	25.046	215	32.387	208	38.012	212	240	13	3:49.472	24.723	216	2:03.902	132	1:20.847		242
7	1:35.059	24.819	216	32.293	209	37.947	212	241									

Lap	Time	SE1	SP1	SE2	SP2	SE3	SP3	TSP	Lap	Time	SE1	SP1	SE2	SP2	SE3	SP3	TSP
7 Ludwig, DEU / Asch, DEU									theoretical besttime: 1:32.314								
1	2:17.852	53.004	160	34.551	206	50.297			10	4:30.769	2:57.216	146	40.815	203	52.738	80	
2	2:30.441	1:20.818	217	32.276	209	37.347	214		11	3:10.987	49.816	79	1:01.640	80	1:19.531		80
3	1:33.719	24.573	218	31.981	207	37.165	214	241	12	4:10.671	2:58.913	218	32.444	209	39.314	214	
4	1:34.827	24.411	218	32.249	176	38.167	214	240	13	1:36.372	24.416	218	31.788	203	40.168	213	243
5	1:32.777	24.372	217	31.691	210	36.714	214	241	14	1:38.381	27.115	203	32.846	206	38.420	213	239
6	1:44.236	24.438	217	31.592	212	48.206		241	15	2:05.853	25.072	214	32.585	208	1:08.196		241
7	1:59.007	38.805	218	31.774	211	48.428			16	6:56.087	5:46.368	217	32.254	206	37.465	213	
8	2:04.138	44.311	217	31.695	210	48.132			17	1:32.792	24.326	217	31.517	210	36.949	214	238
9	2:43.569	1:22.319	216	32.236	200	49.014			18	2:17.273	24.083	217	48.691		1:04.499		240

Lap	Time	SE1	SP1	SE2	SP2	SE3	SP3	TSP	Lap	Time	SE1	SP1	SE2	SP2	SE3	SP3	TSP
8 Marschall, DEU / Schreiner, DEU									theoretical besttime: 1:32.451								
1	2:19.016	56.054	154	40.640	196	42.322	207		13	1:34.933	24.554	216	32.349	209	38.030	211	242
2	1:37.166	25.295	215	33.327	208	38.544	209	237	14	1:38.521	27.682	214	32.612	207	38.227	210	241
3	1:35.779	24.793	216	32.474	208	38.512	210	239	15	2:09.200	24.805	216	32.188	210	1:12.207		241
4	1:36.688	25.217	215	33.079	208	38.392	211	241	16	7:30.293	6:19.143	213	32.996	206	38.154	210	
5	1:47.737	24.671	216	32.486	209	50.580		241	17	1:36.718	24.403	215	32.115	209	40.200	212	242
6	7:38.348	6:24.983	207	33.837	205	39.528	194		18	1:35.722	24.572	216	32.658	208	38.492	213	241
7	1:38.219	26.657	215	32.972	205	38.590	212	231	19	2:00.460	24.637	216	32.232	210	1:03.591		243
8	1:35.275	24.805	215	32.492	209	37.978	210	241	20	6:28.901	5:17.785	214	33.301	206	37.815	213	
9	1:34.505	24.615	216	32.081	211	37.809	212	241	21	1:33.259	24.370	216	31.754	210	37.135	213	243
10	2:33.545	24.633	216	42.230	101	1:26.682		242	22	1:33.196	24.354	216	31.744	213	37.098	215	243
11	4:24.543	3:11.415	198	34.792	204	38.336	210		23	1:32.461	24.173	216	31.360	213	36.928	213	245
12	1:34.880	24.648	216	32.176	210	38.056	212	241	24	1:33.137	24.541	217	31.678	210	36.918	214	244





ADAC GT Masters



Sector List Free Practice 1

Provisional

Autodrom Most, Length: 4212m

Air temperature: 15.78°C

Track temperature: 16.28°C

Weather condition: Dry

DMSB Reg. Nr.: 125/19

Friday, May 17, 2019 11:15:00

Lap	Time	SE1	SP1	SE2	SP2	SE3	SP3	TSP	Lap	Time	SE1	SP1	SE2	SP2	SE3	SP3	TSP
11 Erhart, DEU / Kaffer, DEU									theoretical besttime: 1:31.814								
1	2:56.961	1:24.207	166	38.101	199	54.653			14	1:33.901	24.380	216	32.052	209	37.469	213	242
2	2:44.683	1:21.817	214	33.139	206	49.727			15	1:44.263	26.373	215	32.396	209	45.494	213	241
3	2:33.346	1:21.632	214	32.280	211	39.434	214		16	2:10.778	24.871	210	32.223	208	1:13.684		242
4	1:33.916	24.514	216	32.020	212	37.382	213	243	17	6:04.883	4:50.110	167	34.821	206	39.952	213	
5	1:33.897	24.490	216	31.983	210	37.424	213	242	18	1:33.083	24.300	216	31.765	210	37.018	214	241
6	1:33.959	24.577	215	32.048	210	37.334	215	242	19	1:32.652	24.321	216	31.534	211	36.797	215	243
7	1:33.453	24.441	215	31.902	210	37.110	215	242	20	1:32.494	24.140	216	31.506	213	36.848	216	243
8	1:46.791	24.429	216	32.152	209	50.210		242	21	2:20.536	24.614	168	35.470	161	1:20.452		244
9	3:05.794	1:49.177	180	36.908	177	39.709	212		22	6:45.666	5:32.385	130	35.163	207	38.118	216	
10	1:35.073	25.096	215	32.585	209	37.392	214	241	23	1:31.998	24.197	217	31.371	213	36.430	216	244
11	2:07.335	24.489	216	32.017	210	1:10.829		242	24	1:32.090	24.013	216	31.463	210	36.614	215	244
12	5:18.487	4:07.352	210	33.124	208	38.011	213		25	1:46.062	25.093	218	31.755	211	49.214		244
13	1:34.941	24.904	216	32.304	208	37.733	212	242									

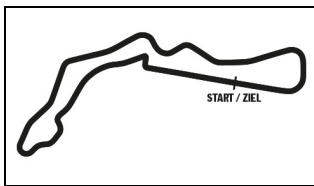
Lap	Time	SE1	SP1	SE2	SP2	SE3	SP3	TSP	Lap	Time	SE1	SP1	SE2	SP2	SE3	SP3	TSP
12 Drudi, ITA / Spengler, DEU									theoretical besttime: 1:31.863								
1	3:06.159	1:50.133	111	36.641	199	39.385	211		15	1:32.982	24.474	217	31.690	207	36.818	214	242
2	1:34.940	25.268	216	32.234	209	37.438	214	238	16	1:34.853	25.368	216	31.670	210	37.815	213	242
3	1:33.769	24.689	216	32.003	210	37.077	214	242	17	2:40.850	24.763	217	55.039	78	1:21.048		242
4	1:33.392	24.628	215	31.778	210	36.986	214	242	18	4:28.041	3:16.051	214	32.064	209	39.926	214	
5	1:33.256	24.425	215	31.943	209	36.888	213	242	19	1:32.685	24.320	217	31.588	210	36.777	214	242
6	1:34.810	25.524	214	31.802	211	37.484	212	242	20	1:32.290	24.239	217	31.593	212	36.458	216	243
7	1:33.682	24.769	215	31.849	211	37.064	213	241	21	1:34.101	24.110	218	31.959	204	38.032	215	244
8	1:33.661	24.731	214	31.738	213	37.192	214	242	22	1:47.278	24.106	215	33.309	205	49.863		243
9	1:45.465	24.495	216	31.982	210	48.988		242	23	7:04.189	5:45.510	213	34.015	193	44.664	214	
10	2:43.148	1:21.163	214	32.179	211	49.806			24	1:32.655	24.322	216	31.436	211	36.897	215	243
11	2:11.492	51.094	214	31.957	213	48.441			25	1:34.568	24.332	216	32.532	181	37.704	214	243
12	3:44.957	1:22.613	215	1:01.413	78	1:20.931			26	1:32.886	24.221	217	31.743	210	36.922	214	243
13	4:34.238	3:16.833	179	36.097	203	41.308	210		27	1:32.436	24.298	217	31.299	213	36.839	214	243
14	1:37.955	24.872	217	32.426	208	40.657	213	241									

Lap	Time	SE1	SP1	SE2	SP2	SE3	SP3	TSP	Lap	Time	SE1	SP1	SE2	SP2	SE3	SP3	TSP
13 Barth, DEU / Jahn, DEU									theoretical besttime: 1:32.619								
1	4:40.300	3:10.285	188	37.014	189	53.001			11	2:13.765	1:02.443	220	32.352	211	38.970	217	
2	3:30.617	2:19.742	216	33.071	211	37.804	216		12	1:34.567	24.436	220	32.733	210	37.398	217	246
3	1:33.356	24.446	220	31.790	210	37.120	217	243	13	1:33.242	24.554	223	31.576	215	37.112	217	246
4	1:34.322	24.346	220	32.618	212	37.358	216	244	14	1:44.163	24.485	222	31.544	214	48.134		246
5	1:33.295	24.768	221	31.588	213	36.939	216	244	15	3:23.454	1:21.465	220	41.518	79	1:20.471		
6	1:32.883	24.342	222	31.668	214	36.873	217	246	16	5:49.391	4:39.846	219	32.137	213	37.408	217	
7	1:33.110	24.322	220	31.479	216	37.309	217	247	17	1:45.443	24.267	222	32.650	196	48.526		246
8	1:49.116	25.031	210	33.344	212	50.741		246	18	2:30.627	1:21.040	221	32.441	211	37.146	218	
9	4:30.349	3:12.957	185	34.676	212	42.716	79		19	2:10.720	24.661	210	32.679	213	1:13.380		246
10	3:13.418	50.236	78	1:02.516	79	1:20.666		79									

Lap	Time	SE1	SP1	SE2	SP2	SE3	SP3	TSP	Lap	Time	SE1	SP1	SE2	SP2	SE3	SP3	TSP
14 Sylvest, DNK / Klingmann, DEU									theoretical besttime: 1:32.141								
1	2:52.896	1:04.762	116	43.044	193	1:05.090			12	2:50.507	24.415	223	1:00.196	80	1:25.896		247
2	7:10.375	5:57.581	199	34.226	206	38.568	217		13	4:36.030	3:23.547	219	32.616	213	39.867	218	
3	1:33.688	24.412	222	32.111	205	37.165	217	246	14	1:32.453	24.374	223	31.368	216	36.711	219	247
4	1:32.956	24.449	222	31.575	216	36.932	218	246	15	1:34.231	24.131	223	31.457	216	38.643	220	250
5	1:32.917	24.377	222	31.547	213	36.993	219	247	16	1:35.713	24.141	224	31.958	213	39.614	219	249
6	1:44.273	24.432	222	31.592	216	48.249		247	17	1:55.352	24.561	191	31.693	217	59.098		250
7	5:56.855	4:34.904	220	34.703	213	47.248	80		18	7:09.570	5:58.632	220	32.310	211	38.628	220	
8	3:11.403	50.234	79	1:01.606	80	1:19.563		80	19	1:32.874	24.199	224	31.758	216	36.917	220	251
9	4:08.000	2:32.938	194	38.553	205	56.509			20	1:32.821	24.123	224	31.726	212	36.972	218	250
10	2:32.849	1:23.257	221	32.580	214	37.012	219		21	1:32.720	24.128	225	31.538	217	37.054	222	248
11	1:34.880	26.205	219	31.745	215	36.930	219	248	22	1:33.473	24.062	224	31.551	215	37.860	219	250

Lap	Time	SE1	SP1	SE2	SP2	SE3	SP3	TSP	Lap	Time	SE1	SP1	SE2	SP2	SE3	SP3	TSP
17 Bernhard, DEU / Bachler, AUT									theoretical besttime: 1:32.781								
1	1:55.995	36.876	157	36.983	202	42.136	211		9	1:33.438	24.352	216	31.792	212	37.294	213	241
2	1:37.959	25.003	214	32.371	210	40.585	213	240	10	1:33.250	24.541	218	31.660	211	37.049	215	242
3	1:33.073	24.544	218	31.445	213	37.084	213	241	11	2:31.189	24.331	219	44.200	73	1:22.658		243
4	1:33.219	24.372	219	31.622	211	37.225	215	241	12	3:45.930	2:35.896	218	32.660	209	37.374	215	
5	1:33.762	24.366	219	31.670	212	37.726	215	242	13	1:33.182	24.344	218	31.833	208	37.005	215	242





ADAC GT Masters

Sector List Free Practice 1



Provisional

Autodrom Most, Length: 4212m

Air temperature: 15.78°C

Track temperature: 16.28°C

Weather condition: Dry

DMSB Reg. Nr.: 125/19

Friday, May 17, 2019 11:15:00

Lap	Time	SE1	SP1	SE2	SP2	SE3	SP3	TSP	Lap	Time	SE1	SP1	SE2	SP2	SE3	SP3	TSP
6	1:45.961	24.335	219	32.013	209	49.613		243	14	1:33.114	24.335	218	31.478	212	37.301	213	242
7	6:50.357	5:37.209	215	33.037	207	40.111	213		15	7:46.441	5:24.621	79	1:01.771	80	1:20.049		243
8	1:33.925	24.399	216	31.892	208	37.634	214	241									

18 de Leener, BEL / Cairoli, ITA

theoretical besttime: 1:31.841

1	2:32.153	1:11.185	151	38.602	173	42.366	206		14	1:32.813	24.222	216	31.561	210	37.030	213	240
2	1:36.149	25.154	213	32.767	204	38.228	211	234	15	1:36.987	26.884	214	32.570	209	37.533	213	241
3	1:36.274	25.632	216	32.469	207	38.173	211	237	16	1:48.934	25.282	215	32.072	209	51.580		240
4	1:34.452	24.613	216	32.054	209	37.785	212	238	17	7:49.716	6:40.100	213	32.410	208	37.206	213	
5	1:34.034	24.488	216	32.042	209	37.504	212	239	18	1:32.329	24.157	216	31.243	210	36.929	212	240
6	1:33.959	24.527	215	31.973	210	37.459	212	239	19	1:32.816	24.120	216	31.879	206	36.817	215	239
7	1:34.544	24.500	215	32.235	210	37.809	212	239	20	1:33.249	24.398	206	31.784	210	37.067	214	242
8	1:33.699	24.577	214	31.780	211	37.342	213	240	21	2:53.307	31.788	79	1:01.640	80	1:19.879		242
9	1:34.553	24.962	215	31.931	209	37.660	212	240	22	4:32.214	3:19.674	205	32.109	200	40.431	216	
10	1:47.180	24.753	215	31.711	211	50.716		239	23	1:34.170	23.978	217	31.438	210	38.754	215	243
11	7:45.472	5:13.363	117	1:03.894	79	1:28.215			24	1:38.191	24.143	216	31.505	205	42.543	214	243
12	3:13.897	1:59.574	213	34.635	188	39.688	213		25	1:31.841	23.975	218	31.185	210	36.681	214	242
13	1:33.667	24.569	216	31.821	208	37.277	212	238	26	1:32.164	23.999	218	31.402	209	36.763	214	242

19 Beretta, ITA / Mapelli, ITA

theoretical besttime: 1:32.606

1	17:05.559	15:43.153	90	39.584	156	42.822	210		11	1:32.957	24.617	215	31.508	210	36.832	213	240
2	1:37.018	26.055	215	32.376	210	38.587	213	238	12	1:32.889	24.485	215	31.456	211	36.948	212	241
3	1:35.243	24.536	215	31.625	213	39.082	213	241	13	1:46.940	24.389	215	32.209	201	50.342		240
4	1:33.369	24.455	216	32.121	212	36.793	214	241	14	3:39.893	1:22.706	214	57.003	79	1:20.184		
5	2:58.653	34.141	77	1:02.767	80	1:21.745		242	15	4:57.810	3:47.445	215	32.580	208	37.785	215	
6	4:58.807	3:45.167	214	32.244	210	41.396	213		16	1:33.676	24.614	216	31.917	211	37.145	215	243
7	1:33.237	24.530	216	31.783	210	36.924	213	241	17	1:33.014	24.529	216	31.573	211	36.912	213	242
8	1:38.738	25.416	215	32.391	209	40.931	213	240	18	1:33.135	24.357	217	31.630	209	37.148	214	242
9	1:49.228	24.482	215	31.517	212	53.229		241	19	1:32.779	24.394	218	31.529	213	36.856	215	243
10	5:57.497	4:40.434	205	32.136	209	44.927	213										

20 Snoeks, NLD / Wishofer, AUT

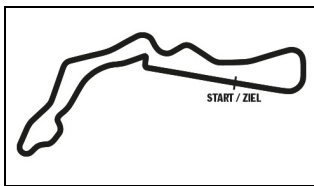
theoretical besttime: 1:32.395

1	2:22.865	1:06.105	136	36.973	203	39.787	209		14	1:32.753	24.200	218	31.703	208	36.850	216	242
2	1:35.091	24.957	215	31.977	209	38.157	210	236	15	1:47.073	25.432	217	32.276	212	49.365		241
3	1:34.195	24.444	216	32.094	206	37.657	212	238	16	7:41.227	6:31.374	180	32.751	208	37.102	216	
4	2:01.910	48.434	122	35.034	210	38.442	213	239	17	1:32.725	24.310	217	31.590	213	36.825	217	242
5	1:33.518	24.316	216	31.875	208	37.327	215	241	18	1:32.790	24.289	218	31.465	214	37.036	218	242
6	1:33.375	24.329	216	31.772	210	37.274	215	242	19	1:32.691	24.311	219	31.641	212	36.739	217	243
7	1:45.696	24.290	217	32.152	210	49.254		241	20	1:32.647	24.377	218	31.487	216	36.783	217	244
8	6:21.040	5:11.121	213	32.281	208	37.638	212		21	2:43.801	24.598	218	55.472	79	1:23.731		243
9	1:33.460	24.473	215	31.827	210	37.160	215	240	22	5:17.388	4:01.601	216	33.208	190	42.579	216	
10	1:33.867	24.332	216	32.391	210	37.144	215	243	23	1:32.921	24.260	217	31.456	211	37.205	214	243
11	2:57.952	33.655	79	1:03.202	74	1:21.095		242	24	1:36.208	24.963	216	32.704	211	38.541	214	243
12	3:11.080	1:59.749	216	32.441	209	38.890	213		25	1:32.879	24.212	218	31.607	212	37.060	215	242
13	1:33.241	24.292	217	31.969	210	36.980	216	241	26	1:50.131	25.166	219	31.891	210	53.074		227

21 Bleekemolen, NLD / Eriksson, SWE

theoretical besttime: 1:31.562

1	2:46.929	1:23.467	152	38.965	178	44.497	206		14	1:44.309	24.190	219	37.417	115	42.702	215	243
2	1:46.322	26.853	175	37.915	192	41.554	213	217	15	1:35.007	25.527	215	32.462	210	37.018	217	242
3	1:34.268	24.494	217	32.256	207	37.518	213	239	16	1:42.370	25.838	216	32.108	211	44.424	79	242
4	1:33.418	24.234	218	31.957	210	37.227	213	240	17	3:17.507	51.788	78	1:02.627	79	1:23.092		79
5	1:33.389	24.183	217	31.821	211	37.385	213	241	18	3:15.447	1:53.674	213	32.611	209	49.162		
6	1:38.596	24.428	217	35.123	201	39.045	215	241	19	2:44.789	1:22.106	216	32.494	211	50.189		
7	1:32.930	24.171	217	31.545	213	37.214	214	242	20	5:45.356	3:26.426	133	56.037	77	1:22.893		
8	1:50.878	24.063	217	35.816	203	50.999		242	21	5:06.567	3:52.434	198	34.367	208	39.766	216	
9	4:40.762	3:29.841	214	33.126	210	37.795	214		22	1:35.047	24.052	218	31.370	212	39.625	217	243
10	1:34.310	24.433	217	31.753	211	38.124	215	241	23	1:31.628	23.865	218	31.262	213	36.501	216	243
11	1:51.337	24.405	217	33.611	209	53.321		242	24	1:31.854	23.799	219	31.443	212	36.612	217	243
12	5:38.974	4:29.117	216	32.373	209	37.484	215		25	1:47.034	24.895	206	32.564	211	49.575		243
13	1:32.970	24.284	218	31.780	210	36.906	216	242									



ADAC GT Masters



Sector List Free Practice 1

Provisional

Autodrom Most, Length: 4212m

Air temperature: 15.78°C

Track temperature: 16.28°C

Weather condition: Dry

DMSB Reg. Nr.: 125/19

Friday, May 17, 2019 11:15:00

Lap	Time	SE1	SP1	SE2	SP2	SE3	SP3	TSP	Lap	Time	SE1	SP1	SE2	SP2	SE3	SP3	TSP
24 Ortmann, DEU / Winkelhock, DEU									theoretical besttime: 1:32.106								
1	1:59.730	45.498	178	35.406	202	38.826	210		14	1:33.785	24.732	216	31.962	209	37.091	213	241
2	1:40.159	25.904	194	33.114	201	41.141	212	238	15	1:35.375	25.533	215	32.756	211	37.086	214	242
3	1:34.568	24.689	216	32.430	210	37.449	213	241	16	1:37.962	24.305	216	33.469	158	40.188	123	242
4	1:33.647	24.314	217	31.933	211	37.400	214	242	17	3:14.347	50.588	78	1:02.463	79	1:21.296		79
5	1:48.267	24.491	216	31.704	213	52.072		243	18	3:29.448	2:14.028	213	35.399	208	40.021	214	
6	5:25.711	4:15.439	213	32.276	209	37.996	214		19	1:32.726	24.256	216	31.514	209	36.956	214	242
7	1:34.740	24.285	216	32.603	182	37.852	214	242	20	1:32.296	24.093	216	31.480	210	36.723	216	243
8	1:33.416	24.607	215	31.694	212	37.115	212	242	21	1:49.923	25.571	206	32.789	208	51.563		242
9	1:33.101	24.411	216	31.468	213	37.222	213	242	22	8:41.592	7:26.272	212	32.656	195	42.664	215	
10	1:36.790	25.032	174	34.088	210	37.670	214	243	23	1:35.117	24.214	216	31.737	212	39.166	215	244
11	1:32.858	24.335	216	31.665	212	36.858	214	243	24	1:32.465	24.062	216	31.549	210	36.854	215	243
12	2:58.229	34.647	78	1:02.632	79	1:20.950		243	25	1:32.361	24.029	217	31.599	212	36.733	216	243
13	4:41.965	3:23.725	191	38.536	165	39.704	213		26	1:32.377	24.200	217	31.354	213	36.823	215	243

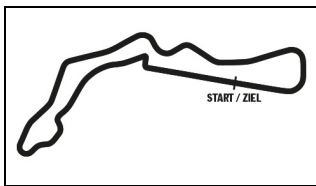
25 Schmidt, CHE / Haase, DEU									theoretical besttime: 1:32.643								
1	2:01.385	45.899	161	35.820	203	39.666	212		10	1:33.134	24.436	216	31.744	212	36.954	213	242
2	1:41.334	25.445	212	32.516	211	43.373	212	241	11	1:50.171	24.339	217	34.635	210	51.197		243
3	1:33.689	24.608	216	31.827	210	37.254	212	241	12	7:43.915	6:26.340	175	37.712	163	39.863	211	
4	1:33.435	24.399	217	31.908	210	37.128	214	241	13	1:38.592	25.327	207	33.049	208	40.216	214	240
5	1:32.741	24.381	216	31.535	213	36.825	214	243	14	1:36.718	26.227	207	32.690	210	37.801	214	241
6	1:45.299	24.466	216	31.761	212	49.072		244	15	2:21.753	26.298	210	35.014	136	1:20.441		242
7	5:47.842	4:38.195	207	32.405	211	37.242	213		16	19:08.727	17:41.212	212	32.945	206	54.570		
8	1:33.185	24.460	215	31.576	212	37.149	214	241	17	2:44.983	1:23.078	213	32.436	208	49.469		
9	1:33.057	24.477	215	31.479	212	37.101	213	242	18	2:31.899	1:22.173	214	32.233	210	37.493	215	

26 Rogivue, CHE / Mücke, DEU									theoretical besttime: 1:32.534								
1	2:16.495	48.422	169	36.213	200	51.860			9	2:02.658	24.104	216	32.938	211	1:05.616		243
2	2:38.679	1:27.539	203	33.306	210	37.834	213		10	6:04.632	4:51.319	183	33.915	208	39.398	213	
3	1:33.303	24.389	216	31.864	212	37.050	213	241	11	1:35.811	24.864	215	31.878	206	39.069	212	242
4	1:34.356	24.353	216	32.110	210	37.893	213	242	12	1:32.763	24.276	217	31.548	211	36.939	213	241
5	1:33.633	24.398	216	31.911	212	37.324	212	242	13	1:47.482	25.518	214	32.522	208	49.442		242
6	1:45.794	24.515	216	31.906	211	49.373		241	14	9:13.348	8:02.712	210	33.206	208	37.430	213	
7	7:59.160	6:45.779	200	34.677	204	38.704	213		15	1:34.685	24.217	216	32.897	189	37.571	214	242
8	1:33.289	24.486	215	31.921	213	36.882	214	240	16								242

28 Feller, CHE / Vanthoor, BEL									theoretical besttime: 1:31.910								
1	3:17.171	2:02.661	189	35.437	206	39.073	212		11	6:45.235	5:34.188	216	32.364	214	38.683	216	
2	1:34.852	24.977	217	32.299	212	37.576	213	239	12	1:32.256	24.426	216	31.329	215	36.501	216	244
3	1:33.472	24.610	217	31.835	212	37.027	215	242	13	1:31.985	24.284	218	31.254	213	36.447	216	244
4	1:33.063	24.472	218	31.527	213	37.064	215	243	14	1:44.803	25.208	219	31.553	213	48.042		243
5	1:32.441	24.347	217	31.496	216	36.598	216	244	15	7:01.248	5:45.044	126	34.827	210	41.377	213	
6	1:32.285	24.287	217	31.430	215	36.568	216	245	16	1:32.710	24.480	217	31.495	213	36.735	214	242
7	1:48.257	24.209	217	33.850	121	50.198		244	17	1:32.578	24.370	218	31.552	213	36.656	214	244
8	6:02.714	4:50.530	214	35.209	194	36.975	215		18	1:33.309	24.354	218	31.871	203	37.084	214	244
9	1:32.499	24.421	216	31.392	215	36.686	213	243	19	1:32.418	24.322	218	31.533	215	36.563	215	244
10	1:46.666	24.358	217	31.482	214	50.826		242	20	3:00.622	37.051	78	1:02.722	78	1:20.849		244

29 Hofer, AUT / Mies, DEU									theoretical besttime: 1:32.011								
1	3:04.417	1:48.468	147	36.743	198	39.206	209		13	1:32.937	24.538	216	31.767	210	36.632	215	242
2	1:35.158	25.313	215	32.242	209	37.603	212	236	14	1:32.771	24.616	217	31.522	211	36.633	214	243
3	1:33.954	24.723	216	31.938	211	37.293	215	239	15	1:45.006	24.763	216	31.679	208	48.564		242
4	1:59.451	24.502	216	38.886	86	56.063		241	16	7:30.645	6:19.516	213	32.202	208	38.927	213	
5	2:36.288	1:27.024	214	32.056	212	37.208	215		17	1:32.397	24.251	216	31.525	210	36.621	214	241
6	1:33.832	24.478	216	31.962	211	37.392	214	243	18	1:32.278	24.135	216	31.490	210	36.653	215	243
7	1:36.680	24.663	214	33.513	200	38.504	213	244	19	1:44.379	24.199	217	31.513	213	48.667		244
8	1:33.431	24.559	216	31.709	213	37.163	214	243	20	8:35.819	7:27.002	216	32.002	208	36.815	215	
9	1:45.059	24.510	216	31.634	213	48.915		243	21	1:32.336	24.089	216	31.635	208	36.612	216	244
10	3:46.873	2:37.325	214	32.176	211	37.372	214		22	1:32.078	23.935	216	31.509	211	36.634	216	243
11	2:09.327	24.448	217	31.930	213	1:12.949		243	23	1:32.188	24.030	218	31.464	213	36.694	213	244
12	6:11.363	4:51.618	146	40.176	201	39.569	214		24	1:32.220	24.076	218	31.498	212	36.646	215	243





ADAC GT Masters

Sector List Free Practice 1



Provisional

Autodrom Most, Length: 4212m

Air temperature: 15.78°C

Track temperature: 16.28°C

Weather condition: Dry

DMSB Reg. Nr.: 125/19

Friday, May 17, 2019 11:15:00

Lap	Time	SE1	SP1	SE2	SP2	SE3	SP3	TSP	Lap	Time	SE1	SP1	SE2	SP2	SE3	SP3	TSP
31 Niederhauser, CHE / van der Linde, ZAF									theoretical besttime: 1:31.820								
1	2:13.070	47.406	200	34.550	201	51.114			12	1:32.959	24.634	218	31.569	213	36.756	214	244
2	2:32.960	1:21.521	216	32.368	210	39.071	212		13	1:47.959	25.539	210	32.553	210	49.867		244
3	1:33.613	24.590	217	31.881	210	37.142	213	241	14	6:33.465	5:23.093	214	32.733	208	37.639	214	
4	1:33.138	24.280	218	31.641	211	37.217	212	242	15	1:33.782	24.730	216	31.951	210	37.101	214	242
5	1:33.159	24.433	216	31.879	210	36.847	214	242	16	1:32.606	24.285	217	31.612	211	36.709	216	244
6	1:32.748	24.288	217	31.614	212	36.846	215	244	17	1:45.705	24.272	217	31.940	210	49.493		244
7	1:46.074	24.325	216	31.835	211	49.914		244	18	8:45.702	7:31.392	197	34.903	203	39.407	213	
8	10:16.680	8:35.753	214	32.393	210	1:08.534			19	1:35.853	24.380	217	32.235	211	39.238	213	243
9	4:52.516	3:43.154	214	32.110	210	37.252	214		20	1:32.322	24.133	216	31.298	211	36.891	214	243
10	1:33.928	24.944	217	31.900	212	37.084	215	243	21	1:31.852	23.870	218	31.330	211	36.652	215	244
11	1:32.613	24.296	217	31.533	211	36.784	215	244	22	1:45.268	23.936	219	32.560	210	48.772		244

33 Salaquarda, CZE / Stippler, DEU									theoretical besttime: 1:32.186								
1	8:40.938	7:26.844	185	35.345	200	38.749	212		8	2:59.695	54.838	216	39.436	76	1:25.421		
2	1:34.859	25.277	217	32.454	213	37.128	213	241	9	5:15.916	3:52.118	211	33.611	208	50.187		
3	1:32.563	24.512	218	31.440	214	36.611	216	243	10	2:46.402	1:21.284	217	34.174	205	50.944		
4	1:32.427	24.397	217	31.546	215	36.484	216	244	11	2:57.905	1:25.954	164	34.413	203	57.538		
5	1:32.497	24.292	219	31.751	214	36.454	217	244	12	12:04.413	10:40.237	141	39.781	181	44.395	152	
6	1:44.552	24.357	218	31.583	215	48.612		244	13	2:55.046	30.177	79	1:03.818	79	1:21.051		211
7	4:10.907	2:47.177	191	33.767	211	49.963											

36 Dienst, DEU / Read, AUS									theoretical besttime: 1:32.998								
1	1:58.107	38.976	149	37.430	173	41.701	209		13	1:33.602	24.550	218	32.001	209	37.051	214	242
2	1:57.516	29.066	145	35.007	203	53.443		195	14	1:33.197	24.557	218	31.678	213	36.962	214	242
3	3:36.186	2:25.955	194	32.963	208	37.268	214		15	1:39.045	25.169	217	31.607	213	42.269	214	241
4	1:34.310	24.764	216	32.107	211	37.439	213	241	16	2:08.377	24.478	218	31.631	214	1:12.268		242
5	1:33.906	24.683	216	31.970	212	37.253	214	241	17	6:02.968	4:46.183	208	34.447	170	42.338	215	
6	1:33.879	24.639	216	31.937	211	37.303	214	242	18	1:35.410	24.659	217	31.614	211	39.137	215	242
7	1:33.960	24.762	216	31.850	212	37.348	214	241	19	1:33.602	24.429	216	31.730	210	37.443	215	242
8	1:47.026	24.804	216	32.185	211	50.037		242	20	1:42.482	25.250	189	35.454	206	41.778	215	243
9	2:47.543	1:25.614	213	32.641	210	49.288			21	2:17.046	24.491	217	33.162	164	1:19.393		243
10	2:53.145	1:44.152	215	31.961	212	37.032	215		22	6:29.383	5:06.752	205	33.320	210	49.311		
11	2:24.019	24.914	217	34.654	91	1:24.451		242	23	2:47.377	1:22.329	203	32.925	208	52.123		
12	4:48.871	3:38.678	216	32.149	212	38.044	213		24	2:41.982	1:20.542	216	32.258	210	49.182		

47 Dontje, NLD / Götze, DEU									theoretical besttime: 1:32.176								
1	46:18.883	44:54.000	183	38.400	167	46.483	199		4	1:33.419	24.371	218	31.933	204	37.115	217	244
2	2:25.834	26.121	206	39.889	80	1:19.824		220	5	1:32.176	24.137	219	31.335	214	36.704	216	244
3	6:17.564	5:08.090	216	32.519	212	36.955	217		6	1:44.570	24.339	219	31.600	213	48.631		244

48 Vettel, DEU / Ellis, GBR									theoretical besttime: 1:32.296								
1	8:46.574	7:28.974	187	35.886	200	41.714	213		11	1:32.354	24.494	217	31.308	213	36.552	216	243
2	1:34.707	25.358	215	32.471	210	36.878	217	240	12	1:33.765	25.725	217	31.338	213	36.702	217	243
3	1:33.962	24.541	218	32.247	204	37.174	217	243	13	2:21.388	25.275	217	34.016	80	1:22.097		244
4	1:32.790	24.597	217	31.554	213	36.639	217	242	14	6:26.081	5:06.060	216	32.201	211	47.820		
5	1:32.682	24.475	218	31.675	212	36.532	218	243	15	2:58.212	1:37.656	216	32.115	213	48.441		
6	1:33.786	24.593	217	31.443	213	37.750	213	243	16	4:16.150	1:56.316	216	57.038	80	1:22.796		
7	1:32.680	24.456	218	31.604	213	36.620	217	241	17	5:27.370	4:01.831	208	34.366	209	51.173		
8	1:44.637	24.483	217	31.622	213	48.532		243	18	2:45.317	1:24.564	217	32.190	212	48.563		
9	8:58.560	7:49.209	214	32.256	212	37.095	215		19	2:44.743	1:22.329	206	33.527	206	48.887		
10	1:32.523	24.554	218	31.351	213	36.618	216	243									

63 Bortolotti, ITA / Engelhart, DEU									theoretical besttime: 1:32.103								
1	1:52.484	33.818	189	36.379	204	42.287	212		16	1:33.722	24.402	218	32.300	210	37.020	216	242
2	1:35.929	25.312	216	33.094	206	37.523	213	239	17	1:46.123	24.395	218	31.678	211	50.050		244
3	1:33.371	24.400	217	31.618	210	37.353	213	241	18	2:32.373	1:22.691	216	32.228	210	37.454	215	
4	1:33.370	24.446	217	31.833	211	37.091	214	241	19	2:34.175	24.642	217	44.332	75	1:25.201		242
5	1:33.057	24.213	217	31.542	213	37.302	214	242	20	4:43.841	3:32.705	215	32.302	210	38.834	211	
6	1:33.011	24.374	216	31.599	214	37.038	215	242	21	1:32.665	24.328	217	31.483	213	36.854	215	240
7	1:32.807	24.175	217	31.546	213	37.086	214	243	22	1:32.698	24.308	216	31.590	210	36.800	216	243

ver: 1.0

www.adac.de/motorsport

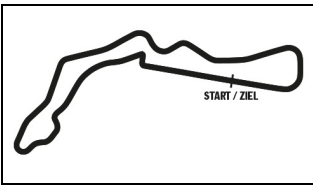
Page 5/ 7 printed: 17.5.2019 12:17

ADAC Vorteilsprogramm



Audi Sport





ADAC GT Masters

Sector List Free Practice 1

Provisional



Autodrom Most, Length: 4212m

Air temperature: 15.78°C

Track temperature: 16.28°C

Weather condition: Dry

DMSB Reg. Nr.: 125/19

Friday, May 17, 2019 11:15:00

Lap	Time	SE1	SP1	SE2	SP2	SE3	SP3	TSP	Lap	Time	SE1	SP1	SE2	SP2	SE3	SP3	TSP
8	1:33.775	24.319	217	31.905	213	37.551	214	243	23	1:32.718	24.195	217	31.678	210	36.845	216	243
9	1:32.962	24.181	216	31.689	211	37.092	214	243	24	1:32.492	24.255	217	31.490	213	36.747	217	244
10	1:33.208	24.431	216	31.670	213	37.107	214	243	25	3:11.592	38.087	71	1:06.027	73	1:27.478		245
11	1:32.881	24.253	216	31.536	213	37.092	214	242	26	4:00.436	2:49.899	210	32.534	210	38.003	217	
12	1:32.944	24.272	216	31.491	213	37.181	215	242	27	1:34.564	25.463	197	32.072	213	37.029	217	246
13	1:45.442	24.345	217	31.518	215	49.579	214	243	28	1:32.942	24.360	219	31.835	208	36.747	216	244
14	1:50.559	24.232	217	31.740	209	54.587		243	29	1:32.230	24.186	217	31.347	214	36.697	217	244
15	5:07.285	3:52.574	216	32.268	209	42.443	215		30	1:32.401	24.169	219	31.645	210	36.587	217	245

69 Slooten, DEU / Luhr, DEU

theoretical besttime: 1:32.858

1	2:05.837	44.438	169	40.693	163	40.706	211		14	1:36.279	25.767	217	32.350	209	38.162	211	223
2	1:41.353	25.467	198	38.053	207	37.833	213	241	15	1:36.065	25.312	217	32.475	207	38.278	212	239
3	1:33.730	24.605	218	32.003	209	37.122	214	241	16	3:07.477	36.405	78	1:03.464	72	1:27.608		238
4	1:33.682	24.466	219	31.759	210	37.457	213	242	17	4:45.654	3:35.395	214	32.490	209	37.769	212	
5	1:48.170	24.472	218	32.471	207	51.227		242	18	1:34.718	24.551	215	32.299	207	37.868	211	239
6	3:22.462	2:06.723	194	37.222	203	38.517	213		19	1:35.145	24.630	216	32.443	208	38.072	213	238
7	1:40.247	24.702	216	31.873	210	43.672	213	241	20	1:36.549	24.560	218	33.122	206	38.867	212	240
8	1:33.091	24.414	217	31.566	208	37.111	212	238	21	2:43.726	24.758	215	56.956	82	1:22.012		241
9	1:33.483	24.360	219	31.845	208	37.278	213	239	22	5:20.090	4:05.304	205	34.348	207	40.438	214	
10	1:48.159	24.361	216	33.454	186	50.344		239	23	1:35.015	24.315	216	32.281	208	38.419	212	242
11	8:57.970	7:43.957	196	34.982	203	39.031	211		24	1:34.541	24.412	217	32.154	208	37.975	213	241
12	1:36.480	24.693	216	33.068	204	38.719	211	238	25	1:34.548	24.181	219	32.049	209	38.318	213	241
13	1:37.560	24.749	217	32.964	205	39.847	211	239	26	1:47.750	24.601	216	32.591	208	50.558		241

71 Paul, DEU / Reicher, AUT

theoretical besttime: 1:32.383

1	2:19.932	50.188	157	36.201	199	53.543			14	1:38.324	27.975	207	32.730	211	37.619	213	243
2	2:37.192	1:23.490	192	34.975	207	38.727	210		15	1:33.659	24.262	218	31.951	210	37.446	213	243
3	1:33.339	24.394	218	31.658	213	37.287	213	241	16	1:34.460	24.759	207	32.207	211	37.494	212	241
4	1:32.895	24.108	217	31.620	212	37.167	214	243	17	1:46.799	24.767	218	32.243	209	49.789		242
5	1:36.223	24.167	217	31.853	213	40.203	213	244	18	6:31.938	5:21.115	210	33.070	208	37.753	213	
6	1:33.397	24.416	216	31.722	210	37.259	212	242	19	1:34.278	24.561	217	32.218	209	37.499	214	242
7	1:32.736	24.204	217	31.522	213	37.010	213	242	20	1:35.733	25.662	191	32.642	209	37.429	214	243
8	1:32.444	24.169	216	31.476	212	36.799	214	242	21	1:46.242	24.341	218	32.114	211	49.787		243
9	1:39.140	24.157	216	33.119	184	41.864	213	242	22	8:04.202	6:51.146	197	34.417	204	38.639	213	
10	1:33.082	24.277	216	31.749	211	37.056	213	242	23	1:33.243	24.561	217	31.801	212	36.881	216	242
11	1:46.330	24.731	216	32.244	211	49.355		243	24	1:33.191	24.544	217	31.575	213	37.072	215	244
12	3:54.867	2:07.607	210	32.196	211	1:15.064			25	1:32.939	24.251	218	31.583	211	37.105	215	243
13	4:53.290	3:43.374	217	32.297	210	37.619	213		26	1:33.032	24.207	218	31.647	212	37.178	215	243

77 Pommer, DEU / Kirchhöfer, DEU

theoretical besttime: 1:32.753

1	3:34.955	2:14.912	171	37.297	207	42.746	212		13	4:30.086	3:06.384	195	34.367	213	49.335		
2	1:34.207	24.623	222	31.991	213	37.593	215	244	14	2:43.509	1:21.995	222	32.617	213	48.897		
3	1:34.624	24.348	222	32.246	208	38.030	214	243	15	2:43.799	1:22.653	214	32.692	213	48.454		
4	1:33.509	24.316	222	31.834	215	37.359	218	245	16	7:35.327	6:25.820	223	32.208	210	37.299	216	
5	1:33.249	24.269	221	31.884	212	37.096	218	246	17	1:36.255	24.188	222	31.595	214	40.472	217	246
6	1:44.852	24.424	221	31.695	215	48.733		247	18	1:41.192	24.375	223	31.878	215	44.939	215	246
7	2:46.319	1:22.628	180	34.726	211	48.965			19	1:33.413	24.270	223	31.848	214	37.295	217	247
8	2:37.038	1:24.207	210	34.606	210	38.225	216		20	2:44.111	24.230	224	57.512	79	1:22.369		249
9	1:33.519	24.120	221	31.910	213	37.489	216	246	21	5:50.882	4:41.612	221	31.898	213	37.372	216	
10	1:33.601	24.563	221	31.693	214	37.345	217	246	22	1:48.710	28.247	213	32.063	214	48.400		248
11	1:32.869	24.167	222	31.625	215	37.077	217	246	23	2:40.744	1:20.300	223	31.813	214	48.631		
12	2:43.031	24.081	223	58.871	79	1:20.079		248									

82 Ineichen, CHE / Perera, FRA

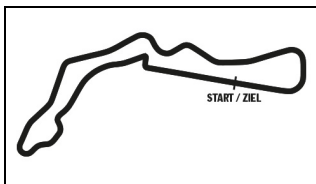
theoretical besttime: 1:31.550

1	1:49.287	33.163	185	36.013	201	40.111	212		14	8:32.555	7:16.901	173	35.128	206	40.526	213	
2	1:41.889	26.968	199	35.292	201	39.629	216	238	15	1:36.529	24.896	217	31.897	211	39.736	215	242
3	1:32.661	24.241	219	31.434	213	36.986	215	243	16	1:36.052	25.812	214	33.014	213	37.226	215	242
4	1:33.799	24.194	219	31.784	206	37.821	215	243	17	3:01.157	24.243	219	1:01.689	76	1:35.225		243
5	1:35.983	24.481	219	32.571	210	38.931	215	243	18	4:40.131	3:22.944	213	37.413	194	39.774	215	
6	1:32.724	24.409	219	31.433	213	36.882	214	244	19	1:35.916	24.383	218	31.667	212	39.866	214	243
7	1:45.948	24.369	219	32.314	212	49.265		243	20	1:32.690	24.212	219	31.694	208	36.784	216	243
8	2:36.368	1:24.940	197	34.174	210	37.254	212		21	1:44.879	24.320	219	31.783	211	48.776		244
9	1:33.722	24.406	219	31.852	210	37.464	214	241	22	7:43.517	6:33.207	213	32.487	209	37.823	217	

ver: 1.0

www.adac.de/motorsport

Page 6/ 7 printed: 17.5.2019 12:17



ADAC GT Masters

Sector List Free Practice 1

Provisional



Autodrom Most, Length: 4212m

Air temperature: 15.78°C

Track temperature: 16.28°C

Weather condition: Dry

DMSB Reg. Nr.: 125/19

Friday, May 17, 2019 11:15:00

Lap	Time	SE1	SP1	SE2	SP2	SE3	SP3	TSP	Lap	Time	SE1	SP1	SE2	SP2	SE3	SP3	TSP
10	1:33.497	24.632	218	31.717	212	37.148	214	242	23	1:32.246	23.996	219	31.459	213	36.791	216	243
11	1:35.076	24.579	217	32.010	213	38.487	215	242	24	1:32.016	24.053	219	31.480	211	36.483	215	244
12	1:33.620	24.444	217	31.897	211	37.279	214	243	25	1:31.929	23.916	220	31.151	215	36.862	213	244
13	1:47.452	24.372	218	31.985	210	51.095		244	26	1:56.208	26.982	157	36.237	176	52.989		243

98 De Sadeleer, CHE / Hasse-Clot, FRA

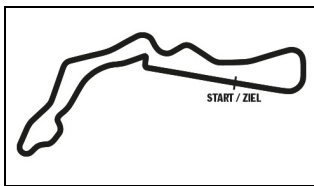
theoretical besttime: 1:33.017

1	1:59.391	42.309	152	36.932	202	40.150	212		14	1:34.218	24.446	219	31.967	210	37.805	217	244
2	1:37.358	25.974	214	32.944	206	38.440	214	239	15	1:47.942	26.178	161	39.367	143	42.397	215	244
3	1:35.203	25.088	217	32.438	210	37.677	215	242	16	1:53.428	24.517	218	31.919	211	56.992		243
4	1:34.998	24.831	218	32.383	209	37.784	216	242	17	6:11.287	5:00.165	216	32.847	210	38.275	215	
5	1:34.334	24.653	218	32.167	212	37.514	215	243	18	1:33.632	24.640	218	31.770	212	37.222	217	243
6	1:49.912	24.587	217	32.795	183	52.530		244	19	1:33.501	24.440	218	32.089	209	36.972	218	245
7	5:17.978	4:07.523	215	32.662	210	37.793	213		20	1:56.153	30.470	181	33.965	210	51.718		246
8	1:35.338	24.649	217	32.508	208	38.181	211	241	21	8:07.491	6:55.655	209	33.148	198	38.688	216	
9	1:34.455	24.684	217	32.149	211	37.622	215	241	22	1:33.525	24.490	219	31.925	214	37.110	217	246
10	1:50.340	37.402	144	34.877	210	38.061	215	243	23	1:34.619	25.388	217	32.102	212	37.129	216	246
11	1:51.033	24.718	218	32.384	210	53.931		244	24	1:33.161	24.357	219	31.914	208	36.890	216	246
12	5:38.743	4:25.531	208	32.876	211	40.336	215		25	1:36.035	25.125	220	32.426	206	38.484	217	244
13	1:41.834	30.671	180	33.526	210	37.637	216	243									

99 Keilwitz, DEU / Martin, BEL

theoretical besttime: 1:32.697

1	2:04.867	42.953	151	38.724	187	43.190	207		15	1:33.342	24.337	219	31.998	208	37.007	214	243
2	1:41.217	26.112	188	34.304	206	40.801	213	233	16	1:37.132	25.325	217	32.441	211	39.366	215	242
3	1:34.109	24.855	216	32.015	209	37.239	214	239	17	2:14.363	24.384	217	32.398	176	1:17.581		243
4	1:33.842	24.487	216	31.971	209	37.384	214	241	18	5:29.837	4:19.307	213	32.901	208	37.629	215	
5	1:46.727	24.371	216	32.264	203	50.092		241	19	1:33.542	24.389	218	31.902	211	37.251	216	243
6	3:36.675	2:26.201	215	32.465	209	38.009	213		20	1:33.670	24.611	217	32.001	212	37.058	216	245
7	1:34.012	24.460	215	32.218	205	37.334	214	242	21	1:33.313	24.326	218	31.909	212	37.078	216	244
8	1:33.122	24.300	216	31.866	210	36.956	216	242	22	1:54.393	24.491	218	31.874	213	58.028		245
9	1:49.782	24.503	216	34.046	210	51.233		242	23	6:38.095	5:26.112	215	32.439	210	39.544	216	
10	3:09.166	1:59.217	216	32.414	211	37.535	214		24	1:33.068	24.384	218	31.629	212	37.055	214	244
11	1:33.607	24.315	217	32.047	212	37.245	216	242	25	1:33.796	24.751	217	31.825	212	37.220	217	244
12	2:58.289	36.452	80	1:01.140	80	1:20.697		244	26	1:32.812	24.340	219	31.529	213	36.943	215	246
13	3:47.914	2:37.975	214	32.533	210	37.406	214		27	1:34.131	24.225	220	31.989	213	37.917	215	245
14	1:33.389	24.324	217	32.034	210	37.031	215	242									



ADAC GT Masters

Top speed list Free Practice 1

Provisional



Autodrom Most, Length: 4212m

Air temperature: 15.78°C

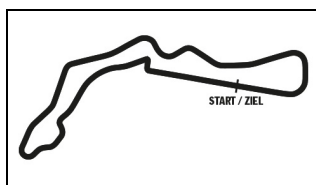
Track temperature: 16.28°C

Weather condition: Dry

DMSB Reg. Nr.: 125/19

Friday, May 17, 2019 11:15:00

#	Name (NAT)	Team	Car name	Speed	Lap	Race time
14	Nicolai Sylvest (DNK)	MRS GT-Racing (DEU)	BMW M6 GT3	251.16	19	55:09.292
77	Markus Pommer (DEU)	Callaway Competition (DEU)	Corvette C7 GT3-R	249.42	20	46:49.704
13	Sven Barth (DEU)	RWT Racing (AUT)	Corvette C7 GT3-R	247.13	7	14:29.164
98	Valentin Hasse-Clot (FRA)	PROpeak Performance	Aston Martin Vantage AMR GT3	246.01	20	44:19.339
63	Mirko Bortolotti (ITA)	ORANGE1 by GRT Grasser (AUT)	Lamborghini Huracan GT3 EVO	246.01	27	54:20.340
99	Daniel Keilwitz (DEU)	PROpeak Performance	Aston Martin Vantage AMR GT3	246.01	26	57:35.700
28	Dries Vanthoor (BEL)	Montaplast by Land-Motorsport (DEU)	Audi R8 LMS GT3	245.45	6	9:35.439
3	Maximilian Hackländer (DEU)	Aust Motorsport (DEU)	Audi R8 LMS GT3	245.45	18	33:14.154
8	Dennis Marschall (DEU)	HCB-Rutronik-Racing	Audi R8 LMS GT3	245.45	23	57:41.350
71	Maximilian Paul (DEU)	T3 Motorsport	Audi R8 LMS GT3	244.89	5	8:07.820
33	Frank Stippler (DEU)	Team ISR (CZE)	Audi R8 LMS GT3	244.89	4	11:52.802
48	Philip Ellis (GBR)	MANN-FILTER Team HTP (DEU)	Mercedes-AMG GT3	244.89	13	33:33.455
82	Rolf Ineichen (CHE)	ORANGE1 by GRT Grasser (AUT)	Lamborghini Huracan GT3 EVO	244.89	21	44:51.497
24	Mike David Ortmann (DEU)	BWT Mücke Motorsport (DEU)	Audi R8 LMS GT3	244.89	23	54:45.087
47	Indy Dontje (NLD)	MANN-FILTER Team HTP (DEU)	Mercedes-AMG GT3	244.89	4	55:06.724
11	Pierre Kaffer (DEU)	EFP Car Collection by TECE	Audi R8 LMS GT3	244.89	24	56:53.323
29	Max Hofer (AUT)	Montaplast by Land-Motorsport (DEU)	Audi R8 LMS GT3	244.89	23	58:20.922
31	Patric Niederhauser (CHE)	HCB-Rutronik-Racing	Audi R8 LMS GT3	244.89	22	59:17.146
25	Christopher Haase (DEU)	BWT Mücke Motorsport (DEU)	Audi R8 LMS GT3	244.34	6	8:27.052
12	Mattia Drudi (ITA)	EFP Car Collection by TECE	Audi R8 LMS GT3	244.34	21	44:07.073
20	Mick Wishofer (AUT)	Team ZAKSPEED BKK Mobil Oil Racing (DEU)	Mercedes-AMG GT3	244.34	20	45:20.989
1	Thomas Preining (AUT)	Precote Herberth Motorsport (DEU)	Porsche 911 GT3 R	244.34	12	54:41.576
17	Timo Bernhard (DEU)	KÜS TEAM75 Bernhard (DEU)	Porsche 911 GT3 R	243.79	6	8:18.466
4	Arlind Hoti (DEU)	Aust Motorsport (DEU)	Audi R8 LMS GT3	243.79	11	17:10.693
7	Luca Ludwig (DEU)	HB Racing (AUT)	Ferrari 488 GT3	243.79	13	29:57.489
18	Matteo Cairoli (ITA)	KÜS TEAM75 Bernhard (DEU)	Porsche 911 GT3 R	243.79	23	54:26.849
21	Jeroen Bleekemolen (NLD)	Team ZAKSPEED BKK Mobil Oil Racing (DEU)	Mercedes-AMG GT3	243.79	22	54:50.897
26	Stefan Mücke (DEU)	BWT Mücke Motorsport (DEU)	Audi R8 LMS GT3	243.24	9	20:59.179
36	Aidan Read (AUS)	Schütz Motorsport (DEU)	Mercedes-AMG GT3	243.24	20	44:39.138
19	Michele Beretta (ITA)	ORANGE1 by GRT Grasser (AUT)	Lamborghini Huracan GT3 EVO	243.24	16	54:22.304
69	Lucas Luhr (DEU)	Iron Force Racing	Porsche 911 GT3 R	242.15	4	5:25.408



ADAC GT Masters

Pit Stops Free Practice 1



Provisional

Autodrom Most, Length: 4212m

Air temperature: 15.78°C

Track temperature: 16.28°C

Weather condition: Dry

DMSB Reg. Nr.: 125/19

Friday, May 17, 2019 11:15:00

Nr	Driver in	Day time in	Time in	Driver out	Day time out	Time out	Nett Time
31	Kelvin van der Linde	11:17:00.265	1:59.836	Kelvin van der Linde	11:18:10.806	3:10.377	1:10.541
26	Stefan Mücke	11:17:03.567	2:03.138	Stefan Mücke	11:18:19.638	3:19.209	1:16.071
7	Luca Ludwig	11:17:05.188	2:04.759	Luca Ludwig	11:18:15.017	3:14.588	1:09.829
71	Simon Reicher	11:17:07.181	2:06.752	Simon Reicher	11:18:16.781	3:16.352	1:09.600
14	Jens Klingmann	11:17:39.632	2:39.203	Jens Klingmann	11:23:24.999	8:24.570	5:45.367
11	Elia Erhart	11:17:44.043	2:43.614	Elia Erhart	11:18:54.679	3:54.250	1:10.636
36	Aidan Read	11:18:42.880	3:42.451	Aidan Read	11:20:57.587	5:57.158	2:14.707
13	Sven Barth	11:19:27.591	4:27.162	Sven Barth	11:21:34.257	6:33.828	2:06.666
11	Elia Erhart	11:20:28.828	5:28.399	Elia Erhart	11:21:39.124	6:38.695	1:10.296
29	Max Hofer	11:23:00.195	7:59.766	Max Hofer	11:24:16.697	9:16.268	1:16.502
24	Markus Winkelhock	11:23:23.200	8:22.771	Markus Winkelhock	11:27:25.250	12:24.821	4:02.050
99	Maxime Martin	11:23:28.246	8:27.817	Maxime Martin	11:25:43.000	10:42.571	2:14.754
69	Lucas Luhr	11:23:30.009	8:29.580	Lucas Luhr	11:25:21.559	10:21.130	1:51.550
8	Carrie Schreiner	11:23:43.633	8:43.204	Carrie Schreiner	11:29:56.405	14:55.976	6:12.772
17	Timo Bernhard	11:24:47.211	9:46.782	Timo Bernhard	11:30:09.096	15:08.667	5:21.885
25	Christopher Haase	11:24:55.023	9:54.594	Christopher Haase	11:29:19.000	14:18.571	4:23.977
98	Valentin Hasse-Clot	11:24:57.887	9:57.458	Valentin Hasse-Clot	11:28:54.488	13:54.059	3:56.601
7	Luca Ludwig	11:26:01.289	11:00.860	Luca Ludwig	11:26:29.510	11:29.081	28.221
26	Stefan Mücke	11:26:09.336	11:08.907	Stefan Mücke	11:32:41.056	17:40.627	6:31.720
82	Franck Perera	11:26:19.491	11:19.062	Franck Perera	11:27:30.825	12:30.396	1:11.334
77	Markus Pommer	11:26:22.715	11:22.286	Markus Pommer	11:27:33.129	12:32.700	1:10.414
20	Kelvin Snoeks	11:27:13.722	12:13.293	Kelvin Snoeks	11:32:14.391	17:13.962	5:00.669
31	Kelvin van der Linde	11:27:31.915	12:31.486	Kelvin van der Linde	11:35:55.531	20:55.102	8:23.616
28	Dries Vanthoor	11:27:38.755	12:38.326	Dries Vanthoor	11:32:17.802	17:17.373	4:39.047
7	Luca Ludwig	11:28:00.202	12:59.773	Luca Ludwig	11:28:34.086	13:33.657	33.884
21	Jeroen Bleekemolen	11:29:04.087	14:03.658	Jeroen Bleekemolen	11:32:21.238	17:20.809	3:17.151
77	Markus Pommer	11:29:09.139	14:08.710	Marvin Kirchhöfer	11:30:19.624	15:19.195	1:10.485
7	Luca Ludwig	11:30:04.371	15:03.942	Luca Ludwig	11:31:16.080	16:15.651	1:11.709
36	Aidan Read	11:30:21.987	15:21.558	Marvin Dienst	11:31:36.386	16:35.957	1:14.399
12	Florian Spengler	11:30:36.326	15:35.897	Florian Spengler	11:31:46.371	16:45.942	1:10.045
11	Elia Erhart	11:31:04.234	16:03.805	Elia Erhart	11:32:38.861	17:38.432	1:34.627
14	Jens Klingmann	11:31:14.616	16:14.187	Jens Klingmann	11:35:37.737	20:37.308	4:23.121
33	Frank Stippler	11:31:24.951	16:24.522	Frank Stippler	11:33:56.176	18:55.747	2:31.225
18	Adrien de Leener	11:31:43.587	16:43.158	Adrien de Leener	11:36:37.618	21:37.189	4:54.031
99	Maxime Martin	11:32:00.288	16:59.859	Maxime Martin	11:33:49.682	18:49.253	1:49.394
29	Max Hofer	11:32:05.397	17:04.968	Max Hofer	11:34:32.301	19:31.872	2:26.904
13	Sven Barth	11:32:34.330	17:33.901	Sven Barth	11:35:33.694	20:33.265	2:59.364
7	Luca Ludwig	11:32:47.955	17:47.526	Luca Ludwig	11:35:25.039	20:24.610	2:37.084
36	Marvin Dienst	11:33:09.878	18:09.449	Marvin Dienst	11:34:42.882	19:42.453	1:33.004
12	Florian Spengler	11:33:19.246	18:18.817	Florian Spengler	11:33:58.291	18:57.862	39.045
69	Lucas Luhr	11:33:27.452	18:27.023	Jan-Erik Slooten	11:40:58.912	25:58.483	7:31.460
71	Maximilian Paul	11:34:03.996	19:03.567	Maximilian Paul	11:35:57.809	20:57.380	1:53.813
48	Fabian Vettel	11:34:39.111	19:38.682	Fabian Vettel	11:42:16.181	27:15.752	7:37.070
12	Florian Spengler	11:35:30.917	20:30.488	Florian Spengler	11:36:41.386	21:40.957	1:10.469

ver: 1.0

www.adac.de/motorsport

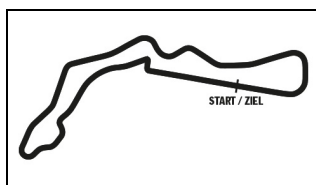
Page 1/ 4 printed: 17.5.2019 12:17

ADAC Vorteilsprogramm



Audi Sport





ADAC GT Masters

Pit Stops Free Practice 1



Provisional

Autodrom Most, Length: 4212m

Air temperature: 15.78°C

Track temperature: 16.28°C

Weather condition: Dry

DMSB Reg. Nr.: 125/19

Friday, May 17, 2019 11:15:00

Nr	Driver in	Day time in	Time in	Driver out	Day time out	Time out	Nett Time
33	Frank Stippler	11:35:35.865	20:35.436	Frank Stippler	11:36:18.271	21:17.842	42.406
82	Rolf Ineichen	11:36:58.696	21:58.267	Rolf Ineichen	11:44:00.485	29:00.056	7:01.789
28	Dries Vanthoor	11:36:59.506	21:59.077	Dries Vanthoor	11:42:23.385	27:22.956	5:23.879
98	Valentin Hasse-Clot	11:37:04.393	22:03.964	Valentin Hasse-Clot	11:41:18.857	26:18.428	4:14.464
21	Jeroen Bleekemolen	11:37:07.430	22:07.001	Jimmy Eriksson	11:41:27.058	26:26.629	4:19.628
25	Christopher Haase	11:37:09.970	22:09.541	Christopher Haase	11:43:21.631	28:21.202	6:11.661
63	Christian Engelhart	11:37:23.052	22:22.623	Christian Engelhart	11:41:04.962	26:04.533	3:41.910
26	Stefan Mücke	11:37:43.666	22:43.237	Stefan Mücke	11:42:21.613	27:21.184	4:37.947
31	Kelvin van der Linde	11:37:48.610	22:48.181	Kelvin van der Linde	11:41:19.754	26:19.325	3:31.144
11	Elia Erhart	11:37:51.914	22:51.485	Elia Erhart	11:41:47.033	26:46.604	3:55.119
71	Maximilian Paul	11:37:55.953	22:55.524	Maximilian Paul	11:41:31.670	26:31.241	3:35.717
29	Max Hofer	11:38:01.771	23:01.342	Max Hofer	11:42:34.212	27:33.783	4:32.441
36	Marvin Dienst	11:38:26.888	23:26.459	Marvin Dienst	11:41:54.564	26:54.135	3:27.676
33	Frank Stippler	11:38:32.556	23:32.127	Frank Stippler	11:42:15.734	27:15.305	3:43.178
8	Carrie Schreiner	11:38:43.399	23:42.970	Carrie Schreiner	11:41:43.629	26:43.200	3:00.230
3	Maximilian Hackländer	11:38:45.642	23:45.213	Maximilian Hackländer	11:43:24.181	28:23.752	4:38.539
17	Timo Bernhard	11:38:48.371	23:47.942	Klaus Bachler	11:41:14.121	26:13.692	2:25.750
4	Arlind Hoti	11:38:51.596	23:51.167				
77	Marvin Kirchhöfer	11:39:09.117	24:08.688	Marvin Kirchhöfer	11:42:04.991	27:04.562	2:55.874
12	Florian Spengler	11:39:15.900	24:15.471	Mattia Drudi	11:42:18.503	27:18.074	3:02.603
18	Adrien de Leener	11:39:27.738	24:27.309	Adrien de Leener	11:41:16.859	26:16.430	1:49.121
19	Marco Mapelli	11:39:37.089	24:36.660	Marco Mapelli	11:43:10.954	28:10.525	3:33.865
24	Markus Winkelhock	11:39:38.332	24:37.903	Markus Winkelhock	11:42:44.097	27:43.668	3:05.765
20	Kelvin Snoeks	11:39:40.287	24:39.858	Kelvin Snoeks	11:41:28.986	26:28.557	1:48.699
99	Maxime Martin	11:39:42.220	24:41.791	Maxime Martin	11:42:09.349	27:08.920	2:27.129
13	Sven Barth	11:40:18.087	25:17.658	Sven Barth	11:41:08.808	26:08.379	50.721
14	Jens Klingmann	11:40:22.823	25:22.394	Jens Klingmann	11:42:37.241	27:36.812	2:14.418
7	Luca Ludwig	11:40:29.572	25:29.143	Luca Ludwig	11:43:17.490	28:17.061	2:47.918
77	Marvin Kirchhöfer	11:43:39.259	28:38.830	Marvin Kirchhöfer	11:44:50.392	29:49.963	1:11.133
33	Frank Stippler	11:43:51.481	28:51.052	Frank Stippler	11:45:01.670	30:01.241	1:10.189
14	Jens Klingmann	11:44:30.857	29:30.428	Jens Klingmann	11:45:41.828	30:41.399	1:10.971
63	Christian Engelhart	11:45:50.190	30:49.761	Mirko Bortolotti	11:47:01.319	32:00.890	1:11.129
77	Marvin Kirchhöfer	11:46:22.689	31:22.260	Marvin Kirchhöfer	11:47:33.056	32:32.627	1:10.367
33	Frank Stippler	11:46:37.855	31:37.426	Frank Stippler	11:47:48.644	32:48.215	1:10.789
13	Sven Barth	11:47:23.854	32:23.425	Sven Barth	11:48:34.327	33:33.898	1:10.473
20	Kelvin Snoeks	11:47:44.421	32:43.992	Kelvin Snoeks	11:54:04.601	39:04.172	6:20.180
28	Dries Vanthoor	11:48:34.994	33:34.565	Ricardo Feller	11:54:07.209	39:06.780	5:32.215
26	Stefan Mücke	11:48:45.173	33:44.744	Stefan Mücke	11:56:34.792	41:34.363	7:49.619
29	Max Hofer	11:49:03.862	34:03.433	Max Hofer	11:55:12.492	40:12.063	6:08.630
77	Marvin Kirchhöfer	11:49:06.561	34:06.132	Marvin Kirchhöfer	11:55:21.632	40:21.203	6:15.071
31	Kelvin van der Linde	11:49:08.554	34:08.125	Kelvin van der Linde	11:54:20.588	39:20.159	5:12.034
18	Adrien de Leener	11:49:15.973	34:15.544	Matteo Cairoli	11:55:45.326	40:44.897	6:29.353
71	Maximilian Paul	11:49:24.955	34:24.526	Simon Reicher	11:54:34.468	39:34.039	5:09.513
33	Frank Stippler	11:49:35.789	34:35.360	Filip Salaquarda	12:00:00.286	44:59.857	10:24.497

ver: 1.0

www.adac.de/motorsport

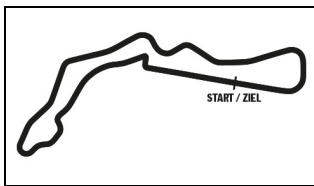
Page 2/ 4 printed: 17.5.2019 12:17

ADAC Vorteilsprogramm



Audi Sport





ADAC GT Masters

Pit Stops Free Practice 1



Provisional

DMSB Reg. Nr.: 125/19

Autodrom Most, Length: 4212m
 Air temperature: 15.78°C
 Track temperature: 16.28°C
 Weather condition: Dry

Friday, May 17, 2019 11:15:00

Nr	Driver in	Day time in	Time in	Driver out	Day time out	Time out	Nett Time
19	Marco Mapelli	11:49:37.135	34:36.706	Marco Mapelli	11:54:05.627	39:05.198	4:28.492
98	Valentin Hasse-Clot	11:49:41.631	34:41.202	Valentin Hasse-Clot	11:54:32.620	39:32.191	4:50.989
7	Luca Ludwig	11:50:00.814	35:00.385	Luca Ludwig	11:55:36.253	40:35.824	5:35.439
8	Carrie Schreiner	11:50:05.559	35:05.130	Carrie Schreiner	11:56:09.488	41:09.059	6:03.929
3	Maximilian Hackländer	11:50:06.692	35:06.263	Maximilian Hackländer	11:54:46.329	39:45.900	4:39.637
36	Marvin Dienst	11:50:10.077	35:09.648	Aidan Read	11:54:44.226	39:43.797	4:34.149
11	Elia Erhart	11:50:14.812	35:14.383	Pierre Kaffer	11:54:48.922	39:48.493	4:34.110
99	Maxime Martin	11:50:29.058	35:28.629	Daniel Keilwitz	11:54:36.371	39:35.942	4:07.313
25	Christopher Haase	11:50:33.358	35:32.929	Christopher Haase	12:08:01.830	53:01.401	17:28.472
48	Philip Ellis	11:50:37.889	35:37.460	Fabian Vettel	11:55:31.567	40:31.138	4:53.678
13	Sven Barth	11:50:47.319	35:46.890	Sven Barth	11:55:15.262	40:14.833	4:27.943
63	Mirko Bortolotti	11:50:56.695	35:56.266	Mirko Bortolotti	11:54:18.765	39:18.336	3:22.070
1	Robert Renauer	11:51:04.418	36:03.989	Robert Renauer	11:54:41.790	39:41.361	3:37.372
12	Mattia Drudi	11:51:16.784	36:16.355	Mattia Drudi	11:54:21.756	39:21.327	3:04.972
14	Jens Klingmann	11:51:29.087	36:28.658	Jens Klingmann	11:54:39.778	39:39.349	3:10.691
82	Rolf Ineichen	11:51:43.235	36:42.806	Rolf Ineichen	11:54:56.541	39:56.112	3:13.306
69	Jan-Erik Slooten	11:51:58.850	36:58.421	Jan-Erik Slooten	11:55:24.061	40:23.632	3:25.211
24	Markus Winkelhock	11:52:21.569	37:21.140	Markus Winkelhock	11:54:24.536	39:24.107	2:02.967
21	Jimmy Eriksson	11:52:39.853	37:39.424	Jimmy Eriksson	11:54:23.549	39:23.120	1:43.696
17	Klaus Bachler	11:53:27.862	38:27.433				
21	Jimmy Eriksson	11:55:57.006	40:56.577	Jeroen Bleekemolen	11:57:07.524	42:07.095	1:10.518
3	Maximilian Hackländer	11:56:21.487	41:21.058	Remo Lips	11:57:34.690	42:34.261	1:13.203
48	Fabian Vettel	11:57:03.982	42:03.553	Fabian Vettel	11:58:30.270	43:29.841	1:26.288
13	Sven Barth	11:58:22.153	43:21.724	Sven Barth	11:59:32.462	44:32.033	1:10.309
21	Jeroen Bleekemolen	11:58:41.830	43:41.401	Jeroen Bleekemolen	12:01:51.233	46:50.804	3:09.403
48	Fabian Vettel	12:00:02.237	45:01.808	Fabian Vettel	12:01:46.905	46:46.476	1:44.668
19	Marco Mapelli	12:00:27.412	45:26.983	Marco Mapelli	12:01:39.052	46:38.623	1:11.640
31	Patric Niederhauser	12:00:34.112	45:33.683	Patric Niederhauser	12:07:51.027	52:50.598	7:16.915
24	Markus Winkelhock	12:00:45.660	45:45.231	Mike David Ortman	12:07:59.545	52:59.116	7:13.885
7	Luca Ludwig	12:00:46.886	45:46.457				
71	Simon Reicher	12:00:53.613	45:53.184	Simon Reicher	12:07:30.698	52:30.269	6:37.085
98	Valentin Hasse-Clot	12:00:56.216	45:55.787	Hugo De Sadeleer	12:07:41.137	52:40.708	6:44.921
82	Rolf Ineichen	12:01:19.197	46:18.768	Rolf Ineichen	12:07:38.051	52:37.622	6:18.854
29	Max Hofer	12:01:23.525	46:23.096	Max Hofer	12:08:39.735	53:39.306	7:16.210
12	Mattia Drudi	12:02:11.183	47:10.754	Florian Spengler	12:07:45.817	52:45.388	5:34.634
99	Daniel Keilwitz	12:02:33.502	47:33.073	Daniel Keilwitz	12:07:48.152	52:47.723	5:14.650
14	Jens Klingmann	12:02:42.890	47:42.461	Nicolai Sylvest	12:08:30.482	53:30.053	5:47.592
8	Carrie Schreiner	12:02:49.142	47:48.713	Carrie Schreiner	12:07:55.758	52:55.329	5:06.616
13	Sven Barth	12:03:03.524	48:03.095				
1	Robert Renauer	12:03:15.018	48:14.589	Thomas Preining	12:07:58.301	52:57.872	4:43.283
11	Pierre Kaffer	12:03:18.464	48:18.035	Pierre Kaffer	12:08:36.223	53:35.794	5:17.759
36	Aidan Read	12:03:20.923	48:20.494	Marvin Dienst	12:08:16.392	53:15.963	4:55.469
47	Indy Dontje	12:03:32.126	48:31.697	Indy Dontje	12:08:28.640	53:28.211	4:56.514
19	Michele Beretta	12:04:07.251	49:06.822	Michele Beretta	12:07:42.642	52:42.213	3:35.391
69	Jan-Erik Slooten	12:04:14.919	49:14.490	Jan-Erik Slooten	12:08:07.664	53:07.235	3:52.745

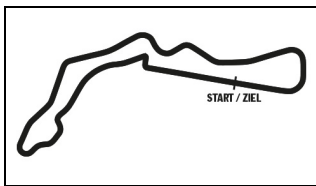
ver: 1.0

www.adac.de/motorsport

Page 3/ 4 printed: 17.5.2019 12:17

ADAC Vorteilsprogramm





ADAC GT Masters

Pit Stops Free Practice 1

Provisional



Autodrom Most, Length: 4212m

Air temperature: 15.78°C

Track temperature: 16.28°C

Weather condition: Dry

DMSB Reg. Nr.: 125/19

Friday, May 17, 2019 11:15:00

Nr	Driver in	Day time in	Time in	Driver out	Day time out	Time out	Nett Time
77	Markus Pommer	12:04:16.335	49:15.906	Markus Pommer	12:08:48.122	53:47.693	4:31.787
48	Fabian Vettel	12:04:18.139	49:17.710	Fabian Vettel	12:08:06.150	53:05.721	3:48.011
20	Mick Wishofer	12:04:19.724	49:19.295	Kelvin Snoeks	12:08:09.722	53:09.293	3:49.998
21	Jeroen Bleekemolen	12:04:26.764	49:26.335	Jeroen Bleekemolen	12:08:04.761	53:04.332	3:37.997
33	Filip Salaquarda	12:04:35.037	49:34.608				
18	Matteo Cairoli	12:04:37.376	49:36.947	Matteo Cairoli	12:07:46.565	52:46.136	3:09.189
28	Ricardo Feller	12:04:47.889	49:47.460				
63	Mirko Bortolotti	12:05:01.034	50:00.605	Mirko Bortolotti	12:07:39.545	52:39.116	2:38.511
3	Remo Lips	12:05:23.968	50:23.539	Remo Lips	12:07:44.078	52:43.649	2:20.110
25	Christopher Haase	12:09:42.103	54:41.674	Christopher Haase	12:10:53.005	55:52.576	1:10.902
48	Fabian Vettel	12:09:45.771	54:45.342	Fabian Vettel	12:10:58.463	55:58.034	1:12.692
36	Marvin Dienst	12:09:51.072	54:50.643	Aidan Read	12:11:00.918	56:00.489	1:09.846
77	Markus Pommer	12:11:56.395	56:55.966	Markus Pommer	12:13:06.470	58:06.041	1:10.075
25	Christopher Haase	12:12:27.084	57:26.655	Christopher Haase	12:13:37.872	58:37.443	1:10.788
48	Fabian Vettel	12:12:31.087	57:30.658	Philip Ellis	12:13:41.327	58:40.898	1:10.240
36	Aidan Read	12:12:38.156	57:37.727	Marvin Dienst	12:13:48.148	58:47.719	1:09.992
77	Markus Pommer	12:14:37.135	59:36.706				
47	Indy Dontje	12:14:40.001	59:39.572				
11	Pierre Kaffer	12:14:54.253	59:53.824				
48	Philip Ellis	12:15:15.749	1:00:15.320				
36	Marvin Dienst	12:15:20.451	1:00:20.022				
82	Franck Perera	12:15:35.099	1:00:34.670				
31	Patric Niederhauser	12:15:45.008	1:00:44.579				
21	Jeroen Bleekemolen	12:15:59.361	1:00:58.932				
69	Jan-Erik Slooten	12:16:06.935	1:01:06.506				
20	Kelvin Snoeks	12:16:09.523	1:01:09.094				