

# ADAC TCR Germany



## Result List Free Practice 1

Provisional

Autodrom Most, Length: 4212m

Air temperature: 14.97°C

Track temperature: 14.17°C

Weather condition: Dry

**DMSB** Reg. Nr.: 125/19

Friday, May 17, 2019 9:45:00

started : 19      classified : 18      not classified : 1

Nr.	Drivers	Team	Lap	Best Time	Gap	Diff	Kph	Day Time
Cl.	Car	Competitor						
1	1 H.Proczyk(AUT) Hyundai i30 N TCR	HP Racing International(DEU) HP Racing International	8	1:40.173			151.3	10:05:40
2	19 M.Hesse(DEU) Hyundai i30 N TCR	Hyundai Team Engstler Hyundai Team Engstler	8	1:40.242	0.069	0.069	151.2	10:05:26
3	7 M.Halder(DEU) Honda Civic FK7 TCR	Profi-Car Team Honda ADAC Sachsen ADAC Sachsen e.V.	2	1:40.580	0.407	0.338	150.7	9:59:30
4	88 D.Fugel(DEU) Honda Civic FK7 TCR	Profi-Car Team Honda ADAC Sachsen ADAC Sachsen e.V.	7	1:40.911	0.738	0.331	150.2	10:00:49
5	22 J.Apotheloz(CHE) Honda Cupra TCR SEQ	TOPCAR Sport(CHE) TOPCAR Sport	7	1:40.954	0.781	0.043	150.1	10:00:46
6	27 T.Coicaud(FRA) Hyundai i30 N TCR	Hyundai Team Engstler Hyundai Team Engstler	5	1:41.095	0.922	0.141	149.9	9:56:09
7	42 L.Niedertscheider(AUT) Hyundai i30 N TCR	HP Racing International(DEU) HP Racing International	3	1:41.145	0.972	0.050	149.9	9:54:54
8	53 M.Halder(DEU) Honda Civic FK7 TCR	Profi-Car Team Halder(DEU) Profi-Car Team Halder	3	1:41.504	1.331	0.359	149.3	9:51:46
9	98 J.Seyffert(DEU) Honda Opel Astra TCR	Lubner Motorsport(DEU) Lubner Motorsport	12	1:41.514	1.341	0.010	149.3	10:10:56
10	13 A.Buri(FIN) Audi RS 3 LMS SEQ	LMS Racing(FIN) LMS Racing	4	1:41.696	1.523	0.182	149.1	9:56:41
11	29 M.Cheah Min Jie(MYS) Honda VW Golf GTI TCR SEQ	VW Team Oettinger VW Team Oettinger	8	1:41.785	1.612	0.089	148.9	10:05:47
12	6 B.Burns(GBR) Honda Civic FK7 TCR	Team Pyro Motorsport Bradley Burns	11	1:41.940	1.767	0.155	148.7	10:07:31
13	55 M.Fugel(DEU) G Honda Civic FK2 TCR	Profi-Car Team Halder(DEU) Profi-Car Team Halder	10	1:42.098	1.925	0.158	148.5	10:11:54
14	8 R.Kircher(DEU) Honda Audi RS 3 LMS SEQ	Racing One(DEU) Racing One	13	1:42.218	2.045	0.120	148.3	10:16:01
15	41 S.Kirsch(DEU) Opel Astra TCR	IMC Motorsport(DEU) ADAC Sachsen e.V.	4	1:43.026	2.853	0.808	147.1	9:52:54
16	99 M.Sandberg(NLD) VW Golf GTI TCR SEQ	VW Team Oettinger VW Team Oettinger	10	1:43.086	2.913	0.060	147.0	10:07:03
17	33 J.Reynolds(CHE) Cupra TCR DSG	TOPCAR Sport(CHE) TOPCAR Sport	7	1:43.199	3.026	0.113	146.9	10:02:06
18	34 P.Sing(DEU) Hyundai i30 N TCR	RaceSing RaceSing	6	1:44.144	3.971	0.945	145.5	10:01:10

### Not classified

101 J.Bäckman(SWE)	Hyundai Team Engstler 2(DEU)
G Hyundai i30 N TCR	Hyundai Team Engstler

Subject to final scrutineering!

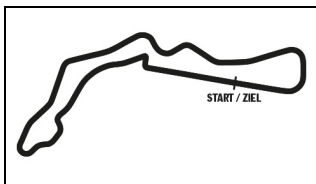
Publication time:	Clerk of the Course: Michal Marek	Timekeeper: Steffen Ruhl
-------------------	-----------------------------------	--------------------------

ver: 1.0

[www.adac.de/motorsport](http://www.adac.de/motorsport)

Page 1/ 1 printed: 17.5.2019 10:18





# ADAC TCR Germany



## Class Result List Free Practice 1

Provisional

Autodrom Most, Length: 4212m

Air temperature: 14.97°C

Track temperature: 14.17°C

Weather condition: Dry

**DMSB** Reg. Nr.: 125/19

Friday, May 17, 2019 9:45:00

started : 19      classified : 18      not classified : 1

Nr.	Drivers Car	Team Competitor	Lap	Best Time	Gap	Diff	Kph	Day Time
-----	----------------	--------------------	-----	-----------	-----	------	-----	----------

### CLASS: Guest

Started: 2      Classified: 1

Not Classified: 1

1	55 M.Fugel(DEU) Honda Civic FK2 TCR	Profi-Car Team Halder(DEU) Profi-Car Team Halder	10	1:42.098			148.5	10:11:54
---	--	---	----	----------	--	--	-------	----------

### Not classified

101	J.Bäckman(SWE) Hyundai i30 N TCR	Hyundai Team Engstler 2(DEU) Hyundai Team Engstler
-----	-------------------------------------	---

### CLASS: Honda JC

Started: 6      Classified: 6

Not Classified: 0

1	22 J.Apotheloz(CHE) Cupra TCR SEQ	TOPCAR Sport(CHE) TOPCAR Sport	7	1:40.954			150.1	10:00:46
2	53 M.Halder(DEU) Honda Civic FK7 TCR	Profi-Car Team Halder(DEU) Profi-Car Team Halder	3	1:41.504	0.550	0.550	149.3	9:51:46
3	98 J.Seyffert(DEU) Opel Astra TCR	Lubner Motorsport(DEU) Lubner Motorsport	12	1:41.514	0.560	0.010	149.3	10:10:56
4	29 M.Cheah Min Jie(MYS) VW Golf GTI TCR SEQ	VW Team Oettinger VW Team Oettinger	8	1:41.785	0.831	0.271	148.9	10:05:47
5	6 B.Burns(GBR) Honda Civic FK7 TCR	Team Pyro Motorsport Bradley Burns	11	1:41.940	0.986	0.155	148.7	10:07:31
6	8 R.Kircher(DEU) Audi RS 3 LMS SEQ	Racing One(DEU) Racing One	13	1:42.218	1.264	0.278	148.3	10:16:01

Subject to final scrutineering!

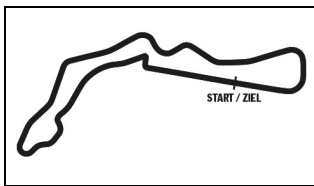
Publication time:	Clerk of the Course: Michal Marek	Timekeeper: Steffen Ruhl
-------------------	-----------------------------------	--------------------------

ver: 1.0

[www.adac.de/motorsport](http://www.adac.de/motorsport)

Page 1/ 1 printed: 17.5.2019 10:18





# ADAC TCR Germany



## Sector List Free Practice 1

Provisional

**DMSB** Reg. Nr.: 125/19

Autodrom Most, Length: 4212m

Air temperature: 14.97°C

Track temperature: 14.17°C

Weather condition: Dry

Friday, May 17, 2019 9:45:00

Lap	Time	SE1	SP1	SE2	SP2	SE3	SP3	TSP	Lap	Time	SE1	SP1	SE2	SP2	SE3	SP3	TSP
<b>1</b>	<b>Proczyk, AUT</b>								<b>theoretical besttime: 1:40.070</b>								
1	3:36.224	1:50.088	157	40.814	175	1:05.322			7	3:29.265	2:09.381	168	38.622	184	41.262	194	
2	2:48.567	1:28.852	184	37.647	179	42.068	194		8	<b>1:40.173</b>	26.440	196	<b>34.033</b>	<b>192</b>	<b>39.700</b>	<b>195</b>	217
3	1:42.081	26.453	195	35.058	190	40.570	194	219	9	1:54.609	<b>26.337</b>	<b>196</b>	34.109	194	54.163		220
4	1:42.655	26.797	194	34.929	190	40.929	193	<b>220</b>	10	6:07.774	4:49.875	190	35.535	187	42.364	194	
5	1:55.497	26.568	194	34.459	193	54.470		219	11	1:41.971	26.513	195	34.752	191	40.706	192	219
6	3:45.233	2:12.599	193	35.945	188	56.689											

<b>6</b>	<b>Burns, GBR</b>								<b>theoretical besttime: 1:41.776</b>								
1	2:46.643					2:46.643			7	1:42.193	26.721	197	34.692	195	40.780	196	222
2	2:07.852	44.267	126	39.553	184	44.032	195		8	1:59.524	27.333	198	35.387	192	56.804		223
3	1:43.948	27.054	194	35.662	192	41.232	195	220	9	3:36.156	2:16.296	123	38.448	188	41.412	196	
4	1:42.730	26.626	196	35.158	191	40.946	196	221	10	1:45.428	26.476	197	35.089	152	43.863	196	221
5	1:42.286	26.576	196	34.854	193	40.856	195	222	11	<b>1:41.940</b>	26.494	198	34.751	194	<b>40.695</b>	<b>196</b>	222
6	1:42.464	26.637	196	34.826	193	41.001	195	221	12	1:58.374	<b>26.434</b>	<b>198</b>	<b>34.647</b>	<b>195</b>	57.293		<b>223</b>

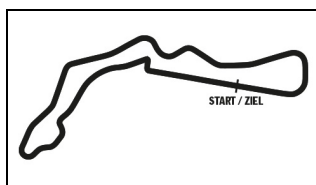
<b>7</b>	<b>Halder, DEU</b>								<b>theoretical besttime: 1:40.056</b>								
1	12:48.889	11:21.554	159	42.855	141	44.480	194		4	1:59.834	28.440	167	35.720	194	55.674		216
2	<b>1:40.580</b>	26.655	195	34.112	195	<b>39.813</b>	<b>195</b>	218	5	4:50.503	3:16.396	171	34.294	197	59.813		
3	1:40.675	<b>26.254</b>	<b>196</b>	<b>33.989</b>	<b>197</b>	40.432	194	<b>219</b>	6								

<b>8</b>	<b>Kircher, DEU</b>								<b>theoretical besttime: 1:42.014</b>								
1	2:33.390	55.236	122	47.557	120	50.597	190		8	4:49.171	3:30.942	173	36.223	192	42.006	194	
2	1:53.103	28.271	190	38.511	186	46.321	194	189	9	2:16.493	26.590	197	40.838	136	1:09.065		220
3	1:43.556	26.774	197	35.623	190	41.159	195	221	10	5:32.140	4:14.945	181	35.636	193	41.559	194	
4	1:42.524	26.699	197	34.958	<b>194</b>	<b>40.867</b>	195	222	11	1:42.574	26.422	196	34.855	193	41.297	195	221
5	1:42.656	26.524	197	35.110	194	41.022	195	<b>224</b>	12	1:42.525	26.793	196	34.861	193	40.871	194	224
6	1:42.424	26.482	197	34.803	194	41.139	194	222	13	<b>1:42.218</b>	<b>26.391</b>	<b>198</b>	<b>34.756</b>	<b>191</b>	41.071	194	221
7	1:57.766	26.683	197	34.851	193	56.232		220									

<b>13</b>	<b>Buri, FIN</b>								<b>theoretical besttime: 1:41.181</b>								
1	3:10.776	1:20.608	124	45.899	137	1:04.269			7	5:00.781	3:44.961	192	35.338	192	<b>40.482</b>	<b>196</b>	
2	4:59.410	3:32.223	161	40.573	186	46.614	192		8	1:41.807	26.584	198	34.626	192	40.597	196	223
3	1:48.949	30.516	157	36.781	189	41.652	196	212	9	1:44.112	26.339	197	34.623	193	43.150	195	<b>224</b>
4	<b>1:41.696</b>	<b>26.137</b>	197	<b>34.562</b>	192	40.997	196	222	10	1:44.439	26.269	198	36.034	171	42.136	195	223
5	1:46.108	28.038	170	37.435	190	40.635	<b>197</b>	195	11	1:57.902	27.209	191	35.327	191	55.366		222
6	2:09.713	34.881	148	37.088	190	57.744		223	12								

<b>19</b>	<b>Hesse, DEU</b>								<b>theoretical besttime: 1:40.223</b>								
1	2:09.087	44.218	145	38.110	178	46.759	182		7	6:02.485	4:39.361	140	38.442	185	44.682	196	
2	1:57.766	28.827	192	34.828	193	54.111		186	8	<b>1:40.242</b>	26.303	196	<b>34.057</b>	<b>194</b>	<b>39.882</b>	<b>196</b>	219
3	3:19.678	2:05.277	195	34.341	193	40.060	194		9	1:52.933	26.365	197	34.193	193	52.375		221
4	1:41.071	26.712	194	34.175	193	40.184	194	219	10	6:26.976	5:07.948	183	34.404	196	44.624	196	
5	1:41.346	26.689	196	34.348	193	40.309	194	220	11	1:44.768	<b>26.284</b>	<b>196</b>	37.571	121	40.913	194	<b>222</b>
6	1:54.265	26.769	196	34.605	193	52.891		220									

<b>22</b>	<b>Apotheloz, CHE</b>								<b>theoretical besttime: 1:40.562</b>								
1	2:36.559	1:02.935	108	43.457	139	50.167	190		9	1:48.032	27.183	197	38.607	163	42.242	195	220
2	1:48.559	28.845	181	36.024	191	43.690	194	214	10	1:41.757	26.469	200	34.702	193	40.586	195	219
3	1:43.824	27.082	196	35.955	186	40.787	194	218	11	1:42.872	27.136	197	34.907	194	40.829	194	220
4	1:42.581	27.013	196	34.985	192	40.583	194	219	12	1:42.382	26.574	198	34.841	193	40.967	195	220
5	1:58.066	27.071	195	34.814	194	56.181		220	13	1:43.033	26.887	195	35.121	193	41.025	194	221
6	4:15.090	2:58.305	162	36.051	191	40.734	195		14	1:42.837	26.645	197	35.063	194	41.129	195	220
7	<b>1:40.954</b>	26.644	196	<b>34.256</b>	191	<b>40.054</b>	195	219	15	1:42.734	26.841	197	34.932	193	40.961	195	221
8	1:42.260	<b>26.252</b>	197	34.331	<b>195</b>	41.677	195	219	16	1:47.915	26.623	198	34.911	194	46.381	151	<b>221</b>



# ADAC TCR Germany



## Sector List Free Practice 1

Provisional

Autodrom Most, Length: 4212m

Air temperature: 14.97°C

Track temperature: 14.17°C

Weather condition: Dry

**DMSB** Reg. Nr.: 125/19

Friday, May 17, 2019 9:45:00

Lap	Time	SE1	SP1	SE2	SP2	SE3	SP3	TSP	Lap	Time	SE1	SP1	SE2	SP2	SE3	SP3	TSP
<b>27</b>	Coicaud, FRA									<b>theoretical besttime: 1:40.993</b>							
1	2:01.134	40.218	171	37.548	184	43.368	192		9	1:58.674	26.604	196	34.621	192	57.449		221
2	2:04.838	27.746	180	37.940	187	59.152		216	10	3:54.857	2:35.985	191	38.450	190	40.422	194	
3	3:40.849	2:25.202	192	35.027	190	40.620	194		11	1:41.504	26.504	195	34.638	193	40.362	195	219
4	1:41.188	<b>26.424</b>	194	34.286	192	40.478	194	218	12	1:41.486	26.535	196	<b>34.274</b>	<b>192</b>	40.677	195	221
5	<b>1:41.095</b>	26.446	194	34.354	192	<b>40.295</b>	195	219	13	1:41.475	26.523	193	34.321	192	40.631	195	220
6	1:41.684	26.424	195	34.555	192	40.705	195	219	14	1:41.348	26.526	194	34.296	192	40.526	194	221
7	1:41.761	26.451	<b>196</b>	34.533	193	40.777	195	221	15	1:41.705	26.485	195	34.630	190	40.590	195	220
8	1:42.210	26.641	196	34.911	191	40.658	194	<b>222</b>									

<b>29</b>	Cheah Min Jie, MYS									<b>theoretical besttime: 1:41.021</b>							
1	2:06.902	46.599	153	38.603	174	41.700	194		7	4:36.771	3:20.608	183	35.809	190	<b>40.354</b>	<b>195</b>	
2	1:44.769	26.706	197	34.883	189	43.180	194	219	8	<b>1:41.785</b>	<b>26.492</b>	<b>198</b>	34.458	195	40.835	193	<b>221</b>
3	2:21.705	26.700	196	34.620	190	1:20.385		219	9	1:42.442	26.905	196	34.679	192	40.858	192	219
4	4:29.163	3:04.414	158	43.408	133	41.341	<b>195</b>		10	1:42.825	26.735	196	34.846	192	41.244	194	219
5	1:42.840	26.673	196	<b>34.175</b>	193	41.992	194	220	11	2:05.518	27.584	154	38.798	189	59.136		219
6	2:02.845	27.013	180	37.170	190	58.662		219	12	3:59.079	2:42.847	194	35.344	190	40.888	192	

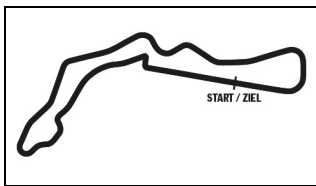
<b>33</b>	Reynolds, CHE									<b>theoretical besttime: 1:42.893</b>							
1	2:43.227	1:04.366	135	48.867	114	49.994	187		9	1:44.046	26.734	195	35.209	189	42.103	193	218
2	1:47.208	27.906	194	36.164	184	43.138	191	215	10	1:44.548	26.858	196	35.416	190	42.274	190	219
3	1:44.384	27.343	194	35.534	189	41.507	<b>194</b>	218	11	1:47.652	28.198	178	35.915	191	43.539	192	218
4	1:44.136	27.050	193	35.487	189	41.599	192	219	12	1:44.467	26.829	196	35.456	189	42.182	193	219
5	2:07.132	29.000	174	35.983	190	1:02.149		219	13	1:45.026	27.182	192	35.612	190	42.232	191	219
6	5:17.077	3:44.604	149	45.507	150	46.966	192		14	1:46.861	27.823	180	35.890	191	43.148	192	218
7	<b>1:43.199</b>	27.032	195	<b>35.046</b>	190	<b>41.121</b>	193	216	15	1:44.375	26.944	196	35.168	191	42.263	185	<b>220</b>
8	1:43.268	<b>26.726</b>	196	35.092	191	41.450	194	218									

<b>34</b>	Sing, DEU									<b>theoretical besttime: 1:43.170</b>							
1	3:53.575	2:27.692	139	40.641	187	45.242	194		7	1:57.524	27.569	197	<b>35.417</b>	<b>189</b>	54.538		217
2	2:21.753	27.495	194	36.578	188	1:17.680		219	8	3:28.179	2:10.296	196	36.130	188	41.753	192	
3	4:41.995	3:24.898	193	35.977	189	<b>41.120</b>	<b>194</b>		9	1:44.229	<b>26.633</b>	<b>196</b>	35.980	191	41.616	193	218
4	1:44.513	26.984	196	36.101	186	41.428	193	218	10	1:44.918	26.906	196	36.439	184	41.573	192	<b>219</b>
5	1:44.148	26.641	197	36.144	189	41.363	194	217	11	1:44.559	26.716	195	35.622	187	42.221	192	218
6	<b>1:44.144</b>	26.676	<b>197</b>	35.827	190	41.641	190	219	12		26.798	194	35.789	188			219

<b>41</b>	Kirsch, DEU									<b>theoretical besttime: 1:42.556</b>							
1	2:40.084	1:15.265	147	39.616	140	45.203	195		8	1:43.175	26.638	200	35.296	192	41.241	197	223
2	1:47.067	27.692	186	36.222	188	43.153	196	212	9	3:02.250	26.976	199	1:38.881	183	56.393		224
3	1:44.048	26.651	170	35.981	193	41.416	196	224	10	2:41.392	1:24.811	195	35.609	192	<b>40.972</b>	<b>198</b>	
4	<b>1:43.026</b>	<b>26.410</b>	197	35.355	<b>193</b>	41.261	197	223	11	1:43.586	26.468	200	35.896	193	41.222	197	224
5	2:00.463	26.870	198	<b>35.174</b>	193	58.419		<b>225</b>	12	1:44.036	26.533	197	35.563	191	41.940	195	224
6	5:46.093	4:22.798	144	40.572	162	42.723	197		13		26.530	200	38.294	190			222
7	1:43.162	26.549	<b>200</b>	35.241	192	41.372	196	223									

<b>42</b>	Niedertscheider, AUT									<b>theoretical besttime: 1:40.567</b>							
1	4:12.451	2:33.836	119	41.406	180	57.209			7	5:56.123	4:39.685	193	35.800	189	40.638	193	
2	4:00.593	2:40.130	159	37.848	187	42.615	194		8	1:41.422	26.543	195	34.354	193	40.525	193	216
3	<b>1:41.145</b>	26.840	194	34.134	194	<b>40.171</b>	<b>195</b>	<b>219</b>	9	1:48.923	31.007	185	35.850	187	42.066	194	218
4	1:41.179	<b>26.372</b>	<b>196</b>	<b>34.024</b>	<b>195</b>	40.783	191	219	10	1:41.624	26.636	194	34.373	193	40.615	194	218
5	1:41.478	26.570	196	34.432	192	40.476	193	216	11	2:00.456	26.621	194	34.753	192	59.082		219
6	2:00.456	26.975	195	35.204	191	58.277		217	12								

<b>53</b>	Halder, DEU									<b>theoretical besttime: 1:41.423</b>							
1	3:21.447	2:00.347	138	38.893	183	42.207	192		7	1:41.905	26.704	195	34.530	192	40.671	192	219
2	1:42.879	26.912	194	34.659	<b>194</b>	41.308	192	217	8	1:42.761	26.793	195	34.972	192	40.996	192	218
3	<b>1:41.504</b>	26.729	194	<b>34.395</b>	193	<b>40.380</b>	<b>194</b>	218	9	1:58.288	26.919	193	35.727	189	55.642		218
4	1:55.060	<b>26.648</b>	194	34.559	192	53.853		<b>219</b>	10	3:22.909	2:03.237	146	37.954	170	41.718	193	
5	4:08.761	2:41.261	146	42.561	145	44.939	194		11	2:04.338	26.670	194	34.749	193	1:02.919		218
6	1:41.977	26.676	<b>195</b>	34.569	193	40.732	193	219									



# ADAC TCR Germany



## Sector List Free Practice 1

Provisional

**DMSB** Reg. Nr.: 125/19

Autodrom Most, Length: 4212m

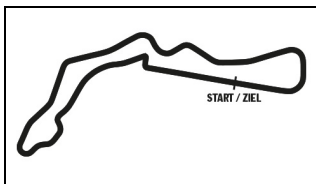
Air temperature: 14.97°C

Track temperature: 14.17°C

Weather condition: Dry

Friday, May 17, 2019 9:45:00

Lap	Time	SE1	SP1	SE2	SP2	SE3	SP3	TSP	Lap	Time	SE1	SP1	SE2	SP2	SE3	SP3	TSP
<b>55 Fugel, DEU</b>									<b>theoretical besttime: 1:41.746</b>								
1	3:05.035	1:41.546	129	38.029	167	45.460	195		7	2:19.428	32.970	147	40.128	154	1:06.330		219
2	1:42.680	26.529	194	35.119	192	41.032	195	218	8	7:37.903	6:18.030	175	39.026	185	40.847	194	
3	2:03.906	26.689	197	35.349	191	1:01.868		220	9	1:43.711	26.582	196	35.736	146	41.393	195	220
4	3:14.484	1:57.569	195	35.488	191	41.427	<b>196</b>		10	<b>1:42.098</b>	26.750	195	34.746	193	<b>40.602</b>	<b>194</b>	220
5	1:42.350	26.511	196	35.098	192	40.741	196	<b>222</b>	11	1:42.923	26.649	196	34.979	193	41.295	192	221
6	1:42.143	<b>26.418</b>	<b>197</b>	<b>34.726</b>	<b>195</b>	40.999	191	222	12		27.167	196	35.351	191			216
<b>88 Fugel, DEU</b>									<b>theoretical besttime: 1:40.767</b>								
1	3:19.953	1:57.912	123	39.425	138	42.616	192		7	<b>1:40.911</b>	26.506	195	<b>34.212</b>	<b>196</b>	40.193	195	220
2	1:42.307	26.901	193	34.604	190	40.802	194	217	8	1:41.016	26.481	196	34.301	196	40.234	195	220
3	1:41.417	26.812	193	34.428	193	40.177	194	219	9	1:40.953	<b>26.442</b>	<b>197</b>	34.287	195	40.224	195	<b>221</b>
4	1:41.070	26.644	194	34.313	194	<b>40.113</b>	194	219	10	2:16.512	31.145	122	43.444	132	1:01.923		183
5	2:12.808	30.057	145	42.508	158	1:00.243		204	11								
6	3:30.730	2:13.108	194	34.785	194	42.837	195										
<b>98 Seyffert, DEU</b>									<b>theoretical besttime: 1:41.134</b>								
1	2:43.288	1:01.787	110	49.844	117	51.657	138		9	1:42.396	26.487	200	34.686	194	41.223	196	222
2	1:52.037	33.685	165	36.961	195	41.391	197	159	10	2:01.483	27.952	160	37.394	169	56.137		222
3	1:42.764	26.946	199	34.648	186	41.170	196	223	11	4:27.187	2:44.408	104	47.126	129	55.653	197	
4	1:41.970	26.532	198	34.778	194	40.660	196	224	12	<b>1:41.514</b>	26.453	198	34.646	195	<b>40.415</b>	<b>198</b>	223
5	1:42.557	26.841	197	34.613	<b>197</b>	41.103	195	<b>225</b>	13	1:42.866	<b>26.259</b>	<b>198</b>	<b>34.460</b>	<b>196</b>	42.147	197	224
6	2:04.387	28.132	155	37.719	177	58.536		206	14	1:41.992	26.484	198	34.679	195	40.829	197	224
7	2:34.756	1:19.484	198	34.503	195	40.769	196		15	1:42.105	26.511	200	34.814	192	40.780	196	225
8	1:41.847	26.431	198	34.581	194	40.835	196	222									
<b>99 Sandberg, NLD</b>									<b>theoretical besttime: 1:42.751</b>								
1	2:51.811	54.282	120	45.891	141	1:11.638			8	1:45.197	27.255	194	35.815	183	42.127	192	216
2	2:25.269	1:01.103	143	39.575	181	44.591	191		9	1:44.364	26.972	192	35.812	184	41.580	191	217
3	1:45.914	28.443	191	35.643	189	41.828	192	214	10	<b>1:43.086</b>	26.672	195	35.305	189	<b>41.109</b>	<b>194</b>	218
4	1:43.918	26.995	195	35.593	188	41.330	192	218	11	1:43.698	26.900	185	35.533	189	41.265	192	<b>219</b>
5	1:43.450	27.037	195	<b>35.097</b>	<b>190</b>	41.316	192	218	12	2:03.697	27.008	193	35.310	188	1:01.379		218
6	2:06.891	26.994	189	35.765	187	1:04.132		218	13	3:23.285	2:06.514	190	35.405	189	41.366	193	
7	4:13.359	2:44.238	127	42.142	175	46.979	191		14	1:43.767	<b>26.545</b>	<b>194</b>	35.499	186	41.723	192	218
<b>101 Bäckman, SWE</b>									<b>theoretical besttime:</b>								
1	6:10.613	45.639	<b>145</b>	<b>1:18.708</b>	<b>27</b>	4:06.266											



# ADAC TCR Germany

## Top speed list Free Practice 1

Provisional



Autodrom Most, Length: 4212m

Air temperature: 14.97°C

Track temperature: 14.17°C

Weather condition: Dry

**DMSB** Reg. Nr.: 125/19

Friday, May 17, 2019 9:45:00

#	Name (NAT)	Team	Car name	Speed	Lap	Race time
41	Steve Kirsch (DEU)	IMC Motorsport (DEU)	Opel Astra TCR	225.94	5	7:59.052
98	Jan Seyffert (DEU)	Lubner Motorsport (DEU)	Opel Astra TCR	225.46	5	8:04.896
8	Rene Kircher (DEU)	Racing One (DEU)	Audi RS 3 LMS SEQ	224.06	5	7:57.457
13	Antti Buri (FIN)	LMS Racing (FIN)	Audi RS 3 LMS SEQ	224.06	9	22:24.112
6	Bradley Burns (GBR)	Team Pyro Motorsport	Honda Civic FK7 TCR	223.60	12	22:36.028
19	Max Hesse (DEU)	Hyundai Team Engstler	Hyundai i30 N TCR	222.68	11	28:50.747
55	Marcel Fugel (DEU)	Profi-Car Team Halder (DEU)	Honda Civic FK2 TCR	222.22	5	10:10.985
27	Theo Coicaud (FRA)	Hyundai Team Engstler	Hyundai i30 N TCR	222.22	8	14:37.463
88	Dominik Fugel (DEU)	Profi-Car Team Honda ADAC Sachsen	Honda Civic FK7 TCR	221.76	9	17:35.110
22	Julien Apotheloz (CHE)	TOPCAR Sport (CHE)	Cupra TCR SEQ	221.76	16	29:36.448
29	Mitchell Cheah Min Jie (MYS)	VW Team Oettinger	VW Golf GTI TCR SEQ	221.31	8	19:09.914
1	Harald Proczyk (AUT)	HP Racing International (DEU)	Hyundai i30 N TCR	220.85	4	8:11.805
33	Joshua Corren Reynolds (CHE)	TOPCAR Sport (CHE)	Cupra TCR DSG	220.85	15	29:27.180
42	Lukas Niedertscheider (AUT)	HP Racing International (DEU)	Hyundai i30 N TCR	219.95	3	8:17.993
7	Mike Halder (DEU)	Profi-Car Team Honda ADAC Sachsen	Honda Civic FK7 TCR	219.95	3	14:34.389
34	Patrick Sing (DEU)	RaceSing	Hyundai i30 N TCR	219.95	10	23:25.021
53	Michelle Halder (DEU)	Profi-Car Team Halder (DEU)	Honda Civic FK7 TCR	219.51	4	6:50.773
99	Maurits Sandberg (NLD)	VW Team Oettinger	VW Golf GTI TCR SEQ	219.06	11	22:08.214