

PIT STOPS Rennen 2

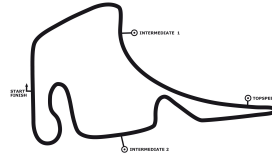
(BOXENSTOPS VON: 12:23:12 - 12:33:12h)

18	Seiler Toni	12:06:53.098	5	12:10:15.391	3:22.293
1	von Thurn und Taxis Albert	12:24:10.258	15	12:25:21.329	1:11.071
34	Arnold Lance David	12:24:17.664	15	12:25:30.204	1:12.540
10	Asch Sebastian	12:24:19.726	15	12:25:30.566	1:10.840
28	Alessi Diego	12:24:19.100	15	12:25:30.850	1:11.750
22	Stoll Florian	12:24:18.401	15	12:25:32.340	1:13.939
12	Neuser Tobias	12:24:26.330	14	12:25:39.605	1:13.275
13	Dutt Oliver	12:24:53.454	15	12:26:05.129	1:11.675
40	Spengler Florian	12:24:32.756	15	12:26:12.161	1:39.405
19	Saligari Alfredo	12:25:08.322	15	12:26:18.819	1:10.497
33	Frankenhout Christiaan	12:26:01.485	16	12:27:13.137	1:11.652
39	van der Hoek Ardi	12:26:04.288	16	12:27:14.662	1:10.374
16	Klohs Otto	12:26:29.160	16	12:27:39.486	1:10.326
3	Jöns Christer	12:27:29.080	17	12:28:40.380	1:11.300
30	Wendt Stefan	12:27:28.060	17	12:28:44.111	1:16.051
11	Mengesdorf David	12:27:44.590	17	12:28:55.488	1:10.898
32	Baumann Dominik	12:27:45.965	17	12:28:57.700	1:11.735
26	van de Laar Ronald	12:28:18.826	17	12:29:34.032	1:15.206
2	Stuck Ferdinand	12:28:59.400	18	12:30:11.425	1:12.025
41	Lunardi Dino	12:29:00.145	18	12:30:13.016	1:12.871
7	Simonsen Andreas	12:29:20.931	18	12:30:32.692	1:11.761
15	Dolenc Swen	12:29:27.405	18	12:30:38.336	1:10.931
21	Mayer Oliver	12:29:45.095	18	12:30:54.745	1:09.650
36	Mayer Maximilian	12:30:51.007	19	12:32:02.775	1:11.768
35	Farnbacher Mario	12:30:56.304	19	12:32:07.130	1:10.826
9	Hageleit Wolfgang	12:31:04.102	19	12:32:18.366	1:14.264
20	Heyer Kenneth	12:31:07.231	19	12:32:20.121	1:12.890
52	Larsson Fredrik	12:31:23.794	19	12:32:33.392	1:09.598
4	Ludwig Luca	12:31:21.684	19	12:32:33.818	1:12.134
31	Tilke Carsten	12:31:39.633	19	12:32:51.781	1:12.148
17	Golz Michael	12:32:12.405	19	12:33:23.476	1:11.071
8	Landmann Stefan	12:32:29.983	20	12:33:41.374	1:11.391
24	Hayek Marc A.	12:32:29.476	20	12:33:41.995	1:12.519
27	Hannawald Sven	12:32:37.032	20	12:33:48.563	1:11.531
52	Larsson Fredrik	12:36:07.572	21	12:36:29.955	22.383
21	Mayer Oliver	12:36:16.603	21	12:36:39.275	22.672
12	Neuser Tobias	12:37:49.631	21	12:38:51.521	1:01.890
39	van der Hoek Ardi	12:53:33.276	31	12:53:50.933	17.657
13	Dutt Oliver	12:57:16.247	33	12:57:36.206	19.959

30.09. - 02.10.2011

Hockenheimring, Länge 4574 m

**ADAC GT Masters
Rennen 2**



DMSB -Reg. Nr.:275/11
Deutscher Motor Sport Bund e.V.

1 Albert von Thurn und Taxis , Lamborghini Gallardo LP600+ / D **Theoretische Bestzeit: 1:41.47**

Lap	Time	S1	S2	S3	Vmax	Lap	Time	S1	S2	S3	Vmax
1	1:56.181	30.670	52.127	33.384	254	19	1:45.123	22.472	48.288	34.363	257
2	1:45.374	22.368	49.478	33.528	256	20	1:44.276	22.669	48.115	33.492	259
3	1:43.334	22.355	47.849	33.130	257	21	1:45.309	22.904	48.969	33.436	255
4	1:42.678	22.174	47.545	32.959	257	22	1:45.555	22.838	48.521	34.196	255
5	1:42.314	22.130	47.434	32.750	257	23	1:46.664	23.426	49.388	33.850	252
6	1:42.004	21.950	47.277	32.777	257	24	1:43.504	22.764	47.512	33.228	254
7	1:41.749	22.079	47.069	32.601	257	25	1:42.989	22.431	47.475	33.083	257
8	1:41.866	21.968	47.179	32.719	258	26	1:43.826	22.312	48.263	33.251	257
9	1:41.919	21.809	47.183	32.927	258	27	1:43.213	22.542	47.436	33.235	255
10	1:42.959	22.104	47.647	33.208	259	28	1:44.189	22.371	48.062	33.756	258
11	1:42.909	22.141	47.764	33.004	259	29	1:43.224	22.493	47.505	33.226	255
12	1:43.433	22.255	47.756	33.422	261	30	1:43.095	22.342	47.475	33.278	257
13	1:43.427	22.315	48.065	33.047	250	31	1:43.502	22.589	47.476	33.437	257
14	1:43.574	22.487	47.796	33.291	259	32	1:43.587	22.386	47.659	33.542	257
15	1:44.307	22.716	47.579		258	33	1:43.424	22.380	47.558	33.486	256
16	2:52.001	1:31.212	47.797	32.992	252	34	1:43.790	22.464	47.606	33.720	257
17	1:42.701	22.322	47.329	33.050	254	35	1:44.515	22.429	48.071	34.015	257
18	1:42.563	22.194	47.331	33.038	256						

2 Ferdinand Stuck , Lamborghini Gallardo LP600+ / A **Theoretische Bestzeit: 1:41.43**

Lap	Time	S1	S2	S3	Vmax	Lap	Time	S1	S2	S3	Vmax
1	1:47.736	26.920	48.169	32.647	249	19	2:52.405	1:31.348	47.727	33.330	252
2	1:43.630	22.355	48.526	32.749	252	20	1:43.125	22.266	47.818	33.041	254
3	1:42.717	22.182	47.949	32.586	253	21	1:43.862	22.428	48.224	33.210	254
4	1:41.864	21.881	47.419	32.564	252	22	1:43.776	22.442	47.897	33.437	255
5	1:42.003	21.990	47.491	32.522	253	23	1:43.602	22.524	47.775	33.303	254
6	1:41.979	22.061	47.399	32.519	253	24	1:43.636	22.421	47.879	33.336	254
7	1:41.845	22.064	47.432	32.349	252	25	1:43.568	22.517	47.629	33.422	255
8	1:41.854	22.039	47.319	32.496	253	26	1:43.869	22.513	48.004	33.352	254
9	1:41.737	22.009	47.204	32.524	254	27	1:43.801	22.475	47.858	33.468	255
10	1:41.966	22.048	47.224	32.694	254	28	1:44.867	22.735	48.282	33.850	254
11	1:41.749	22.001	47.267	32.481	254	29	1:45.524	22.626	48.078	34.820	255
12	1:42.083	22.071	47.484	32.528	252	30	1:45.511	22.784	48.691	34.036	254
13	1:42.158	21.942	47.380	32.836	253	31	1:44.982	22.636	48.203	34.143	257
14	1:42.805	22.356	47.802	32.647	253	32	1:45.881	23.054	49.055	33.772	257
15	1:42.345	22.054	47.408	32.883	254	33	1:45.709	22.885	48.452	34.372	255
16	1:42.434	22.190	47.533	32.711	254	34	1:46.611	23.249	48.487	34.875	255
17	1:42.508	22.271	47.345	32.892	256	35	1:57.247	23.108	50.389	43.750	254
18	1:43.757	22.311	47.477		258						

3 Christer Jöns , Audi R8 LMS / D **Theoretische Bestzeit: 1:41.95**

Lap	Time	S1	S2	S3	Vmax	Lap	Time	S1	S2	S3	Vmax
1	1:53.128	29.175	50.193	33.760	252	18	2:52.977	1:31.221	48.727	33.029	251
2	1:44.183	22.294	48.817	33.072	260	19	1:44.005	22.370	48.147	33.488	252
3	1:42.712	22.058	47.752	32.902	255	20	1:43.298	22.372	47.859	33.067	255
4	1:42.636	22.057	48.025	32.554	256	21	1:44.078	22.435	47.828	33.815	255
5	1:42.417	22.072	47.639	32.706	257	22	1:43.835	22.691	47.849	33.295	254
6	1:42.197	21.994	47.557	32.646	255	23	1:43.963	22.496	48.095	33.372	255
7	1:42.111	21.974	47.453	32.684	255	24	1:46.685	22.527	47.910	36.248	256
8	1:42.329	22.000	47.722	32.607	254	25	1:44.647	23.512	47.980	33.155	252
9	1:42.499	22.229	47.440	32.830	253	26	1:44.170	22.517	48.452	33.201	252
10	1:42.233	22.130	47.428	32.675	255	27	1:44.175	22.582	48.288	33.305	252
11	1:42.395	22.002	47.649	32.744	254	28	1:44.436	22.561	48.285	33.590	255
12	1:42.674	22.205	47.631	32.838	254	29	1:44.172	22.728	48.056	33.388	257
13	1:42.701	22.116	47.676	32.909	253	30	1:44.536	22.862	48.147	33.527	256
14	1:42.802	22.024	47.508	33.270	256	31	1:45.083	22.655	48.385	34.043	254
15	1:42.545	22.101	47.499	32.945	256	32	1:44.284	22.700	48.057	33.527	255
16	1:42.963	22.239	47.610	33.114	258	33	2:13.533	22.600	49.736		255
17	1:44.325	22.360	48.066		255						

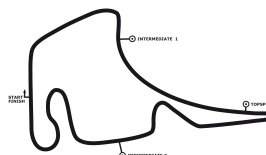
4 Luca Ludwig , Audi R8 LMS / D **Theoretische Bestzeit: 1:41.98**

Lap	Time	S1	S2	S3	Vmax	Lap	Time	S1	S2	S3	Vmax
1	2:07.967	31.447	1:02.415	34.105	255	18	1:43.138	22.325	47.628	33.185	254

30.09. - 02.10.2011

Hockenheimring, Länge 4574 m

ADAC GT Masters
Rennen 2



DMSB -Reg. Nr.:275/11
Deutscher Motor Sport Bund e.V.

Lap	Time	S1	S2	S3	Vmax	Lap	Time	S1	S2	S3	Vmax
2	1:45.897	22.371	50.212	33.314	253	19	1:44.486	22.631	47.735		254
3	1:43.408	22.287	47.836	33.285	254	20	2:55.145	1:31.999	48.905	34.241	252
4	1:43.397	22.249	48.018	33.130	254	21	1:45.380	22.631	48.766	33.983	251
5	1:42.970	22.324	47.604	33.042	254	22	1:46.073	22.807	49.314	33.952	248
6	1:43.492	22.384	48.260	32.848	255	23	1:45.266	22.611	48.679	33.976	248
7	1:44.035	22.709	48.334	32.992	252	24	1:45.599	22.734	48.831	34.034	248
8	1:42.185	22.160	47.435	32.590	255	25	1:45.802	22.839	48.885	34.078	248
9	1:44.120	22.148	47.249	34.723	254	26	1:45.884	22.829	49.059	33.996	247
10	1:42.655	22.195	47.604	32.856	252	27	1:45.830	22.862	48.921	34.047	248
11	1:43.175	22.158	48.108	32.909	254	28	1:46.563	22.965	49.426	34.172	247
12	1:43.464	22.297	48.125	33.042	252	29	1:46.407	22.992	49.161	34.254	248
13	1:43.147	22.236	47.832	33.079	254	30	1:46.561	22.996	49.242	34.323	248
14	1:42.630	22.171	47.527	32.932	254	31	1:46.727	23.040	49.149	34.538	248
15	1:43.006	22.345	47.589	33.072	257	32	1:48.555	24.143	49.992	34.420	248
16	1:43.134	22.370	47.634	33.130	253	33	1:48.733	23.224	49.263		248
17	1:43.148	22.317	47.690	33.141	252						

7 Andreas Simonsen , Audi R8 LMS / S

Theoretische Bestzeit: 1:42.02

Lap	Time	S1	S2	S3	Vmax	Lap	Time	S1	S2	S3	Vmax
1	1:54.802	29.366	51.930	33.506	248	19	2:54.559	1:32.000	48.722	33.837	251
2	1:44.395	22.388	48.991	33.016	257	20	1:45.528	22.726	48.609	34.193	255
3	1:42.685	22.097	47.818	32.770	255	21	1:46.692	22.804	49.919	33.969	249
4	1:42.378	22.047	47.639	32.692	255	22	1:44.870	22.534	48.582	33.754	253
5	1:42.167	22.010	47.477	32.680	257	23	1:46.100	22.668	48.716	34.716	255
6	1:42.151	21.951	47.567	32.633	255	24	1:47.624	23.271	50.073	34.280	252
7	1:42.234	22.091	47.439	32.704	255	25	1:46.514	23.088	48.812	34.614	257
8	1:42.503	22.083	47.756	32.664	254	26	1:45.753	22.544	48.617	34.592	255
9	1:42.621	22.217	47.620	32.784	257	27	1:44.584	22.738	48.313	33.533	254
10	1:43.250	22.307	48.196	32.747	255	28	1:44.759	22.470	48.523	33.766	257
11	1:43.226	22.167	48.120	32.939	254	29	1:44.831	22.624	48.359	33.848	256
12	1:43.952	22.285	48.309	33.358	252	30	1:44.867	22.553	48.310	34.004	257
13	1:43.522	22.470	47.899	33.153	257	31	1:46.413	22.792	48.807	34.814	266
14	1:43.607	22.398	47.907	33.302	252	32	1:46.160	22.897	49.081	34.182	255
15	1:44.515	23.218	48.024	33.273	256	33	1:46.932	23.114	49.669	34.149	255
16	1:43.445	22.432	47.795	33.218	255	34	1:46.444	23.047	49.353	34.044	260
17	1:43.183	22.436	47.636	33.111	254	35	1:46.033	22.831	48.749	34.453	255
18	1:44.065	22.403	47.874		257						

8 Stefan Landmann , Audi R8 LMS / A

Theoretische Bestzeit: 1:41.49

Lap	Time	S1	S2	S3	Vmax	Lap	Time	S1	S2	S3	Vmax
1	1:50.805	28.034	49.560	33.211	253	19	1:43.282	22.342	47.725	33.215	258
2	1:43.298	22.257	48.271	32.770	256	20	1:44.674	22.360	47.857		258
3	1:42.511	22.094	47.710	32.707	257	21	2:53.314	1:30.574	48.722	34.018	253
4	1:41.859	21.996	47.354	32.509	257	22	1:45.014	23.142	48.016	33.856	255
5	1:41.919	22.061	47.362	32.496	257	23	1:44.391	22.608	48.041	33.742	255
6	1:41.903	22.121	47.323	32.459	257	24	1:44.496	22.697	47.915	33.884	256
7	1:41.734	21.996	47.370	32.368	257	25	1:44.399	22.722	47.921	33.756	257
8	1:41.723	21.926	47.205	32.592	257	26	1:44.079	22.699	47.801	33.579	256
9	1:42.155	22.131	47.392	32.632	258	27	1:43.960	22.576	47.847	33.537	256
10	1:42.007	22.062	47.236	32.709	258	28	1:44.527	22.721	48.031	33.775	256
11	1:42.014	22.066	47.336	32.612	257	29	1:44.629	22.808	48.179	33.642	255
12	1:42.255	22.075	47.391	32.789	257	30	1:44.704	22.849	48.183	33.672	255
13	1:42.259	22.138	47.429	32.692	257	31	1:44.555	22.793	47.985	33.777	255
14	1:42.669	22.108	47.666	32.895	258	32	1:44.878	22.951	47.984	33.943	256
15	1:42.479	22.074	47.611	32.794	257	33	1:45.497	23.002	48.262	34.233	256
16	1:42.457	22.097	47.507	32.853	258	34	1:45.058	22.929	48.085	34.044	255
17	1:42.854	22.246	47.570	33.038	258	35	1:47.871	23.105	48.453	36.313	257
18	1:42.896	22.215	47.520	33.161	257						

9 Wolfgang Hageleit , Porsche 911 GT3 R / D

Theoretische Bestzeit: 1:41.70

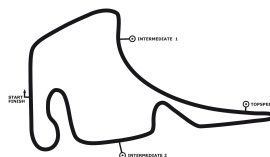
Lap	Time	S1	S2	S3	Vmax	Lap	Time	S1	S2	S3	Vmax
1	1:53.723	29.414	50.139	34.170	257	19	1:45.641	22.337	48.214		260
2	1:47.457	22.969	51.006	33.482	262	20	2:56.657	1:33.661	48.637	34.359	258
3	1:43.268	22.378	47.806	33.084	262	21	1:46.407	23.121	49.250	34.036	257
4	1:42.181	22.083	47.136	32.962	262	22	1:45.095	22.581	48.526	33.988	259

ADAC Masters Weekend, GP Weingarten, Hockenheimring

30.09. - 02.10.2011

Hockenheimring, Länge 4574 m

ADAC GT Masters Rennen 2



DMSB -Reg. Nr.:275/11
Deutscher Motor Sport Bund e.V.

Lap	Time	S1	S2	S3	Vmax	Lap	Time	S1	S2	S3	Vmax
5	1:41.901	22.126	47.110	32.665	262	23	1:46.100	22.737	48.778	34.585	258
6	1:41.808	21.956	47.094	32.758	262	24	1:47.030	23.034	48.191	35.805	260
7	1:41.934	22.065	47.086	32.783	263	25	1:46.736	23.341	49.195	34.200	257
8	1:42.034	22.058	47.118	32.858	262	26	1:45.280	22.832	48.161	34.287	259
9	1:42.237	22.002	47.409	32.826	263	27	1:45.255	22.717	48.037	34.501	258
10	1:43.299	22.149	48.153	32.997	263	28	1:44.860	22.724	47.958	34.178	261
11	1:43.035	22.116	47.858	33.061	263	29	1:44.679	22.669	48.045	33.965	260
12	1:42.987	22.184	47.740	33.063	260	30	1:44.992	22.538	47.921	34.533	262
13	1:42.473	22.108	47.223	33.142	262	31	1:46.404	22.987	48.979	34.438	266
14	1:44.009	22.142	48.303	33.564	262	32	1:45.620	22.973	48.295	34.352	261
15	1:43.984	22.206	48.546	33.232	262	33	1:47.550	24.282	49.114	34.154	260
16	1:43.189	22.193	47.505	33.491	262	34	1:46.054	23.082	48.608	34.364	265
17	1:43.275	22.350	47.441	33.484	261	35	1:46.602	23.210	48.519	34.873	260
18	1:43.437	22.424	47.446	33.567	262						

10 Sebastian Asch , Porsche 911 GT3 R / D

Theoretische Bestzeit: 1:41.76

Lap	Time	S1	S2	S3	Vmax	Lap	Time	S1	S2	S3	Vmax
1	2:02.085	30.319	57.334	34.432	262	19	1:45.387	22.476	48.772	34.139	259
2	1:45.421	22.532	49.078	33.811	262	20	1:45.332	22.703	48.953	33.676	262
3	1:42.794	22.280	47.728	32.786	262	21	1:45.200	22.971	48.156	34.073	261
4	1:42.016	22.093	47.210	32.713	262	22	1:44.956	22.767	48.046	34.143	264
5	1:42.096	21.873	47.467	32.756	262	23	1:45.033	22.799	48.160	34.074	262
6	1:42.734	22.014	47.757	32.963	263	24	1:44.452	22.592	47.824	34.036	263
7	1:43.330	22.223	47.657	33.450	264	25	1:44.235	22.575	47.838	33.822	264
8	1:42.552	22.164	47.178	33.210	264	26	1:45.321	22.740	48.401	34.180	262
9	1:42.484	22.159	47.335	32.990	264	27	1:45.094	23.212	48.197	33.685	262
10	1:42.765	22.093	47.438	33.234	263	28	1:43.973	22.449	48.043	33.481	263
11	1:43.385	22.233	47.935	33.217	265	29	1:44.136	22.586	47.913	33.637	262
12	1:42.806	22.172	47.472	33.162	262	30	1:44.756	22.811	48.179	33.766	263
13	1:43.500	22.522	47.760	33.218	264	31	1:46.425	23.208	48.530	34.687	264
14	1:42.915	22.351	47.397	33.167	264	32	1:45.090	23.093	48.230	33.767	263
15	1:46.613	22.285	49.611		265	33	1:46.078	23.393	48.042	34.643	262
16	2:53.692	1:32.215	48.045	33.432	259	34	1:44.969	23.293	47.817	33.859	262
17	1:42.722	22.122	47.515	33.085	262	35	1:45.350	22.828	48.171	34.351	261
18	1:43.800	22.411	47.906	33.483	264						

11 David Mengesdorf , Lamborghini Gallardo LP600+ / D

Theoretische Bestzeit: 1:42.11

Lap	Time	S1	S2	S3	Vmax	Lap	Time	S1	S2	S3	Vmax
1	1:58.394	32.207	52.433	33.754	260	19	1:44.381	22.336	47.982	34.063	258
2	1:45.633	22.532	49.896	33.205	257	20	1:43.665	22.417	47.885	33.363	254
3	1:43.032	22.290	47.791	32.951	257	21	1:45.456	22.568	48.271	34.617	257
4	1:42.948	22.389	47.504	33.055	258	22	1:44.770	23.313	47.869	33.588	258
5	1:42.831	22.401	47.534	32.896	257	23	1:44.785	22.988	48.421	33.376	255
6	1:42.958	22.505	47.548	32.905	262	24	1:46.854	22.990	50.141	33.723	258
7	1:42.495	22.187	47.601	32.707	263	25	1:43.647	22.855	47.647	33.145	256
8	1:42.393	22.150	47.388	32.855	257	26	1:43.515	22.618	47.667	33.230	258
9	1:42.529	22.249	47.258	33.022	258	27	1:43.364	22.451	47.635	33.278	258
10	1:42.984	22.423	47.523	33.038	258	28	1:43.894	22.569	48.021	33.304	264
11	1:43.044	22.543	47.474	33.027	258	29	1:43.477	22.564	47.610	33.303	258
12	1:42.890	22.452	47.395	33.043	258	30	1:44.401	22.578	47.656	34.167	260
13	1:43.317	22.676	47.612	33.029	258	31	1:44.346	22.770	47.999	33.577	257
14	1:43.609	22.546	47.739	33.324	259	32	1:43.969	22.576	47.819	33.574	258
15	1:45.049	22.454	47.830	34.765	261	33	1:44.875	22.751	48.044	34.080	255
16	1:43.636	22.566	47.706	33.364	257	34	1:44.820	22.862	48.180	33.778	257
17	1:44.618	22.682	47.763		257	35	1:45.021	22.937	48.246	33.838	256
18	2:51.046	1:30.354	47.716	32.976	253						

12 Tobias Neuser , Lamborghini Gallardo LP600+ / D

Theoretische Bestzeit: 1:42.00


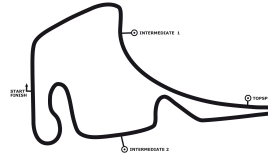
Lap	Time	S1	S2	S3	Vmax	Lap	Time	S1	S2	S3	Vmax
1	2:08.285	37.233	54.538	36.514	242	18	1:43.470	22.002	47.753	33.715	257
2	1:52.899	23.750	52.835	36.314	251	19	1:42.992	22.033	47.745	33.214	257
3	1:50.717	24.049	50.814	35.854	249	20	1:44.231	22.407	48.486	33.338	255
4	1:50.322	23.499	50.607	36.216	249	21	1:52.573	22.751	48.835		258
5	1:50.234	23.438	50.643	36.153	250	22	2:46.110	1:22.777	49.013	34.320	252
6	1:49.598	23.964	50.343	35.291	249	23	1:43.266	22.575	47.519	33.172	254

ADAC Masters Weekend, GP Weingarten, Hockenheimring

30.09. - 02.10.2011

Hockenheimring, Länge 4574 m

ADAC GT Masters Rennen 2



DMSB -Reg. Nr.:275/11
Deutscher Motor Sport Bund e.V.

Lap	Time	S1	S2	S3	Vmax	Lap	Time	S1	S2	S3	Vmax
7	1:48.590	23.351	49.980	35.259	250	24	1:42.731	22.132	47.485	33.114	254
8	1:48.772	23.514	49.987	35.271	250	25	1:42.533	22.027	47.473	33.033	255
9	1:48.480	23.443	49.858	35.179	248	26	1:42.640	22.121	47.393	33.126	256
10	1:48.760	23.768	49.776	35.216	250	27	1:43.970	22.359	47.690	33.921	258
11	1:47.633	23.108	49.644	34.881	249	28	1:42.949	22.126	47.608	33.215	256
12	1:47.637	23.257	49.462	34.918	249	29	1:43.100	22.285	47.592	33.223	255
13	1:56.034	25.141	51.921	38.972	246	30	1:43.746	22.908	47.598	33.240	256
14	2:06.139	24.697	54.784		248	31	1:43.609	22.213	48.117	33.279	257
15	2:55.246	1:33.896	48.342	33.008	252	32	1:43.061	22.262	47.493	33.306	255
16	1:42.157	21.991	47.380	32.786	255	33	1:43.293	22.809	47.412	33.072	255
17	1:42.632	22.330	47.573	32.729	258	34	1:44.542	22.263	47.286	34.993	257

13 Oliver Dutt , Porsche 911 GT3 R / D

Theoretische Bestzeit: 1:42.76

Lap	Time	S1	S2	S3	Vmax	Lap	Time	S1	S2	S3	Vmax
1	2:04.418	34.094	54.531	35.793	248	19	1:43.969	22.766	47.656	33.547	262
2	1:47.897	23.014	50.350	34.533	265	20	1:43.258	22.325	47.559	33.374	263
3	1:45.145	22.832	48.210	34.103	264	21	1:43.621	22.446	47.626	33.549	262
4	1:45.863	22.934	48.597	34.332	264	22	1:43.306	22.327	47.612	33.367	264
5	1:44.509	22.660	48.024	33.825	264	23	1:44.610	22.384	47.911	34.315	263
6	1:46.131	23.183	49.285	33.663	262	24	1:44.366	22.844	47.819	33.703	263
7	1:45.328	22.618	48.466	34.244	263	25	1:43.832	22.433	47.974	33.425	261
8	1:45.954	22.733	49.263	33.958	264	26	1:43.792	22.375	48.027	33.390	261
9	1:44.983	22.983	48.454	33.546	260	27	1:43.380	22.257	47.633	33.490	263
10	1:44.509	22.537	48.245	33.727	263	28	1:44.162	22.706	47.909	33.547	263
11	1:44.221	22.521	47.847	33.853	263	29	1:44.603	22.470	48.366	33.767	263
12	1:44.779	22.516	47.615	34.648	262	30	1:43.706	22.413	47.713	33.580	264
13	1:44.977	22.761	48.132	34.084	264	31	1:44.462	22.551	47.878	34.033	265
14	1:44.802	22.814	48.028	33.960	262	32	1:47.166	24.177	48.760	34.229	260
15	1:47.708	22.691	48.295		263	33	1:45.944	22.768	48.028		263
16	2:52.497	1:31.235	48.008	33.254	260	34	2:01.005	39.122	48.066	33.817	264
17	1:42.813	22.186	47.499	33.128	265	35	1:44.349	22.511	47.917	33.921	264
18	1:43.306	22.220	47.448	33.638	264						

15 Swen Dolenc , Porsche 911 GT3 R / D

Theoretische Bestzeit: 1:42.37

Lap	Time	S1	S2	S3	Vmax	Lap	Time	S1	S2	S3	Vmax
1	1:57.409	31.590	51.640	34.179	259	19	2:53.531	1:30.161	48.161	35.209	260
2	1:45.321	22.317	49.760	33.244	262	20	2:02.008	22.848	1:05.497	33.663	262
3	1:43.277	22.169	48.020	33.088	262	21	1:44.672	22.347	48.529	33.796	260
4	1:42.881	22.170	47.574	33.137	264	22	1:44.540	22.680	48.250	33.610	260
5	1:42.834	22.230	47.747	32.857	264	23	1:44.151	22.549	47.813	33.789	261
6	1:42.609	22.132	47.412	33.065	263	24	1:44.576	22.777	47.947	33.852	261
7	1:42.770	22.157	47.542	33.071	264	25	1:44.370	22.654	47.882	33.834	262
8	1:42.790	22.198	47.489	33.103	262	26	1:44.543	22.849	47.920	33.774	261
9	1:42.778	22.399	47.381	32.998	262	27	1:44.208	22.614	47.849	33.745	261
10	1:43.048	22.334	47.473	33.241	261	28	1:46.813	22.950	49.942	33.921	262
11	1:42.867	22.353	47.392	33.122	261	29	1:45.206	22.944	48.299	33.963	260
12	1:43.109	22.352	47.606	33.151	261	30	1:45.519	22.967	48.317	34.235	260
13	1:43.231	22.247	47.740	33.244	261	31	1:45.661	23.172	48.259	34.230	261
14	1:43.511	22.490	47.593	33.428	261	32	1:45.565	22.920	48.385	34.260	261
15	1:45.160	22.566	47.967	34.627	261	33	1:46.413	23.188	48.868	34.357	260
16	1:43.621	22.463	47.788	33.370	261	34	1:46.940	23.278	49.018	34.644	260
17	1:43.635	22.578	47.746	33.311	260	35	1:46.937	23.349	48.686	34.902	260
18	1:44.324	22.502	47.849		260						

16 Otto Klohs , Porsche 911 GT3 R / D

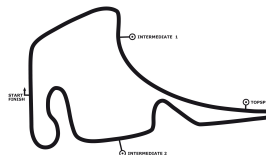
Theoretische Bestzeit: 1:42.89

Lap	Time	S1	S2	S3	Vmax	Lap	Time	S1	S2	S3	Vmax
1	2:05.270	35.893	53.530	35.847	238	19	1:46.839	22.690	49.291	34.858	255
2	1:47.761	23.275	50.510	33.976	249	20	1:46.310	22.975	49.076	34.259	258
3	1:44.983	22.601	48.894	33.488	260	21	1:47.302	22.929	49.977	34.396	258
4	1:45.592	22.561	49.662	33.369	258	22	1:45.607	22.942	48.671	33.994	258
5	1:45.540	22.836	49.385	33.319	262	23	1:45.897	22.861	48.764	34.272	257
6	1:45.250	22.221	49.360	33.669	260	24	1:44.888	22.809	48.176	33.903	259
7	1:45.351	22.469	48.447	34.435	262	25	1:45.541	22.757	48.354	34.430	259
8	1:45.096	22.484	48.488	34.124	262	26	1:45.517	22.795	48.720	34.002	258
9	1:43.926	23.090	47.638	33.198	260	27	1:45.590	22.747	48.959	33.884	259

30.09. - 02.10.2011

Hockenheimring, Länge 4574 m

ADAC GT Masters
Rennen 2



DMSB -Reg. Nr.:275/11
Deutscher Motor Sport Bund e.V.

Lap	Time	S1	S2	S3	Vmax	Lap	Time	S1	S2	S3	Vmax
10	1:43.177	22.192	47.550	33.435	258	28	1:46.028	22.828	49.033	34.167	258
11	1:43.488	22.314	47.735	33.439	258	29	1:45.217	22.976	48.446	33.795	259
12	1:43.364	22.407	47.504	33.453	258	30	1:45.719	22.947	48.624	34.148	258
13	1:43.441	22.394	47.528	33.519	258	31	1:46.380	23.774	48.501	34.105	258
14	1:44.499	22.646	48.169	33.684	259	32	1:46.881	23.136	48.984	34.761	259
15	1:44.594	22.955	48.048	33.591	259	33	1:47.060	23.900	48.776	34.384	257
16	1:45.598	22.495	47.977		257	34	1:45.643	23.011	48.619	34.013	259
17	2:56.479	1:31.598	50.432	34.449	257	35	1:46.772	23.044	48.543	35.185	258
18	1:46.213	22.719	49.365	34.129	257						

17 Michael Golz , Lamborghini Gallardo GT3 / D

Theoretische Bestzeit: 1:44.38

Lap	Time	S1	S2	S3	Vmax	Lap	Time	S1	S2	S3	Vmax
1	2:03.335	35.307	52.880	35.148	249	18	1:47.712	23.307	49.818	34.587	250
2	1:46.942	22.520	50.305	34.117	253	19	1:48.259	22.970	48.922		251
3	1:45.241	22.347	49.166	33.728	254	20	3:00.623	1:32.523	51.093	37.007	246
4	1:44.880	22.376	48.920	33.584	254	21	1:53.171	24.006	51.025	38.140	246
5	1:46.748	22.869	49.614	34.265	254	22	1:52.647	24.063	51.265	37.319	244
6	1:46.254	23.259	49.093	33.902	253	23	1:53.761	26.056	51.164	36.541	247
7	1:45.468	22.582	48.689	34.197	252	24	1:53.731	24.586	52.041	37.104	249
8	1:45.690	22.653	48.860	34.177	254	25	1:53.443	24.410	50.962	38.071	250
9	1:47.021	23.110	49.624	34.287	253	26	1:52.982	26.193	50.040	36.749	251
10	1:46.648	22.515	49.644	34.489	251	27	1:53.172	24.003	52.078	37.091	253
11	1:45.419	22.760	48.458	34.201	254	28	1:52.080	24.807	51.346	35.927	248
12	1:46.494	23.093	49.036	34.365	250	29	1:51.612	24.076	50.692	36.844	249
13	1:46.092	22.820	48.811	34.461	251	30	1:52.177	24.478	50.316	37.383	251
14	1:46.273	22.831	49.009	34.433	252	31	1:53.493	23.967	52.531	36.995	251
15	1:47.432	23.106	49.715	34.611	252	32	1:51.921	25.885	50.250	35.786	250
16	1:47.700	23.499	49.514	34.687	250	33	1:49.754	24.096	49.861	35.797	250
17	1:46.567	23.265	48.783	34.519	249	34	1:50.902	23.999	50.608	36.295	248

18 Toni Seiler , Corvette Z06.R GT3 / CH

Theoretische Bestzeit: 1:41.36

Lap	Time	S1	S2	S3	Vmax	Lap	Time	S1	S2	S3	Vmax
1	1:49.002	27.566	48.632	32.804	254	6	5:16.889	3:56.481	47.863	32.545	257
2	1:43.202	22.097	48.275	32.830	258	7	1:41.645	21.942	47.010	32.693	260
3	1:42.792	22.072	47.814	32.906	258	8	1:41.570	21.836	46.980	32.754	260
4	1:42.086	22.040	47.473	32.573	258	9	1:51.962	22.021	48.016		260
5	1:43.786	21.884	47.727		259						

19 Alfredo Saligari , Corvette Z06.R GT3 / CH

Theoretische Bestzeit: 1:44.81

Lap	Time	S1	S2	S3	Vmax	Lap	Time	S1	S2	S3	Vmax
1	2:04.863	35.761	53.098	36.004	257	12	1:46.734	22.956	49.208	34.570	252
2	1:50.845	23.974	52.032	34.839	254	13	1:46.450	22.717	49.201	34.532	252
3	1:47.316	23.177	49.866	34.273	254	14	1:46.286	22.854	49.091	34.341	252
4	1:46.375	22.650	49.461	34.264	254	15	1:47.347	22.702	49.034		252
5	1:45.853	22.848	49.204	33.801	253	16	2:57.710	1:31.101	51.041	35.568	250
6	1:45.048	22.526	48.486	34.036	253	17	1:51.092	23.524	50.760	36.808	252
7	1:45.592	22.645	48.651	34.296	253	18	1:48.091	23.496	49.911	34.684	252
8	1:46.481	22.715	49.167	34.599	253	19	1:48.579	23.603	49.718	35.258	251
9	1:45.350	22.760	48.670	33.920	255	20	1:49.337	24.224	50.107	35.006	252
10	1:45.544	22.773	48.549	34.222	254	21	1:50.489	24.318	50.870	35.301	252
11	1:46.008	22.915	48.861	34.232	253						

20 Kenneth Heyer , Mercedes-Benz SLS AMG GT3 / D

Theoretische Bestzeit: 1:42.26

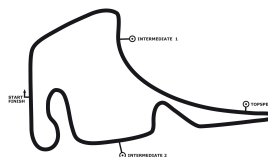
Lap	Time	S1	S2	S3	Vmax	Lap	Time	S1	S2	S3	Vmax
1	1:56.858	31.310	51.695	33.853	260	16	1:43.259	22.279	47.681	33.299	257
2	1:45.121	22.360	49.313	33.448	257	17	1:43.509	22.262	47.896	33.351	256
3	1:43.548	22.343	48.105	33.100	257	18	1:43.684	22.437	47.984	33.263	257
4	1:42.700	22.148	47.722	32.830	257	19	1:44.398	22.304	47.729		256
5	1:42.838	22.137	47.918	32.783	257	20	2:55.158	1:32.663	48.459	34.036	255
6	1:42.788	22.070	47.835	32.883	257	21	1:46.030	22.911	48.849	34.270	257
7	1:42.653	22.127	47.666	32.860	255	22	1:45.238	22.740	48.799	33.699	257
8	1:42.407	22.114	47.443	32.850	257	23	1:47.017	23.323	49.808	33.886	251
9	1:42.561	22.074	47.505	32.982	257	24	1:46.035	22.817	48.676	34.542	257
10	1:42.764	22.039	47.712	33.013	257	25	1:46.837	23.185	49.577	34.075	254

30.09. - 02.10.2011

Hockenheimring, Länge 4574 m

ADAC GT Masters

Rennen 2

DMSB -Reg. Nr.:275/11
Deutscher Motor Sport Bund e.V.

Lap	Time	S1	S2	S3	Vmax	Lap	Time	S1	S2	S3	Vmax
11	1:42.685	22.093	47.498	33.094	256	26	1:45.978	22.536	48.663	34.779	258
12	1:43.000	22.138	47.764	33.098	255	27	1:44.725	22.827	48.086	33.812	257
13	1:42.900	22.106	47.642	33.152	256	28	1:45.674	22.676	49.136	33.862	255
14	1:43.161	22.210	47.746	33.205	257	29	1:49.041	22.549	48.310		258
15	1:44.167	22.280	48.490	33.397	257						

21 Oliver Mayer , Mercedes-Benz SLS AMG GT3 / D

Theoretische Bestzeit: 1:42.39

Lap	Time	S1	S2	S3	Vmax	Lap	Time	S1	S2	S3	Vmax
1	2:10.461	30.479	1:06.180	33.802	248	19	2:55.742	1:31.294	49.438	35.010	253
2	1:46.525	22.400	50.999	33.126	254	20	1:47.744	23.483	49.659	34.602	254
3	1:44.730	22.651	49.199	32.880	257	21	1:48.022	23.168	49.173		254
4	1:42.945	22.183	48.128	32.634	257	22	2:05.680	42.480	48.806	34.394	254
5	1:43.534	22.170	48.480	32.884	260	23	1:45.401	22.904	48.313	34.184	255
6	1:43.110	22.547	47.901	32.662	258	24	1:46.015	23.242	48.599	34.174	255
7	1:42.696	22.146	47.612	32.938	257	25	1:45.870	22.964	48.732	34.174	255
8	1:42.966	22.308	47.852	32.806	257	26	1:45.555	22.837	48.362	34.356	255
9	1:42.998	22.416	47.676	32.906	255	27	1:45.610	22.963	48.330	34.317	255
10	1:42.689	22.215	47.632	32.842	258	28	1:46.090	22.835	48.604	34.651	255
11	1:42.872	22.280	47.744	32.848	258	29	1:46.907	23.176	48.873	34.858	255
12	1:43.218	22.208	47.890	33.120	257	30	1:46.769	22.989	48.815	34.965	255
13	1:43.579	22.547	47.864	33.168	256	31	1:47.575	23.797	49.000	34.778	254
14	1:44.003	22.474	48.045	33.484	257	32	1:49.990	23.121	50.460	36.409	254
15	1:43.451	22.462	47.789	33.200	257	33	1:52.803	24.574	49.978	38.251	249
16	1:43.675	22.354	48.097	33.224	257	34	1:49.843	23.944	49.114	36.785	254
17	1:44.109	22.615	48.113	33.381	255	35	1:49.337	24.777	49.390	35.170	252
18	1:45.304	22.502	48.049		257						

22 Florian Stoll , Mercedes-Benz SLS AMG GT3 / D

Theoretische Bestzeit: 1:42.34

Lap	Time	S1	S2	S3	Vmax	Lap	Time	S1	S2	S3	Vmax
1	1:59.979	33.473	52.613	33.893	248	19	1:44.062	22.424	48.074	33.564	258
2	1:44.570	22.171	49.308	33.091	258	20	1:45.190	22.682	48.708	33.800	260
3	1:43.191	22.657	47.549	32.985	260	21	1:45.042	23.080	48.310	33.652	262
4	1:43.222	22.281	47.915	33.026	264	22	1:45.011	23.127	48.256	33.628	261
5	1:42.705	22.110	47.789	32.806	263	23	1:45.140	23.123	48.386	33.631	261
6	1:43.123	22.214	47.988	32.921	263	24	1:44.353	22.576	48.135	33.642	260
7	1:43.355	22.208	47.701	33.446	260	25	1:44.266	22.687	47.898	33.681	261
8	1:43.069	22.156	48.181	32.732	261	26	1:45.378	22.824	48.521	34.033	260
9	1:42.809	22.170	47.556	33.083	264	27	1:46.046	23.314	48.516	34.216	259
10	1:42.540	22.060	47.612	32.868	261	28	1:45.503	23.546	48.156	33.801	261
11	1:43.422	22.245	47.931	33.246	264	29	1:44.401	22.768	48.067	33.566	260
12	1:43.078	22.319	47.569	33.190	260	30	1:45.180	22.796	48.510	33.874	260
13	1:43.148	22.293	47.614	33.241	262	31	1:45.292	22.945	48.703	33.644	261
14	1:43.271	22.317	47.616	33.338	262	32	2:23.916	22.867	1:26.984	34.065	259
15	1:44.689	22.321	47.783		262	33	1:45.412	22.853	48.803	33.756	254
16	2:56.051	1:34.607	48.316	33.128	258	34	1:45.731	23.067	48.369	34.295	257
17	1:43.656	22.640	47.705	33.311	258	35	1:46.274	23.566	48.615	34.093	254
18	1:43.680	22.541	47.875	33.264	258						

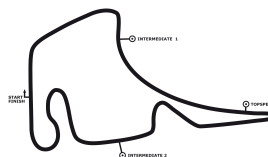
24 Marc A. Hayek , Lamborghini Gallardo LP600+ / CH

Theoretische Bestzeit: 1:41.42

Lap	Time	S1	S2	S3	Vmax	Lap	Time	S1	S2	S3	Vmax
1	1:49.694	27.790	49.039	32.865	253	19	1:43.456	22.285	47.832	33.339	256
2	1:43.357	22.219	48.089	33.049	253	20	1:45.011	22.495	47.888		256
3	1:42.825	22.173	47.844	32.808	255	21	2:55.446	1:32.498	48.735	34.213	254
4	1:41.961	22.045	47.298	32.618	255	22	1:46.164	23.066	48.736	34.362	255
5	1:42.315	21.961	47.401	32.953	256	23	1:46.078	23.402	48.355	34.321	255
6	1:41.600	21.968	47.154	32.478	256	24	1:46.330	23.203	48.643	34.484	254
7	1:41.574	21.794	47.274	32.506	255	25	1:46.551	23.434	48.838	34.279	255
8	1:41.813	21.862	47.257	32.694	255	26	1:49.476	23.557	51.216	34.703	250
9	1:42.237	22.063	47.356	32.818	257	27	1:46.504	23.250	48.706	34.548	256
10	1:41.843	21.951	47.212	32.680	257	28	1:47.729	23.353	48.958	35.418	256
11	1:41.909	21.976	47.287	32.646	257	29	1:47.054	23.518	49.125	34.411	255
12	1:42.207	22.039	47.279	32.889	257	30	1:47.835	23.105	48.905	35.825	256
13	1:42.244	21.937	47.305	33.002	257	31	1:46.216	23.142	48.456	34.618	257
14	1:42.682	22.104	47.679	32.899	255	32	1:48.598	24.168	50.082	34.348	257
15	1:42.292	22.027	47.231	33.034	257	33	1:47.100	23.193	49.326	34.581	256

30.09. - 02.10.2011

Hockenheimring, Länge 4574 m

ADAC GT Masters
Rennen 2DMSB -Reg. Nr.:275/11
Deutscher Motor Sport Bund e.V.

Lap	Time	S1	S2	S3	Vmax	Lap	Time	S1	S2	S3	Vmax
16	1:42.454	22.175	47.266	33.013	256	34	1:47.860	23.048	49.332	35.480	257
17	1:42.652	22.152	47.355	33.145	257	35	1:47.109	23.466	48.949	34.694	256
18	1:43.120	22.215	47.581	33.324	258						

26 Ronald van de Laar , Mercedes-Benz SLS AMG GT3 / NL

Theoretische Bestzeit: 1:43.66

Lap	Time	S1	S2	S3	Vmax	Lap	Time	S1	S2	S3	Vmax
1	2:01.665	33.135	54.179	34.351	248	19	1:45.863	22.727	48.805	34.331	254
2	1:47.587	22.781	50.919	33.887	254	20	1:46.644	22.859	48.911	34.874	252
3	1:44.446	22.598	48.700	33.148	254	21	1:46.109	22.693	48.932	34.484	252
4	1:44.118	22.243	48.570	33.305	254	22	1:46.303	22.719	48.841	34.743	252
5	1:44.779	22.712	48.794	33.273	253	23	1:46.834	23.182	49.211	34.441	252
6	1:44.318	22.598	48.340	33.380	251	24	1:46.641	22.773	49.070	34.798	252
7	1:46.587	22.836	50.185	33.566	249	25	1:47.176	22.786	49.453	34.937	251
8	1:44.533	22.525	48.788	33.220	252	26	1:46.335	23.019	48.765	34.551	252
9	1:44.693	22.391	48.571	33.731	253	27	1:47.242	22.779	49.943	34.520	250
10	1:45.366	22.530	49.634	33.202	251	28	1:46.977	22.917	49.259	34.801	252
11	1:44.472	22.715	48.485	33.272	251	29	1:46.532	22.915	49.110	34.507	251
12	1:44.576	22.671	48.388	33.517	251	30	1:48.137	23.057	50.152	34.928	251
13	1:44.222	22.429	48.272	33.521	252	31	1:48.279	23.228	50.487	34.564	252
14	1:45.027	22.638	48.555	33.834	251	32	1:46.572	23.086	48.834	34.652	253
15	1:45.859	22.988	49.092	33.779	251	33	1:46.751	23.072	48.873	34.806	252
16	1:45.438	22.916	48.800	33.722	250	34	1:48.485	22.972	49.198	36.315	254
17	1:48.910	22.699	48.926		252	35	1:49.263	24.294	50.095	34.874	248
18	3:01.252	1:35.782	50.211	35.259	248						

27 Sven Hannawald , Corvette Z06.R GT3 / D

Theoretische Bestzeit: 1:41.66

Lap	Time	S1	S2	S3	Vmax	Lap	Time	S1	S2	S3	Vmax
1	1:51.976	28.233	50.317	33.426	256	19	1:42.765	22.303	47.416	33.046	259
2	1:44.220	22.499	48.472	33.249	259	20	1:43.522	22.522	47.385		258
3	1:42.316	22.100	47.453	32.763	259	21	2:56.869	1:32.538	49.192	35.139	257
4	1:42.040	21.959	47.294	32.787	263	22	1:45.485	22.765	48.647	34.073	259
5	1:42.533	21.966	47.627	32.940	260	23	1:46.920	22.997	49.017	34.906	256
6	1:41.856	22.025	47.238	32.593	259	24	1:46.599	22.867	48.969	34.763	260
7	1:41.944	21.943	47.258	32.743	263	25	1:46.950	23.443	48.891	34.616	256
8	1:42.113	22.026	47.343	32.744	260	26	1:47.789	23.102	49.397	35.290	258
9	1:41.811	22.094	47.130	32.587	263	27	1:46.735	23.480	48.813	34.442	259
10	1:42.233	22.022	47.387	32.824	262	28	1:48.229	23.810	49.749	34.670	255
11	1:42.611	22.270	47.552	32.789	257	29	1:47.486	23.038	49.111	35.337	257
12	1:42.928	22.342	47.812	32.774	260	30	1:46.507	23.037	48.940	34.530	258
13	1:42.887	22.202	47.585	33.100	259	31	1:46.560	22.909	49.188	34.463	255
14	1:44.401	22.297	47.947	34.157	258	32	1:45.551	22.703	48.384	34.464	258
15	1:42.495	22.213	47.363	32.919	259	33	1:46.616	23.044	48.724	34.848	260
16	1:43.309	22.134	47.434	33.741	259	34	1:50.804	24.155	51.279	35.370	262
17	1:43.777	22.565	47.566	33.646	260	35	1:47.299	23.204	49.267	34.828	258
18	1:43.065	22.436	47.665	32.964	258						

28 Diego Alessi , Corvette Z06.R GT3 / I

Theoretische Bestzeit: 1:41.13

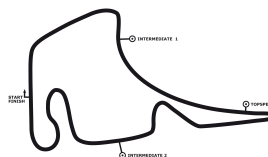
Lap	Time	S1	S2	S3	Vmax	Lap	Time	S1	S2	S3	Vmax
1	1:52.904	29.102	49.872	33.930	256	19	1:43.202	22.346	47.634	33.222	258
2	2:04.492	22.192	1:09.538	32.762	262	20	1:43.914	21.879	48.652	33.383	259
3	1:41.876	22.078	47.344	32.454	259	21	1:43.868	22.525	48.210	33.133	259
4	1:43.183	21.912	48.545	32.726	262	22	1:44.331	22.631	48.155	33.545	263
5	1:42.347	21.838	48.105	32.404	261	23	1:45.146	22.584	49.052	33.510	259
6	1:42.445	21.848	47.984	32.613	265	24	1:44.037	22.547	47.649	33.841	262
7	1:43.035	22.746	47.717	32.572	255	25	1:43.548	22.649	47.715	33.184	259
8	1:41.524	21.912	47.170	32.442	258	26	1:43.464	22.565	47.465	33.434	260
9	1:41.433	21.861	47.051	32.521	259	27	1:43.949	22.548	47.783	33.618	260
10	1:41.468	21.823	47.098	32.547	259	28	1:44.064	22.984	47.825	33.255	258
11	1:41.775	22.112	47.056	32.607	259	29	1:43.953	22.525	47.974	33.454	259
12	1:41.811	21.933	47.239	32.639	259	30	1:44.370	22.449	47.907	34.014	259
13	1:41.746	22.017	47.197	32.532	262	31	1:44.086	22.666	48.051	33.369	258
14	1:42.416	22.169	47.238	33.009	266	32	1:43.824	22.708	47.691	33.425	259
15	1:44.415	22.145	47.441		269	33	1:44.275	22.669	47.975	33.631	258
16	2:52.827	1:32.344	47.601	32.882	260	34	1:44.534	22.870	47.874	33.790	258
17	1:43.288	21.683	47.811	33.794	257	35	1:45.465	23.385	48.198	33.882	258

30.09. - 02.10.2011

Hockenheimring, Länge 4574 m

ADAC GT Masters

Rennen 2

DMSB -Reg. Nr.:275/11
Deutscher Motor Sport Bund e.V.

Lap	Time	S1	S2	S3	Vmax	Lap	Time	S1	S2	S3	Vmax
18	1:44.019	22.575	47.813	33.631	262						

30 Stefan Wendt , Porsche 911 GT3 R / D

Theoretische Bestzeit: 1:41.57

Lap	Time	S1	S2	S3	Vmax	Lap	Time	S1	S2	S3	Vmax
1	1:51.134	28.391	49.455	33.288	260	19	1:45.454	22.749	48.420	34.285	263
2	1:43.742	22.463	48.404	32.875	264	20	1:44.359	22.663	47.921	33.775	264
3	1:42.377	21.897	47.679	32.801	257	21	1:45.212	23.386	48.222	33.604	263
4	1:42.262	22.060	47.419	32.783	264	22	1:45.767	22.842	48.568	34.357	262
5	1:41.805	21.986	47.160	32.659	265	23	1:46.466	23.806	48.667	33.993	261
6	1:42.067	22.043	47.087	32.937	263	24	1:45.769	23.262	48.334	34.173	264
7	1:41.816	21.956	47.014	32.846	264	25	1:45.059	22.734	48.151	34.174	264
8	1:42.213	22.103	47.083	33.027	264	26	1:44.650	22.718	47.907	34.025	265
9	1:42.418	22.134	47.306	32.978	264	27	1:45.586	22.622	48.028	34.936	264
10	1:42.528	22.147	47.076	33.305	264	28	1:47.541	23.081	49.973	34.487	265
11	1:42.724	22.240	47.368	33.116	264	29	1:45.449	23.136	48.199	34.114	265
12	1:42.831	22.399	47.349	33.083	262	30	1:45.257	22.684	48.012	34.561	264
13	1:42.498	22.037	47.238	33.223	262	31	1:45.346	23.013	48.261	34.072	265
14	1:43.203	22.230	47.529	33.444	263	32	1:45.293	22.836	48.274	34.183	265
15	1:42.828	22.209	47.206	33.413	264	33	1:45.088	22.920	47.988	34.180	266
16	1:44.941	22.462	48.618	33.861	262	34	1:45.734	22.948	48.244	34.542	264
17	1:44.443	22.354	47.587		263	35	1:47.942	23.786	49.222	34.934	264
18	2:58.932	1:36.733	48.466	33.733	262						

31 Carsten Tilke , Mercedes-Benz SLS AMG GT3 / D

Theoretische Bestzeit: 1:42.28

Lap	Time	S1	S2	S3	Vmax	Lap	Time	S1	S2	S3	Vmax
1	2:28.862	30.878	1:23.808	34.176	259	19	1:44.299	22.283	47.979		255
2	1:45.013	22.650	49.195	33.168	257	20	2:54.605	1:31.945	48.576	34.084	255
3	1:42.859	22.144	47.878	32.837	255	21	1:45.589	23.183	48.319	34.087	255
4	1:43.277	22.154	47.779	33.344	256	22	1:44.813	23.019	48.127	33.667	255
5	1:43.218	22.154	48.169	32.895	255	23	1:45.724	22.771	48.673	34.280	256
6	1:42.465	22.008	47.435	33.022	255	24	1:46.142	23.066	48.772	34.304	255
7	1:42.849	22.266	47.457	33.126	256	25	1:45.311	22.652	48.677	33.982	255
8	1:42.945	22.148	47.794	33.003	256	26	1:45.000	22.917	48.294	33.789	255
9	1:42.672	22.115	47.567	32.990	257	27	1:44.924	22.663	48.085	34.176	257
10	1:43.188	22.414	47.649	33.125	257	28	1:45.493	22.886	48.577	34.030	255
11	1:42.613	22.111	47.482	33.020	257	29	1:46.939	24.152	48.827	33.960	252
12	1:43.348	22.271	47.546	33.531	259	30	1:45.507	22.890	48.219	34.398	256
13	1:42.942	22.219	47.748	32.975	255	31	1:46.519	23.600	48.474	34.445	256
14	1:43.341	22.175	47.804	33.362	257	32	1:46.232	22.920	49.071	34.241	256
15	1:43.246	22.149	47.775	33.322	258	33	1:45.593	22.919	48.552	34.122	255
16	1:43.431	22.621	47.466	33.344	258	34	1:45.584	22.988	48.388	34.208	256
17	1:43.048	22.258	47.661	33.129	257	35	1:46.005	22.985	48.562	34.458	255
18	1:43.787	22.286	48.107	33.394	257						

32 Dominik Baumann , Mercedes-Benz SLS AMG GT3 / A

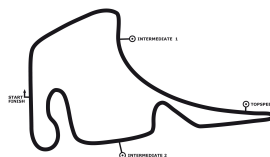
Theoretische Bestzeit: 1:42.12

Lap	Time	S1	S2	S3	Vmax	Lap	Time	S1	S2	S3	Vmax
1	2:01.132	32.635	53.923	34.574	252	19	1:48.336	22.279	52.602	33.455	260
2	1:46.110	22.744	49.324	34.042	259	20	1:45.152	22.729	48.612	33.811	260
3	1:44.090	22.839	48.075	33.176	258	21	1:45.150	22.943	48.992	33.215	264
4	1:42.439	22.150	47.362	32.927	260	22	1:44.928	22.871	48.289	33.768	264
5	1:42.240	22.105	47.284	32.851	260	23	1:45.261	22.962	48.577	33.722	262
6	1:42.728	22.192	47.757	32.779	259	24	1:44.358	22.700	48.154	33.504	262
7	1:42.752	22.148	47.428	33.176	260	25	1:44.148	22.679	47.947	33.522	262
8	1:42.633	22.319	47.320	32.994	260	26	1:45.169	22.893	48.416	33.860	264
9	1:42.742	22.357	47.593	32.792	259	27	1:46.124	23.750	48.342	34.032	262
10	1:42.492	22.187	47.447	32.858	261	28	1:45.531	22.991	48.735	33.805	261
11	1:43.131	22.265	47.572	33.294	261	29	1:44.320	22.979	47.878	33.463	264
12	1:43.102	22.347	47.750	33.005	262	30	1:45.248	22.904	48.346	33.998	264
13	1:43.247	22.317	47.569	33.361	262	31	1:45.321	22.914	48.793	33.614	262
14	1:43.283	22.383	47.673	33.227	260	32	1:45.647	22.963	49.272	33.412	262
15	1:44.841	22.323	48.567	33.951	264	33	1:45.307	22.821	48.245	34.241	262
16	1:42.886	22.065	47.879	32.942	260	34	1:46.579	23.088	49.308	34.183	263
17	1:43.887	22.179	47.703		260	35	1:45.616	22.940	48.591	34.085	264
18	2:51.936	1:31.007	47.921	33.008	258						

30.09. - 02.10.2011

Hockenheimring, Länge 4574 m

**ADAC GT Masters
Rennen 2**



DMSB -Reg. Nr.:275/11
Deutscher Motor Sport Bund e.V.

33 Christiaan Frankenhouet , Mercedes-Benz SLS AMG GT3 / NL Theoretische Bestzeit: 1:42.32

Lap	Time	S1	S2	S3	Vmax	Lap	Time	S1	S2	S3	Vmax
1	1:57.968	31.967	52.042	33.959	260	19	1:45.752	22.931	48.913	33.908	257
2	1:45.415	22.341	49.929	33.145	260	20	1:45.337	22.500	49.026	33.811	258
3	1:43.205	22.044	47.816	33.345	260	21	1:45.166	22.805	48.211	34.150	259
4	1:43.043	22.171	47.681	33.191	260	22	1:45.365	22.486	48.200	34.679	258
5	1:43.042	22.009	47.807	33.226	262	23	1:44.789	22.597	48.158	34.034	258
6	1:42.783	22.385	47.269	33.129	260	24	1:44.537	22.497	48.020	34.020	260
7	1:43.928	22.223	48.579	33.126	260	25	1:44.225	22.394	48.026	33.805	260
8	1:42.559	22.156	47.331	33.072	260	26	1:45.546	22.382	48.731	34.433	261
9	1:42.506	22.187	47.249	33.070	260	27	1:46.182	23.176	48.876	34.130	258
10	1:43.142	22.334	47.442	33.366	260	28	1:44.759	22.550	48.207	34.002	261
11	1:43.102	22.341	47.492	33.269	260	29	1:45.163	22.442	48.066	34.655	262
12	1:43.255	22.335	47.533	33.387	260	30	1:44.715	22.543	48.119	34.053	259
13	1:42.968	22.180	47.587	33.201	261	31	1:44.549	22.560	47.986	34.003	259
14	1:43.090	22.134	47.517	33.439	260	32	1:45.358	22.818	48.391	34.149	261
15	1:44.672	22.458	47.651	34.563	261	33	1:47.079	23.183	49.583	34.313	257
16	1:44.577	22.521	47.759		260	34	1:46.704	23.012	49.320	34.372	263
17	2:53.486	1:31.004	48.491	33.991	256	35	1:45.571	22.712	48.616	34.243	260
18	1:44.022	22.506	47.933	33.583	258						

34 Lance David Arnold , Mercedes-Benz SLS AMG GT3 / D Theoretische Bestzeit: 1:42.26

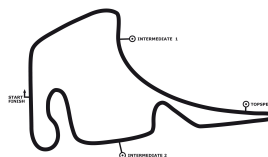
Lap	Time	S1	S2	S3	Vmax	Lap	Time	S1	S2	S3	Vmax
1	1:59.111	31.701	53.662	33.748	254	19	1:45.572	22.517	48.966	34.089	255
2	1:45.325	22.217	49.917	33.191	260	20	1:45.277	22.623	48.850	33.804	258
3	1:43.061	22.174	47.928	32.959	260	21	1:45.182	22.752	48.228	34.202	260
4	1:43.093	22.317	47.893	32.883	262	22	1:44.041	22.620	47.960	33.461	258
5	1:42.780	22.259	47.619	32.902	260	23	1:43.573	22.430	48.036	33.107	257
6	1:43.144	22.314	47.947	32.883	261	24	1:43.913	22.529	47.923	33.461	258
7	1:43.387	21.975	47.955	33.457	260	25	1:45.964	22.904	48.464	34.596	254
8	1:42.506	21.971	47.653	32.882	261	26	1:45.281	22.645	48.650	33.986	260
9	1:42.487	22.129	47.618	32.740	260	27	1:43.556	22.375	47.680	33.501	257
10	1:42.982	22.156	47.550	33.276	261	28	1:43.269	22.392	47.611	33.266	257
11	1:43.074	22.452	47.787	32.835	260	29	1:43.633	22.455	47.886	33.292	257
12	1:43.346	22.386	47.599	33.361	260	30	1:44.092	22.514	48.008	33.570	258
13	1:43.093	22.392	47.599	33.102	259	31	1:43.410	22.461	47.685	33.264	257
14	1:43.003	22.015	47.876	33.112	259	32	1:44.561	22.893	48.318	33.350	258
15	1:45.042	22.531	48.310		259	33	1:43.701	22.514	47.805	33.382	257
16	2:54.994	1:33.477	48.466	33.051	255	34	1:44.172	22.615	47.792	33.765	256
17	1:42.845	22.318	47.609	32.918	257	35	1:43.917	22.807	47.770	33.340	258
18	1:44.039	22.648	47.962	33.429	258						

35 Mario Farnbacher , Ferrari 458 GT3 / D Theoretische Bestzeit: 1:41.95

Lap	Time	S1	S2	S3	Vmax	Lap	Time	S1	S2	S3	Vmax
1	1:53.842	28.782	51.898	33.162	248	19	1:44.507	22.212	47.505		257
2	1:44.365	22.546	49.130	32.689	258	20	2:52.219	1:30.739	47.966	33.514	254
3	1:42.284	21.991	47.614	32.679	257	21	1:44.644	22.570	48.040	34.034	255
4	1:42.630	21.990	48.021	32.619	261	22	1:43.734	22.413	47.837	33.484	255
5	1:42.371	22.163	47.641	32.567	258	23	1:43.978	22.425	48.260	33.293	257
6	1:42.339	22.114	47.606	32.619	256	24	1:44.194	22.400	47.950	33.844	257
7	1:42.233	22.059	47.495	32.679	258	25	1:45.163	22.703	48.436	34.024	257
8	1:42.586	22.061	47.671	32.854	256	26	1:44.355	22.837	48.103	33.415	254
9	1:42.321	22.119	47.396	32.806	257	27	1:43.462	22.474	47.814	33.174	255
10	1:42.502	22.228	47.638	32.636	257	28	1:43.392	22.448	47.619	33.325	256
11	1:42.474	22.013	47.730	32.731	256	29	1:43.924	22.492	47.966	33.466	255
12	1:42.491	22.214	47.517	32.760	257	30	1:44.305	22.553	48.060	33.692	255
13	1:42.740	22.084	47.678	32.978	257	31	1:44.053	22.542	47.886	33.625	255
14	1:42.668	22.098	47.556	33.014	258	32	1:44.147	22.465	48.032	33.650	255
15	1:42.970	22.372	47.662	32.936	258	33	1:44.195	22.606	47.903	33.686	255
16	1:42.656	22.179	47.513	32.964	258	34	1:44.818	22.562	48.308	33.948	255
17	1:43.163	22.074	47.924	33.165	259	35	1:45.480	22.666	48.319	34.495	256
18	1:42.932	22.205	47.644	33.083	256						

30.09. - 02.10.2011

Hockenheimring, Länge 4574 m

ADAC GT Masters
Rennen 2DMSB -Reg. Nr.:275/11
Deutscher Motor Sport Bund e.V.

36 Maximilian Mayer , Mercedes-Benz SLS AMG GT3 / D

Theoretische Bestzeit: 1:41.68

Lap	Time	S1	S2	S3	Vmax	Lap	Time	S1	S2	S3	Vmax
1	1:51.395	28.661	49.392	33.342	255	19	1:43.888	22.238	47.545		257
2	1:44.051	22.433	48.505	33.113	258	20	2:54.533	1:31.817	49.173	33.543	255
3	1:42.181	22.122	47.527	32.532	259	21	1:45.168	22.736	48.748	33.684	254
4	1:42.288	22.011	47.457	32.820	259	22	1:44.673	22.607	48.508	33.558	255
5	1:41.989	22.016	47.349	32.624	259	23	1:44.429	22.651	48.161	33.617	255
6	1:41.735	21.973	47.271	32.491	258	24	1:44.913	22.710	48.219	33.984	257
7	1:42.182	22.260	47.254	32.668	258	25	1:46.103	22.833	49.131	34.139	254
8	1:41.937	22.034	47.220	32.683	258	26	1:45.413	23.039	48.686	33.688	255
9	1:42.349	22.226	47.358	32.765	259	27	1:44.148	22.653	47.924	33.571	258
10	1:42.467	22.280	47.385	32.802	259	28	1:44.622	22.722	48.158	33.742	257
11	1:42.769	22.267	47.569	32.933	258	29	1:44.328	22.578	48.199	33.551	257
12	1:42.807	22.326	47.470	33.011	260	30	1:44.200	22.600	48.167	33.433	257
13	1:42.671	22.221	47.404	33.046	257	31	1:44.760	22.965	48.289	33.506	257
14	1:43.098	22.352	47.586	33.160	257	32	1:44.362	22.847	47.892	33.623	258
15	1:42.709	22.189	47.489	33.031	258	33	1:44.458	22.719	48.131	33.608	257
16	1:43.299	22.447	47.961	32.891	257	34	1:44.493	22.685	48.044	33.764	257
17	1:42.287	22.068	47.446	32.773	256	35	1:45.422	22.890	48.294	34.238	257
18	1:42.675	22.162	47.559	32.954	257						

37 Michael Christensen , Dodge Viper Competition Coupé / DK

Theoretische Bestzeit: 2:04.41

Lap	Time	S1	S2	S3	Vmax	Lap	Time	S1	S2	S3	Vmax
1	2:27.999	29.895	1:20.188	37.916	259	2	2:11.074	22.995	1:03.502		212

39 Ardi van der Hoek , Audi R8 LMS / NL

Theoretische Bestzeit: 1:42.15

Lap	Time	S1	S2	S3	Vmax	Lap	Time	S1	S2	S3	Vmax
1	1:59.746	32.667	52.686	34.393	250	19	1:44.298	22.747	47.943	33.608	253
2	1:47.180	22.675	50.096	34.409	256	20	1:44.767	22.945	48.263	33.559	255
3	1:44.836	22.520	49.086	33.230	255	21	1:45.210	22.905	48.409	33.896	255
4	1:42.679	22.165	47.714	32.800	257	22	1:44.453	22.839	48.162	33.452	257
5	1:42.332	22.032	47.567	32.733	258	23	1:44.368	22.720	47.893	33.755	254
6	1:42.749	22.037	47.688	33.024	256	24	1:44.819	22.464	48.283	34.072	253
7	1:42.751	22.170	47.465	33.116	257	25	1:44.549	22.826	48.039	33.684	255
8	1:42.943	22.496	47.522	32.925	255	26	1:45.143	22.595	48.379	34.169	254
9	1:42.846	22.044	47.879	32.923	258	27	1:44.856	22.717	48.135	34.004	254
10	1:42.339	22.125	47.385	32.829	257	28	1:44.763	22.665	48.241	33.857	254
11	1:43.026	22.287	47.725	33.014	257	29	1:44.717	22.706	48.122	33.889	255
12	1:43.017	22.247	47.630	33.140	257	30	1:44.987	23.084	48.082	33.821	254
13	1:43.043	22.243	47.569	33.231	258	31	1:47.918	22.981	49.911		248
14	1:44.105	22.352	48.490	33.263	259	32	2:00.837	37.635	49.103	34.099	252
15	1:44.183	22.238	47.762	34.183	257	33	1:45.488	22.837	48.581	34.070	252
16	1:44.283	22.497	47.691		256	34	1:46.223	22.897	48.655	34.671	252
17	2:58.660	1:33.267	49.872	35.521	254	35	1:46.109	23.195	48.648	34.266	253
18	1:45.480	22.775	49.050	33.655	258						

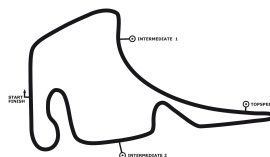
40 Florian Spengler , BMW ALPINA B6 GT3 / D

Theoretische Bestzeit: 1:42.42

Lap	Time	S1	S2	S3	Vmax	Lap	Time	S1	S2	S3	Vmax
1	2:03.839	33.297	54.511	36.031	248	19	1:43.477	22.363	47.772	33.342	254
2	1:47.067	22.694	49.958	34.415	257	20	1:43.377	22.458	47.676	33.243	256
3	1:44.948	22.476	48.796	33.676	255	21	1:44.394	22.509	48.631	33.254	255
4	1:42.989	22.515	47.661	32.813	260	22	1:43.393	22.454	47.842	33.097	255
5	1:44.578	22.465	48.686	33.427	259	23	1:43.696	22.533	47.882	33.281	255
6	1:45.030	22.862	49.042	33.126	236	24	1:44.007	22.447	48.206	33.354	256
7	1:43.758	22.554	48.141	33.063	258	25	1:44.617	23.189	48.343	33.085	255
8	1:42.834	22.298	47.659	32.877	258	26	1:43.471	22.464	47.795	33.212	255
9	1:43.397	22.377	47.952	33.068	255	27	1:43.743	22.447	48.081	33.215	256
10	1:42.835	22.163	47.655	33.017	257	28	1:44.300	22.558	48.302	33.440	257
11	1:42.955	22.451	47.447	33.057	256	29	1:44.533	23.072	48.372	33.089	255
12	1:43.284	22.355	47.618	33.311	257	30	1:43.868	22.341	48.311	33.216	252
13	1:42.988	22.312	47.465	33.211	258	31	1:44.756	23.230	48.436	33.090	254
14	1:43.164	22.374	47.662	33.128	258	32	1:44.524	22.587	48.779	33.158	257
15	1:46.860	22.403	47.767		258	33	1:44.401	22.730	48.155	33.516	257
16	3:20.092	1:59.282	47.935	32.875	254	34	1:45.535	23.144	48.438	33.953	256
17	1:43.296	22.407	47.604	33.285	255	35	1:46.640	22.856	49.788	33.996	255

30.09. - 02.10.2011

Hockenheimring, Länge 4574 m

ADAC GT Masters
Rennen 2DMSB -Reg. Nr.:275/11
Deutscher Motor Sport Bund e.V.

Lap	Time	S1	S2	S3	Vmax	Lap	Time	S1	S2	S3	Vmax
18	1:43.202	22.436	47.685	33.081	255						

41 Dino Lunardi , BMW ALPINA B6 GT3 / F

Theoretische Bestzeit: 1:41.53

Lap	Time	S1	S2	S3	Vmax	Lap	Time	S1	S2	S3	Vmax
1	1:48.247	27.096	48.413	32.738	255	12	1:41.829	21.951	47.439	32.439	253
2	1:43.437	22.223	48.416	32.798	257	13	1:41.933	22.055	47.374	32.504	253
3	1:42.743	22.211	47.828	32.704	258	14	1:43.078	22.311	47.997	32.770	253
4	1:42.018	22.056	47.607	32.355	252	15	1:42.299	22.112	47.479	32.708	254
5	1:42.037	21.927	47.702	32.408	254	16	1:42.499	22.147	47.520	32.832	254
6	1:41.927	21.949	47.616	32.362	254	17	1:42.839	22.231	47.868	32.740	255
7	1:42.059	21.885	47.737	32.437	254	18	1:43.410	22.180	47.675		257
8	1:41.859	21.937	47.511	32.411	253	19	3:07.164	1:32.597	59.415	35.152	250
9	1:42.392	21.918	47.929	32.545	254	20	2:02.102	24.426	1:01.127	36.549	233
10	1:41.663	21.850	47.332	32.481	254	21	2:06.482	27.293	59.988		231
11	1:41.646	21.853	47.379	32.414	254						

52 Fredrik Larsson , BMW Z4 GT3 / S

Theoretische Bestzeit: 1:42.22

Lap	Time	S1	S2	S3	Vmax	Lap	Time	S1	S2	S3	Vmax
1	2:02.716	32.498	55.022	35.196	250	19	1:44.612	22.309	48.501		251
2	1:46.790	22.498	50.483	33.809	253	20	2:57.260	1:33.783	49.454	34.023	250
3	1:44.594	22.589	48.859	33.146	254	21	1:46.518	23.061	48.754		250
4	1:43.925	22.383	48.432	33.110	252	22	2:03.923	42.045	48.299	33.579	249
5	1:44.844	22.869	48.734	33.241	253	23	1:44.921	22.662	48.575	33.684	250
6	1:45.117	22.651	49.497	32.969	252	24	1:45.089	22.900	48.514	33.675	251
7	1:43.591	22.516	48.362	32.713	256	25	1:46.706	24.261	48.910	33.535	251
8	1:42.502	22.224	47.685	32.593	252	26	1:45.031	22.630	48.610	33.791	250
9	1:42.786	22.114	47.894	32.778	252	27	1:45.253	22.790	48.533	33.930	250
10	1:42.629	22.013	47.928	32.688	251	28	1:44.982	22.817	48.506	33.659	251
11	1:43.290	22.191	48.454	32.645	251	29	1:44.798	22.685	48.497	33.616	251
12	1:43.060	22.282	48.248	32.530	249	30	1:45.867	22.908	48.853	34.106	251
13	1:43.018	22.224	48.037	32.757	250	31	1:46.380	23.667	48.497	34.216	252
14	1:43.219	22.200	48.094	32.925	251	32	1:46.414	22.883	49.508	34.023	250
15	1:44.103	22.431	48.501	33.171	252	33	1:47.952	23.789	49.852	34.311	248
16	1:43.583	22.349	48.151	33.083	252	34	1:46.511	22.987	49.285	34.239	251
17	1:43.294	22.379	47.956	32.959	251	35	1:48.168	24.375	49.287	34.506	251
18	1:43.891	22.461	48.384	33.046	249						

58 Pierre Mentlen , Audi R8 LMS / CH

Theoretische Bestzeit: 1:46.11

Lap	Time	S1	S2	S3	Vmax	Lap	Time	S1	S2	S3	Vmax
1	1:52.684	28.878	49.940	33.866	252	2	2:11.983	22.304	58.128		258

62 Nikki Thiim , Ford GT / S

Theoretische Bestzeit: 1:42.77

Lap	Time	S1	S2	S3	Vmax	Lap	Time	S1	S2	S3	Vmax
1	2:00.532	31.903	54.061	34.568	252	3	1:42.770	21.950	47.869	32.951	255
2	1:45.547	22.408	49.595	33.544	255						

Startaufstellung Rennen 2 ADAC GT Masters, am 02.10.2011, um 12:000 h

22	Renaud Derlot	1:48.314
	Mercedes-Benz SLS AMG GT3	
13	Oliver Strasser	1:43.958
	Porsche 911 GT3 R	
5	Remo Lips	1:43.157
	Porsche 911 GT3 R	
26	Michael Bleekemolen	1:42.530
	Mercedes-Benz SLS AMG GT3	
32	Harald Proczyk	1:42.010
	Mercedes-Benz SLS AMG GT3	
62	Thomas Mutsch	1:41.847
	Ford GT	
33	Andreas Wirth	1:41.582
	Mercedes-Benz SLS AMG GT3	
4	Jens Klingmann	1:41.473
	Audi R8 LMS	
52	Richard Göransson	1:41.414
	BMW Z4 GT3	
15	Daniel Dobitsch	1:41.327
	Porsche 911 GT3 R	
31	Thomas Holzer	1:41.189
	Mercedes-Benz SLS AMG GT3	
1	Philip Geipel	1:41.164
	Lamborghini Gallardo LP600+	
37	Heiko Hammel	1:41.071
	Dodge Viper Competition Coupé	
58	Markus Winkelhock	1:40.931
	Audi R8 LMS	
35	Niclas Kantenich	1:40.853
	Ferrari 458 GT3	
36	Maximilian Götz	1:40.781
	Mercedes-Benz SLS AMG GT3	
27	Heinz Harald Frentzen	1:40.647
	Corvette Z06.R GT3	
24	Peter Kox	1:40.363
	Lamborghini Gallardo LP600+	
41	Alexandros Margaritis	1:40.076
	BMW ALPINA B6 GT3	

Pole Position19
18
17
16
15
14
13
12
11
10
9
8
7
6
5
4
3
2
1

12	Oleg Petrishin	1:50.425
	Lamborghini Gallardo LP600+	
19	Silvester Wolf	1:44.692
	Corvette Z06.R GT3	
17	Carsten Seifert	1:43.465
	Lamborghini Gallardo GT3	
16	Otto Klohs	1:42.553
	Porsche 911 GT3 R	
40	Andrei Romanov	1:42.204
	BMW ALPINA B6 GT3	
39	Danny van Dongen	1:41.977
	Audi R8 LMS	
11	Mika Vähämäki	1:41.676
	Lamborghini Gallardo LP600+	
20	Robert Renauer	1:41.502
	Mercedes-Benz SLS AMG GT3	
34	Andreas Zuber	1:41.427
	Mercedes-Benz SLS AMG GT3	
21	Jan Seyffarth	1:41.350
	Mercedes-Benz SLS AMG GT3	
3	Christopher Mies	1:41.297
	Audi R8 LMS	
10	Michael Ammermüller	1:41.183
	Porsche 911 GT3 R	
7	Christopher Haase	1:41.119
	Audi R8 LMS	
9	Roland Asch	1:41.069
	Porsche 911 GT3 R	
28	Daniel Keilwitz	1:40.897
	Corvette Z06.R GT3	
30	Nicolas Armindo	1:40.829
	Porsche 911 GT3 R	
8	René Rast	1:40.771
	Audi R8 LMS	
18	Philipp Eng	1:40.594
	Corvette Z06.R GT3	
2	Johannes Stuck	1:40.209
	Lamborghini Gallardo LP600+	



Vorbehaltlich der technischen Überprüfung

Ergebnis Rennen 2

(Wertungslauf: 16)

Gestartet : 37 Gewertet : 31 nicht gewertet : 6

Pl.	Nr.	Kl.	Bewerber / SPC Fahrer, Ort	Fahrzeug Sponsorcard	Rde.	Gesamtzeit	Rückstand Intervall	Schnitt Gesamt	Schnellste Schnitt	in Rd.
1	8		Phoenix Racing Pole Promotion René Rast (D) Stefan Landmann (A)	Audi R8 LMS	35	1:01:39.125		155.800	1:41.723 161.875	8
2	35		Farnbacher ESET Racing Niclas Kentenich (D) Mario Farnbacher (D)	Ferrari 458 GT3	35	1:01:40.137	01.012 01.012	155.757	1:42.233 161.067	7
3	36		MS RACING Maximilian Götz (D) Maximilian Mayer (D)	Mercedes-Benz SLS AMG GT3	35	1:01:44.802	05.677 04.665	155.561	1:41.735 161.856	6
4	1		Reiter Engineering Philip Geipel (D) Albert von Thurn und Taxis (D)	Lamborghini Gallardo LP600+	35	1:01:45.078	05.953 00.276	155.550	1:41.749 161.834	7
5	2		Reiter Engineering Johannes Stuck (A) Ferdinand Stuck (A)	Lamborghini Gallardo LP600+	35	1:01:45.146	06.021 00.068	155.547	1:41.737 161.853	9
6	28		Callaway Competition Daniel Keilwitz (D) Diego Alessi (I)	Corvette Z06.R GT3	35	1:01:57.034	17.909 11.888	155.049	1:41.433 162.338	9
7	11		Team rhino's Leipert Motorsport Mika Vähämäki (FIN) David Mengesdorf (D)	Lamborghini Gallardo LP600+	35	1:01:58.646	19.521 01.612	154.982	1:42.393 160.816	8
8	34		PRIMAJOB TEAM HEICO Andreas Zuber (A) Lance David Arnold (D)	Mercedes-Benz SLS AMG GT3	35	1:02:00.426	21.301 01.780	154.908	1:42.487 160.668	9
9	30		HEGERSPORT Nicolas Armindo (F) Stefan Wendt (D)	Porsche 911 GT3 R	35	1:02:10.734	31.609 10.308	154.480	1:41.805 161.745	5
10	24	A	Reiter Engineering Peter Kox (NL) Marc A. Hayek (CH) (**A**)	Lamborghini Gallardo LP600+	35	1:02:13.296	34.171 02.562	154.374	1:41.574 162.112	7
11	10		Team a-workx Akrapovic Michael Ammermüller (D) Sebastian Asch (D)	Porsche 911 GT3 R	35	1:02:13.497	34.372 00.201	154.366	1:42.016 161.410	4
12	9	A	Team a-workx FROGREEN CO2 ne Roland Asch (D) Wolfgang Hageleit (D) (**A**)	Porsche 911 GT3 R	35	1:02:17.193	38.068 03.696	154.213	1:41.808 161.740	6
13	7		Phoenix Racing Pole Promotion Christopher Haase (D) Andreas Simonsen (S)	Audi R8 LMS	35	1:02:17.364	38.239 00.171	154.206	1:42.151 161.197	6
14	33		HEICO MOTORSPORT Andreas Wirth (D) Christiaan Frankenhou (NL)	Mercedes-Benz SLS AMG GT3	35	1:02:17.560	38.435 00.196	154.198	1:42.506 160.638	9
15	32		HEICO MOTORSPORT Harald Proczyk (A) Dominik Baumann (A)	Mercedes-Benz SLS AMG GT3	35	1:02:17.866	38.741 00.306	154.185	1:42.240 161.056	5
16	27	A	Callaway Competition Heinz Harald Frentzen (D) Sven Hannawald (D) (**A**)	Corvette Z06.R GT3	35	1:02:21.201	42.076 03.335	154.048	1:41.811 161.735	9

Ergebnis Rennen 2

(Wertungslauf: 16)

Gestartet : 37

Gewertet : 31

nicht gewertet : 6

Pl.	Nr.	Kl.	Bewerber / SPC Fahrer, Ort	Fahrzeug Sponsorcard	Rde.	Gesamtzeit	Rückstand Intervall	Schnitt Gesamt	Schnellste Schnitt	in Rd.
17	15	A	FACH AUTO TECH Daniel Dobitsch (A) Swen Dolenc (D) (**A**)	Porsche 911 GT3 R	35	1:02:30.828	51.703 09.627	153.652	1:42.609 160.477	6
18	39	A	Prosperia Team Brinkmann uhc Danny van Dongen (NL) Ardi van der Hoek (NL) (**A**)	Audi R8 LMS	35	1:02:39.703	1:00.578 08.875	153.290	1:42.332 160.912	5
19	40		LIQUI MOLY Team Engstler Andrrei Romanov (RUS) Florian Spengler (D)	BMW ALPINA B6 GT3	35	1:02:39.848	1:00.723 00.145	153.284	1:42.834 160.126	8
20	31	A	HEICO MOTORSPORT Thomas Holzer (D) Carsten Tilke (D) (**A**)	Mercedes-Benz SLS AMG GT3	35	1:02:47.383	1:08.258 07.535	152.977	1:42.465 160.703	6
21	13	A	9 Elf Team Dutt Motorsport Oliver Strasser (D) (**A**) Oliver Dutt (D) (**A**)	Porsche 911 GT3 R	35	1:02:49.371	1:10.246 01.988	152.897	1:42.813 160.159	17
22	22		MS RACING Renaud Derlot (F) Florian Stoll (D)	Mercedes-Benz SLS AMG GT3	35	1:02:55.755	1:16.630 06.384	152.638	1:42.540 160.585	10
23	52		West Coast Racing Richard Göransson (S) Fredrik Larsson (S)	BMW Z4 GT3	35	1:02:57.337	1:18.212 01.582	152.574	1:42.502 160.645	8
24	16	A	FACH AUTO TECH Jens Richter (D) (**A**) Otto Klohs (D) (**A**)	Porsche 911 GT3 R	35	1:03:02.813	1:23.688 05.476	152.353	1:43.177 159.594	10
25	21	A	Black Falcon Jan Seyffarth (D) Oliver Mayer (D) (**A**)	Mercedes-Benz SLS AMG GT3	35	1:03:27.818	1:48.693 25.005	151.353	1:42.689 160.352	10
26	26	A	Bleekemolen RacePlanet Racing Michael Bleekemolen (NL) Ronald van de Laar (NL) (**A**)	Mercedes-Benz SLS AMG GT3	35	1:03:27.991	1:48.866 00.173	151.346	1:44.118 158.151	4
27	12	A	Team rhino's Leipter Motorsport Oleg Petrishin (RU) (**A**) Tobias Neuser (D) (**A**)	Lamborghini Gallardo LP600+	34	1:03:02.951	1 Runde 1 Runde	147.995	1:42.157 161.187	16
28	17	A	NK Racing Team Carsten Seifert (D) Michael Golz (D) (**A**)	Lamborghini Gallardo GT3	34	1:03:15.644	1 Runde 12.693	147.500	1:44.880 157.002	4
29	4		Team Abt Sportsline Jens Klingmann (D) Luca Ludwig (D)	Audi R8 LMS	33	59:07.979	2 Runden 1 Runde	153.155	1:42.185 161.143	8
30	3		Team Abt Sportsline Christopher Mies (D) Christer Jöns (D)	Audi R8 LMS	33	59:14.727	2 Runden 06.748	152.864	1:42.111 161.260	7
31	20		Black Falcon Robert Renauer (D) Kenneth Heyer (D)	Mercedes-Benz SLS AMG GT3	29	51:46.734	6 Runden 4 Runden	153.707	1:42.407 160.794	8
Nicht gewertet										
	41		LIQUI MOLY Team Engstler Alexandros Margaritis (GR) Dino Lunardi (F)	BMW ALPINA B6 GT3	21	38:03.663	14 Runden	151.421	1:41.646 161.998	11

Ergebnis Rennen 2

(Wertungslauf: 16)

Gestartet : 37 Gewertet : 31 nicht gewertet : 6

Pl.	Nr.	Kl.	Bewerber / SPC Fahrer, Ort	Fahrzeug Sponsorcard	Rde.	Gesamtzeit	Rückstand Intervall	Schnitt Gesamt	Schnellste Schnitt	in Rd.
19	A	Callaway Competition	Silvester Wolf (D) Alfredo Saligari (CH) (**A**)	Corvette Z06.R GT3	21	39:01.390	14 Runden	147.688	1:45.048 156.751	6
18	A	Callaway Competition	Philipp Eng (A) Toni Seiler (CH) (**A**)	Corvette Z06.R GT3	9	19:12.934	26 Runden	128.540	1:41.570 162.119	8
62		Lambda Performance	Thomas Mutsch (D) Nikki Thiim (S)	Ford GT	3	5:28.849	32 Runden	150.218	1:42.770 160.226	3
58	A	Novidem Swissracing Team	Markus Winkelhock (D) Pierre Mentlen (CH) (**A**)	Audi R8 LMS	2	4:04.667	33 Runden	134.603	1:52.684 146.129	1
37		Vulkan Racing-Mintgen Motorsport	Heiko Hammel (D) Michael Christensen (DK)	Dodge Viper Competition Coupé	2	4:39.073	33 Runden	118.008	2:27.999 111.260	1

Schnellste Runde: 28 Alessi/Keilwitz 1:41.433 =162.338 km/h

CAR #3 +30sec. DRIVE THROUGH SUBSTITUTE PENALTY

Vorbehaltlich der technischen Überprüfung

Aushangzeit: 02.10.2011

- Rennleiter:

- Zeitnahme: