

ADAC GT4 Germany

Result List Race 2



Provisional

Motorsportarena Oschersleben, Length: 3667m

Air temperature: 15.15°C

Track temperature: 21.66°C

Weather condition: Dry

DMSB Reg. Nr.: 114/19

Amended
28.4.2019 - 19:25

Sunday, April 28, 2019 15:30:00

started : 22 classified : 19 not classified : 3

	Drivers	Team	Car	Laps	Total Time	Gap	Kph	Lap	Time	Kph
1	23 L.Kraihamer(AUT)/R.Kofler(AUT)	True Racing	KTM X-Bow GT4	37	1:01:47.057		131.7	19	1:32.075	143.3
2	24 M.Siljehaug(NOR)/E.Angermayr(AUT)(J)	Felbermayr Reiter(DEU)	KTM X-Bow GT4	37	1:02:00.984	13.927	131.3	19	1:32.409	142.8
3	22 J.Kasperlik(DEU)(T)/L.Kern(DEU)	Team Allied-Racing	Porsche Cayman GT4	37	1:02:05.478	18.421	131.0	2	1:32.937	142.0
4	2 M.Schrey(DEU)/T.Jäger(AUT)	Hofor Racing by Bonk Motorsport	BMW M4 GT4	37	1:02:14.022	26.965	130.7	2	1:33.276	141.5
5	3 C.Hürtgen(DEU)/M.Fischer(AUT)	Hofor Racing by Bonk Motorsport	BMW M4 GT4	37	1:02:16.045	28.988	130.7	2	1:33.533	141.1
6	99 H.Owega(DEU)/J.Owega(DEU)(J)	GetSpeed Performance	Mercedes-AMG GT4	37	1:02:19.848	32.791	130.7	19	1:33.594	141.0
7	48 L.Trefz(DEU)(J)/M.Haber(AUS)	Leipert Motorsport	Mercedes-AMG GT4	37	1:02:20.618	33.561	130.7	12	1:33.738	140.8
8	19 J.Viebahn(DEU)(T)/J.Lappalainen(FIN)	PROpeak Performance	Aston Martin Vantage AMR	37	1:02:26.121	39.064	130.3	2	1:33.074	141.8
9	7 M.Zug(DEU)(J)/G.Piana(ITA)	RN Vision STS(DEU)	BMW M4 GT4	37	1:02:45.142	58.085	129.6	16	1:33.318	141.4
10	21 G.van Parijs(BEL)/C.Schöll(AUT)	Team Allied-Racing	Porsche Cayman GT4	37	1:02:47.647	1:00.590	129.7	33	1:34.327	139.9
11	69 P.Dörr(DEU)(J)/D.Trebing(USA)	Dörr Motorsport	McLaren 570s GT4	37	1:02:57.113	1:10.056	129.3	8	1:34.548	139.6
12	59 F.Martin-Dye(GBR)/T.Krebs(DNK)	Dörr Motorsport	McLaren 570s GT4	37	1:02:59.554	1:12.497	129.4	34	1:34.818	139.2
13	14 S.Grotstollen(DEU)(T)/G.Braun(DEU)(T)	MRS Besagroup Racing	BMW M4 GT4	37	1:03:13.570	1:26.513	128.8	11	1:33.937	140.5
14	66 F.Dziwok(POL)(T)/D.Davidovac(DEU)(T)	HP Racing International(DEU)	Porsche Cayman GT4	37	1:03:23.284	1:36.227	128.5	21	1:35.490	138.2
15	11 O.Mayer(DEU)(T)/J.Springob(DEU)(J)	Bremotion	Mercedes-AMG GT4	37	1:03:30.910	1:43.853	128.2	16	1:33.983	140.4
16	17 H.Hadergasser(DEU)(T)/H.Still(DEU)	KÜS TEAM75 Bernhard(DEU)	Porsche Cayman GT4	36	1:02:21.858	1 LAP	127.9	11	1:33.040	141.8
17	15 F.Kovac(CRO)(T)/T.Tekaatt(DEU)	MRS Besagroup Racing	BMW M4 GT4	36	1:02:35.434	1 LAP	126.6	14	1:33.659	140.9
18	36 M.Suabo(DEU)(T)/A.Woller(DEU)	Schütz Motorsport(DEU)	Mercedes-AMG GT4	34	1:02:22.166	3 LAPS	119.8	12	1:34.281	140.0
19	6 M.Beckhusen(DEU)(J)/J.Szymkowiak(NLD)	Racing One(DEU)	Audi R8 LMS GT4	31	54:15.994	6 LAPS	125.5	12	1:33.255	141.5

Not classified

33	C.Fagg(GBR)(J)/M.Benyahia(MAR)(J)	Team GT	McLaren 570s GT4	15	26:06.809	22 LAPS	126.5	10	1:34.045	140.3
94	F.von der Laden(DEU)/A.Valente(CHE)	Team GT	McLaren 570s GT4	1	1:42.702	36 LAPS				
77	T.Heinemann(DEU)/L.Wankmüller(DEU)(J)	HP Racing International(DEU)	Mercedes-AMG GT4	1	1:43.600	36 LAPS				

Disqualified

5	N.Rindlisbacher(CHE)/P.Stalidzane(DEU)(J)	Racing One(DEU)	Audi R8 LMS GT4							
---	---	-----------------	-----------------	--	--	--	--	--	--	--

Fastest lap of the race. Car 23 driver Reinhard Kofler on lap 19. Time 1:32.075, average speed 143.3 km/h.

withdraw of car no. 18

Following race director drive trough penalty in exchange a time penalty of 30 seconds for car no. 17

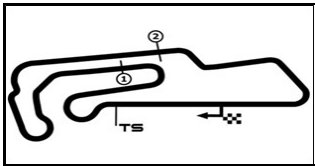
Following stewards decision no. 88 disqualification for car no. 5

Subject to final scrutineering!		
Publication time:	Clerk of the Course: Ralph Bohnhorst	Timekeeper: Steffen Ruhl

ver: 1.1

www.adac.de/motorsport

Page 1/ 1 printed: 28.4.2019 19:25



ADAC GT4 Germany

Lap Chart Race 2

Provisional

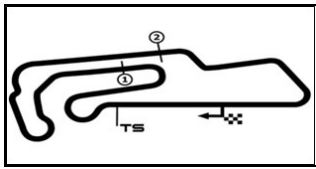


Motorsportarena Oschersleben, Length: 3667 m

Sunday, April 28, 2019 15:30:00

Lap	1	2	3	4	5	6	7	8	9	10	11	12	13	14	15	16	17	18	19	20	21	22	23	24	25	26	27	28	29	30	31	32	33	34	35	36	37	38	39	40	41	42	43	44	45			
LAP 36	23	24	22	2	3	99	48	19	5	21	7	69	14	59	66	11	17'	15'																														
LAP 37	23	24	22	2	3	99	48	19	5	7	21	69	59	14	66	11																																

..- PITSTOP ' -LAPBEHIND



ADAC GT4 Germany

Sector List Race 2



Provisional

Motorsportarena Oschersleben, Length: 3667m

Air temperature: 15.15°C

Track temperature: 21.66°C

Weather condition: Dry

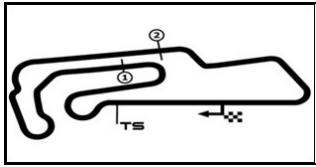
DMSB Reg. Nr.: 114/19

Sunday, April 28, 2019 15:30:00

Lap	Time	SE1	SP1	SE2	SP2	SE3	SP3	TSP	Lap	Time	SE1	SP1	SE2	SP2	SE3	SP3	TSP
2 Schrey, DEU / Jäger, AUT									theoretical besttime: 1:33.131								
1	1:38.870	38.757	169	32.741	203	27.372	176	201	20	1:34.291	34.095	169	32.853	203	27.343	175	216
2	1:33.276	33.921	170	32.286	204	27.069	175	216	21	1:34.270	33.996	170	32.817	204	27.457	176	215
3	1:43.827	34.013	170	35.567	114	34.247	168	216	22	1:34.166	34.032	170	32.762	204	27.372	175	215
4	2:05.456	39.473	139	43.746	121	42.237	138	179	23	1:34.318	34.002	170	32.791	203	27.525	174	214
5	2:16.218	44.921	138	46.276	110	45.021	159	163	24	1:34.352	34.122	170	32.892	204	27.338	175	213
6	2:11.086	46.279	133	48.546	91	36.261	173	149	25	1:34.386	34.083	170	32.857	203	27.446	175	215
7	1:34.166	34.327	170	32.707	204	27.132	176	213	26	1:34.458	34.065	170	32.966	203	27.427	176	215
8	1:33.442	33.796	171	32.427	203	27.219	175	216	27	1:34.565	34.154	170	32.815	203	27.596	175	216
9	1:33.515	33.917	171	32.549	204	27.049	176	215	28	1:34.735	34.240	169	32.897	204	27.598	176	216
10	1:33.512	33.909	171	32.432	204	27.171	175	216	29	1:34.556	34.042	170	33.026	203	27.488	175	216
11	1:34.164	33.930	170	32.611	203	27.623	171	215	30	1:34.651	34.051	169	33.003	204	27.597	175	216
12	1:34.223	34.521	171	32.571	205	27.131	175	204	31	1:34.918	34.236	169	32.996	204	27.686	176	215
13	1:35.593	35.691	170	32.728	203	27.174	175	216	32	1:35.404	34.235	169	33.216	203	27.953	175	216
14	1:33.975	33.976	170	32.656	204	27.343	175	216	33	1:35.820	34.431	169	33.247	203	28.142	175	215
15	1:34.203	34.236	169	32.624	203	27.343	175	216	34	1:35.973	34.677	168	33.406	203	27.890	175	215
16	1:34.385	34.104	171	32.830	203	27.451	175	216	35	1:35.536	34.460	169	33.146	203	27.930	176	215
17	1:51.031	34.159	170	32.819	203	44.053	58	216	36	1:36.085	34.589	169	33.354	204	28.142	175	217
18	3:08.199	2:07.353	170	33.039	204	27.807	176		37	1:37.192	34.839	168	33.828	203	28.525	174	215
19	1:35.205	34.515	170	33.085	204	27.605	176	216									

Lap	Time	SE1	SP1	SE2	SP2	SE3	SP3	TSP	Lap	Time	SE1	SP1	SE2	SP2	SE3	SP3	TSP
3 Hürtgen, DEU / Fischer, AUT									theoretical besttime: 1:33.233								
1	1:41.895	40.462	169	33.763	203	27.670	176		20	1:34.250	33.974	170	32.937	204	27.339	176	216
2	1:33.533	33.960	170	32.442	204	27.131	177	216	21	1:34.821	34.244	171	33.084	205	27.493	177	215
3	1:44.735	33.934	170	35.916	123	34.885	156	216	22	1:34.926	34.229	171	33.198	205	27.499	176	217
4	2:05.716	38.885	108	44.048	128	42.783	130	191	23	1:34.790	34.274	170	32.956	206	27.560	175	216
5	2:15.861	44.481	119	47.220	108	44.160	144	150	24	1:35.386	34.313	171	33.171	203	27.902	175	214
6	2:08.645	46.162	134	47.440	105	35.043	177	185	25	1:34.462	34.162	172	32.980	205	27.320	176	216
7	1:34.537	34.221	172	33.038	204	27.278	178	218	26	1:34.475	34.205	171	32.842	205	27.428	176	216
8	1:34.233	34.093	170	32.718	205	27.422	172	219	27	1:34.459	34.065	171	33.023	204	27.371	177	216
9	1:33.748	33.882	170	32.602	205	27.264	177	215	28	1:34.660	34.285	171	32.961	204	27.414	176	216
10	1:33.710	33.660	170	32.609	206	27.441	176	219	29	1:34.669	34.208	171	33.000	204	27.461	175	216
11	1:34.752	34.003	168	33.428	204	27.321	176	217	30	1:35.000	34.305	171	33.195	204	27.500	176	216
12	1:33.770	33.851	171	32.646	203	27.273	176	217	31	1:35.181	34.305	170	33.206	203	27.670	175	216
13	1:34.394	33.879	170	33.059	205	27.456	175	217	32	1:35.292	34.432	171	33.235	204	27.625	175	215
14	1:34.329	33.857	171	32.909	204	27.563	176	216	33	1:35.836	34.484	170	33.494	203	27.858	176	214
15	1:50.215	34.101	170	32.695	204	43.419	58	216	34	1:35.421	34.661	171	33.119	204	27.641	176	216
16	3:09.043	2:07.324	169	33.208	202	28.511	176		35	1:35.127	34.410	171	33.189	203	27.528	175	216
17	1:34.825	34.217	171	32.967	204	27.641	175	216	36	1:34.986	34.343	171	33.134	204	27.509	176	216
18	1:34.758	34.133	171	32.927	204	27.698	177	216	37	1:35.167	34.442	170	33.213	204	27.512	177	217
19	1:34.438	34.280	170	32.952	204	27.206	176	218									

Lap	Time	SE1	SP1	SE2	SP2	SE3	SP3	TSP	Lap	Time	SE1	SP1	SE2	SP2	SE3	SP3	TSP
5 Rindlisbacher, CHE / Stalidzane, DEU									theoretical besttime: 1:32.853								
1	1:46.156	43.116	167	34.357	198	28.683	175	196	20	1:33.258	33.663	170	32.463	204	27.132	175	215
2	1:36.416	35.036	171	33.388	204	27.992	175	216	21	1:33.255	33.579	171	32.562	204	27.114	177	214
3	1:43.445	34.006	171	35.690	131	33.749	161	216	22	1:33.558	33.444	171	32.552	205	27.562	176	216
4	2:04.233	38.029	115	44.416	107	41.788	138	169	23	1:34.820	34.581	166	33.174	204	27.065	176	214
5	2:17.070	45.001	98	46.878	119	45.191	148	163	24	1:33.954	33.593	172	32.988	205	27.373	175	215
6	2:07.002	45.142	145	47.665	124	34.195	175	160	25	1:33.710	33.902	170	32.704	204	27.104	176	216
7	1:34.489	34.107	170	33.180	204	27.202	177	217	26	1:34.659	33.705	172	33.240	204	27.714	176	216
8	1:34.437	34.150	172	32.921	204	27.366	177	218	27	1:35.084	34.328	171	33.347	204	27.409	175	214
9	1:44.354	43.398	150	33.576	203	27.380	176	217	28	1:33.729	33.807	172	32.709	205	27.213	176	214
10	1:46.515	33.798	172	44.940	203	27.777	175	217	29	1:33.970	33.657	171	32.870	204	27.443	175	215
11	1:34.292	34.183	171	32.966	203	27.143	176	214	30	1:33.735	33.762	170	32.760	205	27.213	176	216
12	1:33.920	33.626	172	33.000	203	27.294	176	216	31	1:33.258	33.639	171	32.587	205	27.032	176	215
13	1:34.421	33.969	171	32.879	203	27.573	176	216	32	1:33.327	33.654	170	32.571	204	27.102	177	215
14	1:36.119	34.046	171	34.051	203	28.022	176	216	33	1:33.749	33.788	170	32.814	204	27.147	176	216
15	1:51.555	34.252	171	33.294	204	44.009	60	216	34	1:33.460	33.729	170	32.584	205	27.147	176	215
16	3:11.373	2:10.983	169	33.056	202	27.334	175		35	1:33.302	33.599	171	32.555	205	27.148	176	215
17	1:33.329	33.861	169	32.522	204	26.946	176	214	36	1:34.582	33.649	171	32.767	205	28.166	174	217
18	1:33.514	33.803	169	32.650	203	27.061	176	216	37	1:34.315	33.922	172	32.968	204	27.425	176	215
19	1:34.019	33.630	171	33.206	204	27.183	175	216									



ADAC GT4 Germany

Sector List Race 2



Provisional

Motorsportarena Oschersleben, Length: 3667m

Air temperature: 15.15°C

Track temperature: 21.66°C

Weather condition: Dry

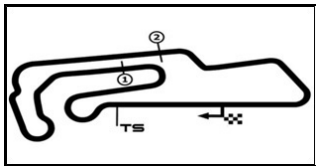
DMSB Reg. Nr.: 114/19

Sunday, April 28, 2019 15:30:00

Lap	Time	SE1	SP1	SE2	SP2	SE3	SP3	TSP	Lap	Time	SE1	SP1	SE2	SP2	SE3	SP3	TSP
6 Beckhusen, DEU / Szymkowiak, NLD									theoretical besttime: 1:32.989								
1	1:42.259	40.785	169	33.712	206	27.762	175	206	17	1:34.500	34.201	169	32.923	204	27.376	177	216
2	1:34.077	34.384	167	32.750	205	26.943	175	216	18	1:34.115	34.114	170	32.745	204	27.256	175	217
3	1:44.950	34.386	170	36.087	137	34.477	167	215	19	1:33.999	33.969	170	32.814	204	27.216	175	217
4	2:05.481	38.901	113	44.018	116	42.562	123	169	20	1:52.176	33.870	170	33.025	204	45.281	58	217
5	2:16.208	44.814	118	47.415	107	43.979	140	147	21	3:12.981	2:11.643	167	33.712	201	27.626	175	
6	2:08.209	46.257	127	47.307	119	34.645	175	187	22	1:38.176	37.621	168	33.166	204	27.389	174	215
7	1:34.190	34.256	169	32.698	204	27.236	177	217	23	1:34.591	34.134	168	33.056	203	27.401	175	213
8	1:33.800	33.962	170	32.831	206	27.007	176	218	24	1:34.256	34.120	169	32.915	203	27.221	175	213
9	1:33.880	34.263	171	32.639	205	26.978	178	213	25	1:33.912	33.894	171	32.773	204	27.245	175	216
10	1:33.945	33.752	172	32.866	205	27.327	177	219	26	1:33.945	33.592	170	33.095	202	27.258	175	216
11	1:33.544	33.671	170	32.841	204	27.032	177	217	27	1:34.044	33.823	171	32.879	205	27.342	176	217
12	1:33.255	33.858	169	32.484	205	26.913	176	216	28	1:34.254	34.146	169	32.882	206	27.226	177	218
13	1:34.830	34.091	167	33.760	205	26.979	176	217	29	1:36.830	34.152	172	32.813	208	29.865	170	219
14	1:33.797	34.120	171	32.744	206	26.933	176	216	30	2:07.838	37.759	155	43.137	190	46.942	60	204
15	1:34.135	33.861	171	33.149	204	27.125	176	217	31	2:29.626	1:06.481	141	36.392	195	46.753	60	
16	1:34.191	33.784	173	33.016	206	27.391	175	217									

Lap	Time	SE1	SP1	SE2	SP2	SE3	SP3	TSP	Lap	Time	SE1	SP1	SE2	SP2	SE3	SP3	TSP
7 Zug, DEU / Piana, ITA									theoretical besttime: 1:33.195								
1	1:39.096	39.217	167	32.758	203	27.121	175	203	20	1:50.828	33.756	169	32.628	203	44.444	56	216
2	1:33.628	34.059	172	32.471	204	27.098	175	217	21	3:18.284	2:17.651	169	33.125	204	27.508	176	
3	1:43.854	34.008	169	35.992	116	33.854	160	215	22	1:34.685	34.166	172	32.963	205	27.556	175	217
4	2:05.414	39.765	117	43.677	123	41.972	159	159	23	1:34.764	34.389	171	32.843	204	27.532	175	210
5	2:16.428	45.117	120	46.412	106	44.899	153	142	24	1:35.585	34.606	171	32.822	204	28.157	176	216
6	2:10.459	46.190	136	48.478	95	35.791	177	154	25	1:33.863	34.022	171	32.675	204	27.166	176	216
7	1:34.272	34.380	171	32.731	204	27.161	177	216	26	1:34.216	34.100	170	32.757	203	27.359	176	216
8	1:33.510	33.886	170	32.503	204	27.121	175	218	27	1:51.901	34.310	170	32.909	202	44.682	56	216
9	1:33.678	33.852	170	32.710	204	27.116	175	217	28	1:53.663	52.772	171	33.245	203	27.646	177	
10	1:33.563	33.823	170	32.499	204	27.241	175	216	29	1:34.665	34.446	170	32.831	204	27.388	176	218
11	1:34.123	33.791	172	33.165	204	27.167	175	215	30	1:34.373	34.080	169	33.058	203	27.235	176	217
12	1:34.209	34.166	171	32.928	204	27.115	176	216	31	1:34.149	34.032	170	32.849	203	27.268	176	216
13	1:33.718	34.098	170	32.623	203	26.997	174	216	32	1:34.196	34.115	171	32.749	204	27.332	176	216
14	1:33.392	33.727	170	32.633	203	27.032	175	215	33	1:34.774	34.193	170	33.129	203	27.452	175	216
15	1:33.359	33.841	170	32.484	204	27.034	176	215	34	1:34.359	34.135	170	32.932	204	27.292	176	216
16	1:33.318	33.758	170	32.540	203	27.020	175	215	35	1:34.359	34.041	170	32.966	204	27.352	176	216
17	1:33.521	33.793	170	32.638	203	27.090	175	215	36	1:34.643	34.110	171	32.760	205	27.773	175	217
18	1:33.627	33.831	171	32.526	203	27.270	175	215	37	1:35.134	34.654	170	32.916	203	27.564	175	215
19	1:33.532	33.813	171	32.610	203	27.109	175	216									

Lap	Time	SE1	SP1	SE2	SP2	SE3	SP3	TSP	Lap	Time	SE1	SP1	SE2	SP2	SE3	SP3	TSP
11 Mayer, DEU / Springob, DEU									theoretical besttime: 1:33.734								
1	1:46.490	43.485	165	34.264	204	28.741	173	189	20	3:06.316	2:03.639	165	33.830	199	28.847	171	
2	1:36.653	35.385	166	33.104	204	28.164	173	216	21	1:37.830	35.556	163	34.052	202	28.222	170	211
3	1:44.346	34.627	167	35.560	130	34.159	168	216	22	1:37.017	34.977	166	34.058	201	27.982	170	213
4	2:04.088	37.631	115	44.434	108	42.023	137	181	23	1:36.714	35.073	165	33.494	201	28.147	170	210
5	2:17.122	44.881	108	46.776	123	45.465	166	135	24	1:52.814	35.105	166	33.756	201	43.953	59	211
6	2:06.397	46.176	137	46.990	151	33.231	173	156	25	1:54.394	52.727	164	33.715	201	27.952	170	
7	1:35.549	34.636	166	33.272	203	27.641	173	216	26	1:36.224	34.833	167	33.779	202	27.612	172	211
8	1:36.372	35.208	162	33.381	203	27.783	172	216	27	1:37.679	34.494	165	33.335	199	29.850	166	213
9	1:36.206	35.125	166	33.414	201	27.667	171	216	28	1:36.318	35.433	165	33.440	202	27.445	172	211
10	1:34.777	34.261	167	33.031	203	27.485	173	214	29	1:35.802	34.615	166	33.537	202	27.650	171	214
11	1:34.306	34.160	167	32.844	204	27.302	172	214	30	1:35.169	34.473	166	33.262	203	27.434	172	213
12	1:34.149	34.131	168	32.668	204	27.350	172	214	31	1:34.846	34.492	166	32.919	203	27.435	171	214
13	1:34.958	34.762	167	32.750	204	27.446	173	214	32	1:35.931	34.663	166	33.540	201	27.728	171	213
14	1:34.129	33.990	168	32.877	204	27.262	173	215	33	1:35.283	34.444	166	33.334	202	27.505	172	213
15	1:34.582	34.022	168	32.962	203	27.598	173	215	34	1:35.601	34.435	166	33.466	198	27.700	172	213
16	1:33.983	34.045	167	32.757	204	27.181	173	214	35	1:37.114	34.463	168	33.806	198	28.845	169	213
17	1:34.071	33.885	168	32.836	204	27.350	173	215	36	1:37.078	35.166	167	33.263	201	28.649	164	212
18	1:34.163	34.056	168	32.767	204	27.340	172	214	37	1:44.069	38.687	166	33.921	200	31.461	120	172
19	1:52.370	34.170	168	34.337	202	43.863	59	214									



ADAC GT4 Germany

Sector List Race 2



Provisional

Motorsportarena Oschersleben, Length: 3667m

Air temperature: 15.15°C

Track temperature: 21.66°C

Weather condition: Dry

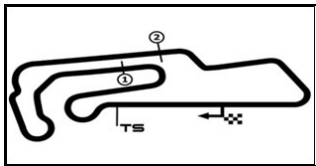
DMSB Reg. Nr.: 114/19

Sunday, April 28, 2019 15:30:00

Lap	Time	SE1	SP1	SE2	SP2	SE3	SP3	TSP	Lap	Time	SE1	SP1	SE2	SP2	SE3	SP3	TSP
14 Grotstollen, DEU / Braun, DEU									theoretical besttime: 1:33.754								
1	1:44.747	41.603	167	34.424	203	28.720	175	192	20	1:35.584	34.358	170	33.377	200	27.849	174	213
2	1:35.647	34.380	171	32.916	204	28.351	174	216	21	1:37.052	34.475	172	34.655	203	27.922	175	214
3	1:42.094	34.019	170	34.457	154	33.618	161	215	22	1:35.889	34.433	170	33.365	203	28.091	173	215
4	2:05.979	39.166	126	44.518	135	42.295	126	160	23	1:36.795	34.800	169	33.681	201	28.314	173	213
5	2:17.127	44.524	113	47.216	110	45.387	141	159	24	1:36.335	34.443	170	33.747	200	28.145	173	213
6	2:07.235	44.974	121	47.903	130	34.358	175	184	25	1:35.644	34.625	169	33.337	201	27.682	175	213
7	1:34.401	34.229	171	32.764	204	27.408	178	215	26	1:35.483	34.431	169	33.234	201	27.818	175	213
8	1:34.449	33.898	170	33.110	202	27.441	177	217	27	1:36.159	34.358	170	33.428	202	28.373	174	214
9	1:34.267	33.926	171	32.967	202	27.374	177	216	28	1:35.696	34.245	172	33.469	200	27.982	175	214
10	1:34.080	33.985	170	32.824	203	27.271	177	216	29	1:35.117	34.325	171	33.159	202	27.633	176	215
11	1:33.937	33.719	171	32.940	202	27.278	177	216	30	1:35.137	34.065	171	33.385	203	27.687	175	216
12	1:34.146	33.916	171	32.877	203	27.353	176	216	31	1:35.518	34.528	169	33.307	202	27.683	175	214
13	1:34.169	33.816	173	32.819	203	27.534	176	216	32	1:35.509	34.620	169	33.075	201	27.814	174	213
14	1:34.415	34.133	171	32.907	204	27.375	177	216	33	1:35.688	34.389	172	33.340	202	27.959	174	213
15	1:34.368	34.093	171	32.854	203	27.421	176	216	34	1:35.458	34.543	167	33.218	202	27.697	175	213
16	1:34.735	34.067	171	33.073	203	27.595	176	215	35	1:35.539	34.490	170	33.282	202	27.767	175	213
17	1:52.652	34.582	169	33.769	201	44.301	58	215	36	1:47.375	34.129	170	33.042	203	40.204	160	214
18	3:16.679	2:15.055	165	33.730	198	27.894	173		37	1:52.718	49.530	160	34.403	200	28.785	169	208
19	1:35.747	34.585	169	33.257	201	27.905	172	214									

15 Kovac, CRO / Tekaat, DEU									theoretical besttime: 1:33.436								
1	1:47.855	44.416	164	34.750	204	28.689	176	184	19	1:33.845	33.883	170	32.719	204	27.243	174	216
2	1:37.884	35.645	168	33.441	204	28.798	174	214	20	1:51.226	33.992	169	32.891	201	44.343	58	214
3	1:45.537	34.612	170	37.324	163	33.601	170	210	21	3:20.446	2:15.173	161	36.227	198	29.046	169	
4	2:03.697	37.268	109	45.245	120	41.184	109	157	22	1:41.067	35.486	164	35.589	197	29.992	171	211
5	2:18.377	45.240	102	46.885	112	46.252	167	139	23	1:41.718	36.125	165	35.576	197	30.017	169	189
6	2:03.823	46.333	128	45.964	171	31.526	175	172	24	1:40.986	35.844	165	35.444	197	29.698	170	210
7	1:35.202	34.488	168	33.480	202	27.234	175	214	25	1:42.634	36.782	165	35.907	192	29.945	170	210
8	1:35.422	34.215	170	33.360	204	27.847	175	216	26	1:40.181	35.603	166	35.537	196	29.041	171	210
9	1:36.657	34.465	170	33.497	204	28.695	173	215	27	1:41.179	35.426	165	35.715	198	30.038	169	211
10	1:34.429	34.529	170	32.642	204	27.258	175	212	28	1:41.170	36.106	168	35.640	198	29.424	170	210
11	1:33.704	33.865	170	32.709	205	27.130	176	216	29	1:41.653	36.143	164	36.268	197	29.242	172	211
12	1:34.167	34.000	170	32.943	204	27.224	176	216	30	1:40.176	35.681	164	35.316	197	29.179	170	210
13	1:33.741	33.945	168	32.580	203	27.216	175	216	31	1:41.559	35.414	166	36.548	197	29.597	171	210
14	1:33.659	33.855	170	32.720	204	27.084	175	215	32	1:42.003	36.290	164	35.649	196	30.064	171	210
15	1:33.930	33.772	170	32.756	203	27.402	174	216	33	1:39.577	35.580	166	35.052	198	28.945	170	211
16	1:34.100	33.857	171	32.686	204	27.557	174	214	34	1:40.229	36.233	166	34.875	198	29.121	168	210
17	1:33.869	33.861	170	32.616	203	27.392	175	214	35	1:42.729	36.653	166	35.638	197	30.438	171	203
18	1:34.029	33.994	170	32.708	203	27.327	175	215	36	1:42.974	36.374	163	36.527	197	30.073	170	211

17 Hadergasser, DEU / Still, DEU									theoretical besttime: 1:32.999								
1	1:39.387	39.359	165	32.986	204	27.042	175	200	19	1:33.911	33.952	166	32.849	203	27.110	175	216
2	1:33.642	34.143	168	32.348	205	27.151	175	216	20	1:51.915	33.766	166	32.714	203	45.435	55	216
3	1:44.135	34.046	166	36.081	113	34.008	167	215	21	3:17.308	2:13.832	166	34.325	201	29.151	169	
4	2:05.792	39.725	120	43.792	121	42.275	146	158	22	1:40.483	36.213	164	34.363	200	29.907	171	189
5	2:16.458	44.743	123	46.387	121	45.328	147	157	23	1:40.158	35.574	163	35.145	190	29.439	167	205
6	2:09.845	46.029	131	48.233	97	35.583	175	163	24	1:41.414	36.426	167	35.379	193	29.609	170	194
7	1:34.600	34.523	167	32.640	204	27.437	175	214	25	1:39.453	35.665	160	34.873	196	28.915	172	207
8	1:34.043	33.885	169	32.643	203	27.515	172	214	26	1:39.800	35.450	164	34.647	197	29.703	173	213
9	1:33.567	33.628	168	32.545	203	27.394	174	213	27	1:38.535	35.400	165	34.401	200	28.734	172	212
10	1:33.909	34.211	168	32.675	203	27.023	174	214	28	1:38.031	34.965	169	34.228	200	28.838	172	213
11	1:33.040	33.647	169	32.360	204	27.033	174	214	29	1:41.109	38.150	167	34.508	201	28.451	173	212
12	1:34.484	34.158	168	32.874	204	27.452	174	215	30	1:38.573	35.048	166	34.475	200	29.050	173	211
13	1:35.535	35.004	162	33.340	203	27.191	173	214	31	1:38.455	34.980	167	34.497	200	28.978	172	212
14	1:33.545	33.975	168	32.495	204	27.075	174	214	32	1:37.927	34.733	168	34.520	200	28.674	173	211
15	1:34.215	34.188	167	32.778	204	27.249	174	215	33	1:38.035	34.881	168	34.241	201	28.913	170	210
16	1:34.269	34.099	168	32.763	204	27.407	173	215	34	1:37.210	35.005	169	34.145	200	28.060	172	209
17	1:34.359	34.270	168	32.686	204	27.403	175	215	35	1:39.279	34.973	168	34.491	199	29.815	158	212
18	1:33.902	34.166	168	32.547	204	27.189	175	216	36	1:41.535	36.922	167	35.014	200	29.599	170	204



ADAC GT4 Germany

Sector List Race 2



Provisional

Motorsportarena Oschersleben, Length: 3667m

Air temperature: 15.15°C

Track temperature: 21.66°C

Weather condition: Dry

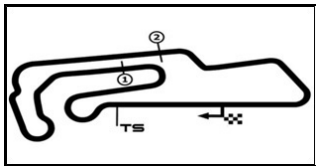
DMSB Reg. Nr.: 114/19

Sunday, April 28, 2019 15:30:00

Lap	Time	SE1	SP1	SE2	SP2	SE3	SP3	TSP	Lap	Time	SE1	SP1	SE2	SP2	SE3	SP3	TSP
19 Viebahn, DEU / Lappalainen, FIN									theoretical besttime: 1:33.000								
1	1:41.176	39.937	167	33.009	200	28.230	173		20	1:50.970	33.972	168	32.592	200	44.406	57	211
2	1:33.074	33.830	168	32.388	201	26.856	174	210	21	3:12.118	2:11.260	168	33.405	198	27.453	173	
3	1:44.325	33.807	169	36.428	120	34.090	157	210	22	1:34.926	34.372	167	33.216	198	27.338	171	210
4	2:06.274	39.909	111	43.973	125	42.392	140	166	23	1:34.928	34.378	168	32.937	198	27.613	171	208
5	2:16.160	44.704	135	47.234	116	44.222	140	153	24	1:38.264	34.384	168	33.197	197	30.683	170	208
6	2:08.989	46.211	137	47.473	106	35.305	175	179	25	1:34.844	34.342	167	32.928	199	27.574	171	209
7	1:34.549	34.268	169	32.908	200	27.373	175	211	26	1:34.526	34.071	168	33.018	200	27.437	172	209
8	1:33.930	33.936	168	32.589	201	27.405	173	211	27	1:34.366	34.143	169	33.066	198	27.157	173	210
9	1:33.451	33.756	169	32.626	201	27.069	174	212	28	1:34.443	34.161	168	32.994	200	27.288	173	210
10	1:33.807	33.890	169	32.812	201	27.105	174	212	29	1:44.817	34.116	169	32.994	199	37.707	172	210
11	1:33.173	33.759	168	32.437	200	26.977	174	212	30	1:35.253	34.483	168	33.334	199	27.436	172	210
12	1:34.157	33.933	168	32.893	201	27.331	174	211	31	1:34.911	34.513	168	33.004	200	27.394	173	210
13	1:34.624	34.722	166	32.808	201	27.094	173	212	32	1:34.740	34.399	168	33.015	199	27.326	173	210
14	1:33.911	33.922	168	32.662	201	27.327	172	212	33	1:34.846	34.276	168	33.114	198	27.456	173	210
15	1:34.179	34.083	167	32.896	201	27.200	173	211	34	1:34.530	34.316	167	32.976	200	27.238	173	210
16	1:34.312	34.076	168	32.833	201	27.403	174	212	35	1:34.743	34.227	168	33.065	199	27.451	173	210
17	1:34.483	34.196	168	32.865	200	27.422	173	213	36	1:35.867	34.290	167	33.189	200	28.388	172	211
18	1:33.785	34.081	169	32.481	200	27.223	173	210	37	1:34.995	34.263	167	33.146	198	27.586	173	210
19	1:33.675	33.853	168	32.632	200	27.190	174	211									

Lap	Time	SE1	SP1	SE2	SP2	SE3	SP3	TSP	Lap	Time	SE1	SP1	SE2	SP2	SE3	SP3	TSP
21 van Parijs, BEL / Schöll, AUT									theoretical besttime: 1:34.212								
1	1:45.931	42.267	164	34.331	202	29.333	166	193	20	1:34.718	34.282	168	32.972	203	27.464	173	216
2	1:36.859	35.057	166	33.452	202	28.350	175	211	21	1:34.777	34.236	167	33.088	202	27.453	173	210
3	1:44.297	34.705	166	35.422	126	34.170	167	214	22	1:34.765	34.263	169	33.144	203	27.358	173	214
4	2:03.953	37.637	117	44.464	106	41.852	138	182	23	1:35.256	34.356	168	33.036	203	27.864	173	214
5	2:16.846	44.953	105	46.697	115	45.196	155	151	24	1:35.181	34.282	169	33.457	204	27.442	173	214
6	2:06.828	45.911	143	47.212	139	33.705	174	163	25	1:35.248	34.297	168	33.579	202	27.372	175	216
7	1:35.637	34.679	167	33.311	201	27.647	173	216	26	1:34.980	34.102	169	33.138	203	27.740	173	216
8	1:36.414	34.958	166	33.290	202	28.166	173	214	27	1:35.695	34.254	169	33.596	204	27.845	173	215
9	1:37.639	34.958	161	33.865	199	28.816	169	206	28	1:34.426	34.199	167	32.936	203	27.291	174	215
10	1:35.825	35.009	167	33.142	201	27.674	171	211	29	1:34.804	34.166	167	33.213	203	27.425	173	213
11	1:37.161	34.304	167	33.700	202	29.157	168	212	30	1:34.402	34.205	169	32.901	204	27.296	174	216
12	1:36.317	34.869	166	33.459	202	27.989	172	213	31	1:34.473	34.257		32.953	204	27.263	174	215
13	1:35.744	34.491	166	33.361	202	27.892	171	213	32	1:34.362	34.211	166	32.917	203	27.234	174	215
14	1:37.022	34.595	166	33.848	200	28.579	171	212	33	1:34.327	34.077	168	32.917	204	27.333	174	215
15	1:52.660	34.617	165	33.460	201	44.583	58	213	34	1:34.535	34.123	170	33.009	204	27.403	173	216
16	3:12.548	2:11.746	167	33.443	200	27.359	173		35	1:34.827	34.247	169	33.172	204	27.408	173	215
17	1:35.177	34.578	167	33.282	201	27.317	173	215	36	1:35.840	34.248	169	33.033	204	28.559	170	216
18	1:34.936	34.357	166	33.196	201	27.383	173	215	37	1:37.741	35.981	168	33.533	203	28.227	171	209
19	1:35.496	34.201	169	33.693	196	27.602	174	214									

Lap	Time	SE1	SP1	SE2	SP2	SE3	SP3	TSP	Lap	Time	SE1	SP1	SE2	SP2	SE3	SP3	TSP
22 Kasperlik, DEU / Kern, DEU									theoretical besttime: 1:32.817								
1	1:38.383	38.303	168	32.965	203	27.115	173	203	20	1:50.125	33.794	169	32.947	203	43.384	58	216
2	1:32.937	33.616	168	32.356	203	26.965	172	213	21	3:12.880	2:12.057	167	33.089	204	27.734	174	
3	1:43.961	33.603	165	35.050	112	35.308	162	213	22	1:35.304	34.704	167	33.028	203	27.572	170	213
4	2:05.494	39.247	142	43.972	129	42.275	137	185	23	1:34.982	34.322	166	33.084	203	27.576	173	212
5	2:16.162	44.710	134	46.457	110	44.995	148	160	24	1:34.291	34.104	166	32.935	203	27.252	173	213
6	2:11.271	46.240	121	49.002	91	36.029	173	159	25	1:34.179	34.183	168	32.775	204	27.221	173	214
7	1:33.276	33.777	169	32.590	202	26.909	173	213	26	1:34.304	34.124	168	32.820	204	27.360	174	214
8	1:33.323	33.554	169	32.648	203	27.121	173	214	27	1:34.466	34.051	168	32.982	203	27.433	173	215
9	1:33.103	33.611	168	32.585	203	26.907	173	214	28	1:34.427	34.239	167	32.793	203	27.395	173	214
10	1:33.405	33.676	166	32.673	203	27.056	173	214	29	1:34.602	34.305	168	32.951	203	27.346	173	215
11	1:33.463	33.780	168	32.611	203	27.072	173	214	30	1:34.640	34.268	168	32.900	203	27.472	173	215
12	1:33.552	33.825	169	32.604	203	27.123	173	213	31	1:34.893	34.307	168	33.094	203	27.492	173	214
13	1:35.033	33.942	166	32.794	203	28.297	166	214	32	1:34.731	34.204	169	32.975	204	27.552	174	215
14	1:33.500	33.892	169	32.644	203	26.964	173	212	33	1:35.138	34.355	168	33.151	203	27.632	172	215
15	1:33.482	33.767	168	32.669	204	27.046	173	214	34	1:35.060	34.282	167	33.177	203	27.601	174	214
16	1:33.800	33.813	167	32.848	203	27.139	173	214	35	1:35.285	34.305	166	33.199	203	27.781	173	215
17	1:33.737	33.707	169	32.790	203	27.240	173	215	36	1:35.477	34.438	168	33.344	203	27.695	174	215
18	1:33.897	33.765	168	32.915	202	27.217	173	214	37	1:35.251	34.405	169	33.159	203	27.687	173	215
19	1:33.664	33.887	169	32.729	204	27.048	174	215									



ADAC GT4 Germany

Sector List Race 2



Provisional

Motorsportarena Oschersleben, Length: 3667m

Air temperature: 15.15°C

Track temperature: 21.66°C

Weather condition: Dry

DMSB Reg. Nr.: 114/19

Sunday, April 28, 2019 15:30:00

Lap	Time	SE1	SP1	SE2	SP2	SE3	SP3	TSP	Lap	Time	SE1	SP1	SE2	SP2	SE3	SP3	TSP
11	1:35.742	34.283	166	33.393	203	28.066	171	215	28	1:40.770	35.740	167	35.876	202	29.154	171	210
12	1:34.281	34.324	166	32.729	203	27.228	171	213	29	1:42.723	35.979	166	36.744	199	30.000	170	212
13	1:34.417	34.252	168	32.692	203	27.473	169	213	30	1:40.403	35.774	166	35.309	201	29.320	164	210
14	2:07.457	34.645	164	39.882	142	52.930	59	213	31	1:41.055	36.536	167	35.497	200	29.022	172	183
15	4:00.969	2:40.574	136	35.287	200	45.108	59		32	1:40.276	36.273	167	35.264	201	28.739	172	212
16	3:17.560	2:12.567	167	34.948	179	30.045	169		33	1:41.522	36.143	139	36.428	202	28.951	172	209
17	1:40.043	36.277	166	34.791	200	28.975	169	212	34	1:42.142	35.887	165	35.063	200	31.192	171	212

48 Trefz, DEU / Haber, AUS

theoretical besttime: 1:33.523

1	1:46.989	43.853	164	34.531	202	28.605	170	203	20	3:11.982	2:10.494	165	33.722	201	27.766	169	
2	1:36.435	35.207	165	33.144	202	28.084	170	213	21	1:35.479	35.072	163	33.072	202	27.335	170	203
3	1:44.919	34.639	165	36.133	123	34.147	154	213	22	1:35.910	34.348	165	33.018	203	28.544	170	211
4	2:04.135	37.558	112	44.650	114	41.927	126	187	23	1:34.642	34.537	166	32.830	203	27.275	170	210
5	2:17.011	44.765	108	46.830	121	45.416	144	155	24	1:34.469	34.276	166	32.911	202	27.282	170	211
6	2:06.127	46.241	135	46.752	155	33.134	172	165	25	1:34.570	34.397	165	33.002	203	27.171	171	211
7	1:35.334	34.463	165	33.259	202	27.612	171	214	26	1:34.592	34.316	165	33.040	201	27.236	171	212
8	1:35.610	34.856	162	33.050	201	27.704	170	214	27	1:34.802	34.466	165	33.035	201	27.301	172	212
9	1:35.215	35.044	162	32.964	201	27.207	170	213	28	1:34.438	34.190	165	32.960	202	27.288	171	213
10	1:33.758	33.879	165	32.824	202	27.055	171	211	29	1:34.645	34.165	166	32.877	203	27.603	171	212
11	1:34.048	33.846	166	32.937	200	27.265	170	212	30	1:34.628	34.236	166	32.968	203	27.424	170	213
12	1:33.738	33.936	166	32.622	202	27.180	170	212	31	1:34.702	34.308	165	33.044	202	27.350	170	212
13	1:34.177	33.918	166	32.936	200	27.323	171	212	32	1:34.419	34.382	166	32.867	203	27.170	171	211
14	1:33.999	34.001	165	32.913	201	27.085	171	213	33	1:34.458	34.204	166	32.945	203	27.309	170	212
15	1:34.221	34.104	166	32.682	201	27.435	171	213	34	1:34.412	34.249	166	32.851	203	27.312	171	212
16	1:34.135	34.070	166	32.959	202	27.106	171	212	35	1:34.589	34.187	166	32.950	203	27.452	170	212
17	1:34.278	34.020	165	32.864	200	27.394	170	212	36	1:35.069	34.920	167	32.961	203	27.188	172	211
18	1:34.078	34.109	166	32.715	202	27.254	171	211	37	1:34.719	34.301	166	32.895	203	27.523	170	213
19	1:49.886	34.068	166	32.689	203	43.129	58	213									

59 Martin-Dye, GBR / Krebs, DNK

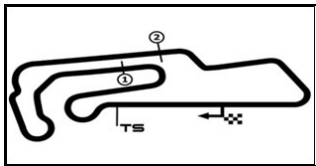
theoretical besttime: 1:34.603

1	1:47.380	43.597	163	34.627	198	29.156	171	190	20	1:36.136	34.562	166	33.598	202	27.976	172	214
2	1:37.466	35.303	167	33.545	199	28.618	170	212	21	1:35.480	34.616	167	33.465	199	27.399	174	212
3	1:44.915	34.668	167	35.755	120	34.492	166	208	22	1:35.923	34.589	167	33.404	199	27.930	172	214
4	2:03.969	37.588	115	44.903	132	41.478	115	164	23	1:35.206	34.505	168	33.227	202	27.474	173	210
5	2:17.538	44.949	107	46.823	111	45.766	161	157	24	1:34.831	34.252	166	33.232	201	27.347	172	212
6	2:05.122	46.073	137	46.913	167	32.136	172	157	25	1:35.944	35.078	168	33.365	201	27.501	173	213
7	1:35.540	34.777	165	33.356	198	27.407	172	211	26	1:34.974	34.122	168	33.430	199	27.422	174	213
8	1:35.620	34.371	166	33.556	198	27.693	171	211	27	1:35.624	34.597	168	33.288	200	27.739	174	213
9	1:37.221	35.131	166	33.662	198	28.428	170	212	28	1:35.276	34.135	169	33.301	201	27.840	173	213
10	1:36.391	34.951	166	33.482	196	27.958	171	210	29	1:35.449	34.318	168	33.397	201	27.734	172	213
11	1:36.443	34.489	167	33.519	200	28.435	170	210	30	1:35.211	34.303	168	33.438	200	27.470	173	211
12	1:36.418	34.944	167	33.580	198	27.894	171	211	31	1:35.150	34.426	168	33.134	201	27.590	172	213
13	1:35.758	34.693	165	33.348	198	27.717	170	210	32	1:35.566	34.342	169	33.414	200	27.810	171	212
14	1:36.859	34.639	165	33.724	197	28.496	172	210	33	1:35.519	34.498	168	33.504	199	27.517	174	210
15	1:36.635	34.759	166	33.618	197	28.258	170	211	34	1:34.818	34.139	167	33.237	201	27.442	173	212
16	1:35.575	34.516	166	33.474	197	27.585	171	208	35	1:35.114	34.206	169	33.337	201	27.571	173	212
17	1:53.460	34.711	163	33.594	195	45.155	57	208	36	1:34.979	34.150	169	33.331	201	27.498	173	212
18	3:14.465	2:13.287	168	33.492	200	27.686	173		37	1:36.003	34.630	170	33.629	201	27.744	170	213
19	1:35.576	34.259	168	33.553	201	27.764	174	211									

66 Dziwok, POL / Davidovac, DEU

theoretical besttime: 1:35.042

1	1:46.160	42.969	163	34.346	201	28.845	167	207	20	1:36.262	34.774	168	33.639	201	27.849	171	213
2	1:38.580	36.250	166	33.546	199	28.784	169	210	21	1:35.490	34.650	166	33.250	199	27.590	171	211
3	1:44.293	34.503	165	35.795	118	33.995	163	212	22	1:37.038	34.674	165	33.583	196	28.781	169	211
4	2:04.331	37.849	112	44.687	139	41.795	115	166	23	1:35.634	34.810	167	33.162	200	27.662	171	210
5	2:17.105	44.836	110	46.875	114	45.394	166	164	24	1:36.326	34.694	166	33.869	197	27.763	171	212
6	2:05.613	46.030	140	46.970	174	32.613	171	146	25	1:36.371	34.617	167	34.137	200	27.617	171	212
7	1:37.418	35.273	164	34.267	200	27.878	171	214	26	1:35.569	34.623	167	33.343	200	27.603	171	212
8	1:35.844	34.540	165	33.197	201	28.107	168	212	27	1:43.552	34.900	166	39.907	163	28.745	170	213
9	1:36.976	34.506	165	34.201	184	28.269	165	212	28	1:36.076	34.729	168	33.448	200	27.899	172	211
10	1:36.783	35.075	164	33.796	199	27.912	171	210	29	1:36.218	34.391	163	34.125	200	27.702	171	213
11	1:36.266	34.805	166	33.330	198	28.131	169	212	30	1:36.432	34.835	167	33.518	200	28.079	170	212
12	1:36.472	35.054	166	33.379	197	28.039	170	211	31	1:36.075	34.597	167	33.442	199	28.036	171	211



ADAC GT4 Germany

Sector List Race 2



Provisional

Motorsportarena Oschersleben, Length: 3667m

Air temperature: 15.15°C

Track temperature: 21.66°C

Weather condition: Dry

DMSB Reg. Nr.: 114/19

Sunday, April 28, 2019 15:30:00

Lap	Time	SE1	SP1	SE2	SP2	SE3	SP3	TSP	Lap	Time	SE1	SP1	SE2	SP2	SE3	SP3	TSP
13	1:36.376	34.726	166	33.809	200	27.841	170	212	32	1:36.793	34.992	166	33.593	200	28.208	170	211
14	1:35.889	34.495	165	33.161	200	28.233	168	211	33	1:35.810	34.659	167	33.354	200	27.797	171	211
15	1:36.083	34.683	166	33.401	199	27.999	167	210	34	1:36.416	34.409	164	33.941	187	28.066	171	212
16	1:36.108	34.598	165	33.503	197	28.007	167	210	35	1:37.505	34.352	167	34.309	198	28.844	169	212
17	1:35.793	34.582	166	33.287	198	27.924	170	210	36	1:36.330	34.779	166	33.510	200	28.041	171	210
18	1:55.059	34.855	163	33.100	199	47.104	54	211	37	1:37.413	34.766	163	34.140	201	28.507	167	211
19	3:10.825	2:09.275	165	33.754	199	27.796	172										

69 Dörr, DEU / Trebing, USA

theoretical besttime: 1:34.425

1	1:43.988	41.150	168	34.305	203	28.533	173	198	20	1:36.075	34.763	168	33.639	201	27.673	173	213
2	1:36.900	34.133	169	33.029	203	29.738	174	214	21	1:35.813	34.754	168	33.395	202	27.664	172	211
3	1:43.084	34.457	167	35.300	151	33.327	170	213	22	1:36.971	34.796	169	33.654	200	28.521	172	212
4	2:05.135	38.968	115	44.302	121	41.865	123	158	23	1:36.691	35.019	165	33.982	202	27.690	173	211
5	2:17.366	44.685	110	47.208	113	45.473	137	151	24	1:36.060	34.786	167	33.444	203	27.830	174	211
6	2:07.043	44.820	136	47.625	123	34.598	173	169	25	1:36.300	34.811	168	33.648	202	27.841	174	214
7	1:34.678	34.291	170	32.986	201	27.401	172	213	26	1:36.155	34.694	168	33.575	201	27.886	172	213
8	1:34.548	34.038	169	33.027	202	27.483	175	213	27	1:36.687	34.750	167	33.573	201	28.364	172	212
9	1:35.384	34.053	169	33.214	202	28.117	171	214	28	1:36.139	35.009	167	33.422	201	27.708	173	212
10	1:34.698	34.102	169	33.165	203	27.431	174	213	29	1:36.787	35.110	164	33.705	201	27.972	173	212
11	1:34.860	34.263	170	33.191	201	27.406	173	213	30	1:35.672	34.421	170	33.464	201	27.787	172	213
12	1:34.816	34.206	169	33.004	202	27.606	173	213	31	1:36.073	34.806	168	33.475	201	27.792	173	213
13	1:35.424	34.251	169	33.407	198	27.766	174	212	32	1:35.554	34.566	170	33.395	203	27.593	175	213
14	1:34.837	34.201	170	33.164	203	27.472	173	215	33	1:35.777	34.662	169	33.438	201	27.677	172	212
15	1:55.368	34.289	169	33.132	200	47.947	53	212	34	1:35.454	34.556	169	33.281	202	27.617	173	211
16	3:11.290	2:09.308	169	33.697	199	28.285	173		35	1:35.577	34.731	169	33.329	201	27.517	173	212
17	1:35.980	34.978	169	33.360	202	27.642	173	213	36	1:35.650	34.389	169	33.380	201	27.881	172	212
18	1:35.706	34.386	169	33.594	201	27.726	173	211	37	1:36.359	34.738	169	33.677	200	27.944	173	211
19	1:36.214	34.656	168	33.384	202	28.174	174	213									

77 Heinemann, DEU / Wankmüller, DEU

theoretical besttime: 1:34.687

1	1:43.600	41.485	165	34.224	203	27.891	171	193	2		34.201	167	32.595	203			213
---	----------	--------	-----	--------	-----	---------------	------------	-----	---	--	---------------	------------	---------------	------------	--	--	------------

94 von der Laden, DEU / Valente, CHE

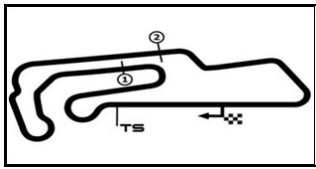
theoretical besttime: 1:35.191

1	1:42.702	41.041	166	33.948	202	27.713	174	202	2		34.312	169	33.166	201			213
---	----------	--------	-----	--------	------------	---------------	------------	-----	---	--	---------------	------------	---------------	------------	--	--	------------

99 Omega, DEU / Omega, DEU

theoretical besttime: 1:33.310

1	1:44.356	41.932	166	34.312	201	28.112	171	207	20	1:52.226	34.072	168	32.640	204	45.514	55	216
2	1:35.228	34.167	167	32.801	202	28.260	171	213	21	3:15.471	2:13.503	167	33.729	203	28.239	170	
3	1:42.515	33.960	167	34.392	140	34.163	161	213	22	1:35.767	35.172	166	33.174	204	27.421	173	210
4	2:05.682	38.880	123	44.242	128	42.560	126	170	23	1:34.874	34.603	167	32.901	204	27.370	173	214
5	2:17.124	44.620	124	47.313	99	45.191	147	153	24	1:34.511	34.252	168	32.881	203	27.378	173	214
6	2:07.226	45.186	122	47.980	122	34.060	173	185	25	1:34.597	34.192	168	32.925	203	27.480	173	215
7	1:33.851	34.177	168	32.629	203	27.045	174	215	26	1:35.009	34.274	168	33.237	203	27.498	172	215
8	1:33.618	33.772	168	32.780	204	27.066	173	216	27	1:34.525	34.271	167	32.881	203	27.373	173	214
9	1:34.102	34.313	166	32.641	204	27.148	173	216	28	1:34.701	34.374	167	32.929	203	27.398	174	215
10	1:33.711	33.778	168	32.493	205	27.440	172	214	29	1:34.825	34.339	168	32.939	204	27.547	173	215
11	1:34.305	33.898	168	33.109	203	27.298	172	214	30	1:34.967	34.550	167	32.995	203	27.422	173	215
12	1:33.985	34.041	167	32.643	203	27.301	172	214	31	1:34.633	34.350	168	32.899	204	27.384	173	214
13	1:34.235	34.002	168	32.769	204	27.464	172	214	32	1:34.547	34.256	168	32.865	203	27.426	173	213
14	1:34.239	33.997	168	32.623	204	27.619	171	214	33	1:35.202	34.460	167	33.087	203	27.655	173	214
15	1:34.253	34.148	167	32.847	203	27.258	171	214	34	1:34.474	34.268	167	32.829	203	27.377	173	214
16	1:34.105	34.131	168	32.752	202	27.222	172	213	35	1:35.319	34.371	168	33.038	203	27.910	170	214
17	1:34.078	34.116	168	32.706	203	27.256	173	214	36	1:34.989	34.418	167	33.101	203	27.470	174	212
18	1:33.919	33.962	168	32.656	203	27.301	172	215	37	1:35.085	34.347	168	32.999	203	27.739	172	215
19	1:33.594	33.926	168	32.556	204	27.112	173	215									



ADAC GT4 Germany

Pit Stops Race 2

Provisional



Motorsportarena Oschersleben, Length: 3667m

Air temperature: 15.15°C

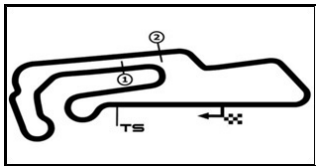
Track temperature: 21.66°C

Weather condition: Dry

DMSB Reg. Nr.: 114/19

Sunday, April 28, 2019 15:30:00

Nr	Driver in	Day time in	Time in	Driver out	Day time out	Time out	Nett Time
36	Alexander Woller	15:54:32.963	24:49.068	Alexander Woller	15:56:37.081	26:53.186	2:04.118
3	Claudia Hürtgen	15:55:34.363	25:50.468	Claudia Hürtgen	15:57:09.758	27:25.863	1:35.395
24	Eike Angermayr	15:55:35.634	25:51.739	Mads Siljehaug	15:57:11.889	27:27.994	1:36.255
33	Michael Benyahia	15:55:46.856	26:02.961				
69	Dennis Trebing	15:55:48.072	26:04.177	Phil Dörr	15:57:24.552	27:40.657	1:36.480
21	Constantin Schöll	15:55:59.439	26:15.544	Glenn van Parijs	15:57:52.106	28:08.211	
5	Patricija Stalidzane	15:56:04.820	26:20.925	Nico Rindlisbacher	15:57:42.434	27:58.539	1:37.614
36	Alexander Woller	15:58:33.959	28:50.064	Alexander Woller	16:00:10.801	30:26.906	1:36.842
2	Michael Schrey	15:58:41.242	28:57.347	Michael Schrey	16:00:16.454	30:32.559	1:35.212
14	Georg Braun	15:58:48.735	29:04.840	Stepan Grotstollen	16:00:30.218	30:46.323	1:41.483
59	Thomas Krebs	15:59:12.547	29:28.652	Fred Martin-Dye	16:00:51.691	31:07.796	1:39.144
66	Daniel Davidovac	16:00:51.205	31:07.310	Daniel Davidovac	16:02:27.662	32:43.767	1:36.457
48	Morgan Haber	16:01:58.399	32:14.504	Luca-Sandro Trefz	16:03:35.002	33:51.107	1:36.603
11	Jan Philipp Springob	16:02:05.086	32:21.191	Oliver Mayer	16:03:33.931	33:50.036	1:28.845
23	Laura Kraihamer	16:03:05.260	33:21.365	Laura Kraihamer	16:04:41.881	34:57.986	1:36.621
22	Lars Kern	16:03:15.874	33:31.979	Jan Kasperlik	16:04:54.930	35:11.035	1:39.056
7	Gabriele Piana	16:03:17.688	33:33.793	Marius Zug	16:05:01.376	35:17.481	1:43.688
19	Joonas Lappalainen	16:03:23.211	33:39.316	Jörg Viebahn	16:05:00.472	35:16.577	1:37.261
17	Hendrik Still	16:03:24.626	33:40.731	Horst Hadergasser	16:05:03.550	35:19.655	1:38.924
6	Jules Szymkowiak	16:03:25.862	33:41.967	Mike Beckhusen	16:05:02.128	35:18.233	1:36.266
99	Jusuf Owega	16:03:26.426	33:42.531	Jusuf Owega	16:05:08.186	35:24.291	1:41.760
15	Thomas Tekaat	16:03:35.441	33:51.546	Franjo Kovac	16:05:12.278	35:28.383	1:36.837
11	Oliver Mayer	16:11:55.773	42:11.878	Oliver Mayer	16:12:15.344	42:31.449	19.571
7	Marius Zug	16:16:20.983	46:37.088	Marius Zug	16:16:41.680	46:57.785	20.697
6	Mike Beckhusen	16:21:26.764	51:42.869	Mike Beckhusen	16:21:53.897	52:10.002	27.133
6	Mike Beckhusen	16:23:56.390	54:12.495				



ADAC GT4 Germany

Top speed list Race 2

Provisional



Motorsportarena Oschersleben, Length: 3667m

Air temperature: 15.15°C

Track temperature: 21.66°C

Weather condition: Dry

DMSB Reg. Nr.: 114/19

Sunday, April 28, 2019 15:30:00

#	Name (NAT)	Team	Car name	Speed	Lap	Race time
3	Michael Fischer (AUT)	Hofor Racing by Bonk Motorsport	BMW M4 GT4	219.95	8	13:10.323
6	Jules Szymkowiak (NLD)	Racing One (DEU)	Audi R8 LMS GT4	219.95	10	16:18.446
7	Gabriele Piana (ITA)	RN Vision STS (DEU)	BMW M4 GT4	218.62	8	13:08.576
5	Patricija Stalidzane (DEU)	Racing One (DEU)	Audi R8 LMS GT4	218.18	8	13:14.241
14	Georg Braun (DEU)	MRS Besagroup Racing	BMW M4 GT4	217.74	8	13:12.663
2	Michael Schrey (DEU)	Hofor Racing by Bonk Motorsport	BMW M4 GT4	217.30	36	59:06.209
11	Jan Philipp Springob (DEU)	Bremotion	Mercedes-AMG GT4	216.86	2	1:51.974
15	Thomas Tekaat (DEU)	MRS Besagroup Racing	BMW M4 GT4	216.86	8	13:17.862
21	Glenn van Parijs (BEL)	Team Allied-Racing	Porsche Cayman GT4	216.86	26	43:52.711
99	Jusuf Owega (DEU)	GetSpeed Performance	Mercedes-AMG GT4	216.43	9	14:45.099
17	Hendrik Still (DEU)	KÜS TEAM75 Bernhard (DEU)	Porsche Cayman GT4	216.43	18	28:50.283
22	Lars Kern (DEU)	Team Allied-Racing	Porsche Cayman GT4	216.00	20	31:50.940
69	Dennis Trebing (USA)	Dörr Motorsport	McLaren 570s GT4	215.56	14	22:43.440
33	Michael Benyahia (MAR)	Team GT	McLaren 570s GT4	215.13	8	13:13.896
36	Alexander Woller (DEU)	Schütz Motorsport (DEU)	Mercedes-AMG GT4	215.13	11	18:06.258
48	Morgan Haber (AUS)	Leipert Motorsport	Mercedes-AMG GT4	214.28	7	11:41.163
66	Daniel Davidovac (DEU)	HP Racing International (DEU)	Porsche Cayman GT4	214.28	7	11:41.643
59	Fred Martin-Dye (GBR)	Dörr Motorsport	McLaren 570s GT4	214.28	20	34:27.858
94	Alain Valente (CHE)	Team GT	McLaren 570s GT4	213.86	2	1:48.224
77	Luke Wankmüller (DEU)	HP Racing International (DEU)	Mercedes-AMG GT4	213.43	2	1:49.170
19	Joonas Lappalainen (FIN)	PROpeak Performance	Aston Martin Vantage AMR GT4	213.01	17	27:15.645
24	Eike Angermayr (AUT)	Felbermayr Reiter (DEU)	KTM X-Bow GT4	209.70	9	14:45.729
23	Reinhard Kofler (AUT)	True Racing	KTM X-Bow GT4	208.49	3	3:18.873