

ADAC Formel 4

Result List Race 3

Provisional



Motorsportarena Oschersleben, Length: 3667m

Air temperature: 15.3°C

Track temperature: 25.76°C

Weather condition: Dry

DMSB Reg. Nr.: 114/19

Sunday, April 28, 2019 14:40:00

started : 18 classified : 15 not classified : 3

Nr.	Drivers	Team	Laps	Total Time	Gap	Kph	Lap	Time	Kph
Cl.	Car	Competitor							
1	7 R.Stanek(CZE) R ADAC Formel 4	US Racing - CHRSD(DEU) US Racing - CHRSD	21	30:09.791		153.6	8	1:25.467	154.4
2	26 J.Dürksen(PAR) R ADAC Formel 4	(T) ADAC Berlin-Brandenburg e.V.(DEU) ADAC Berlin-Brandenburg e.V.	21	30:20.469	10.678	152.8	8	1:25.604	154.2
3	28 A.Ghiretti(FRA) ADAC Formel 4	US Racing - CHRSD(DEU) US Racing - CHRSD	21	30:28.111	18.320	152.1	9	1:25.975	153.5
4	17 A.Leclerc(MCO) ADAC Formel 4	(T) US Racing - CHRSD(DEU) US Racing - CHRSD	21	30:29.179	19.388	152.0	4	1:26.164	153.2
5	10 O.Rasmussen(DNK) ADAC Formel 4	Prema Powerteam SRL(ITA) Prema Powerteam SRL	21	30:31.927	22.136	152.0	16	1:25.880	153.7
6	14 G.Saucy(SUI) ADAC Formel 4	R-ACE GP R-ACE GP	21	30:32.954	23.163	151.7	14	1:26.295	152.9
7	3 P.Aron(EST) R ADAC Formel 4	(T) Prema Powerteam SRL(ITA) Prema Powerteam SRL	21	30:33.580	23.789	151.7	6	1:26.033	153.4
8	4 N.Krütten(DEU) ADAC Formel 4	(T) Van Amersfoort Racing(NLD) Van Amersfoort Racing	21	30:33.758	23.967	151.8	7	1:26.177	153.1
9	16 S.Estner(DEU) ADAC Formel 4	Van Amersfoort Racing(NLD) Van Amersfoort Racing	21	30:33.924	24.133	151.8	8	1:26.034	153.4
10	21 T.Pourchaire(FRA) ADAC Formel 4	(T) US Racing - CHRSD(DEU) US Racing - CHRSD	21	30:34.074	24.283	151.8	8	1:26.109	153.3
11	6 I.Cohen(ISR) ADAC Formel 4	Van Amersfoort Racing(NLD) Van Amersfoort Racing	21	30:36.801	27.010	151.7	9	1:26.008	153.4
12	15 L.Toth(HUN) ADAC Formel 4	R-ACE GP R-ACE GP	21	30:36.939	27.148	151.8	14	1:26.373	152.8
13	47 N.Gruber(AUT) ADAC Formel 4	(T) ADAC Berlin-Brandenburg e.V.(DEU) ADAC Berlin-Brandenburg e.V.	21	30:45.971	36.180	151.1	9	1:26.621	152.4
14	2 N.Göhler(DEU) R ADAC Formel 4	ADAC Berlin-Brandenburg e.V.(DEU) ADAC Berlin-Brandenburg e.V.	21	30:47.106	37.315	151.0	5	1:26.395	152.8
15	62 D.Hauger(NOR) ADAC Formel 4	(T) Van Amersfoort Racing(NLD) Van Amersfoort Racing	20	30:30.281	1 LAP	144.6	8	1:25.781	153.8
Not classified									
	5 G.Petecof(BRA) ADAC Formel 4	(T) Prema Powerteam SRL(ITA) Prema Powerteam SRL	16	24:16.358	5LAPS	145.6	15	1:25.005	155.2
	11 A.Famularo(VEN) ADAC Formel 4	Prema Powerteam SRL(ITA) Prema Powerteam SRL	15	23:21.385	6LAPS	141.5	7	1:26.079	153.3
	8 L.Alleco Roy(MCO) ADAC Formel 4	Van Amersfoort Racing(NLD) Van Amersfoort Racing	11	17:16.062	10LAPS	140.9	7	1:25.623	154.1

Fastest lap of the race. Car 5 driver Gianluca Petecof on lap 15. Time 1:25.005, average speed 155.2 km/h.

T =nominated for Team Classification

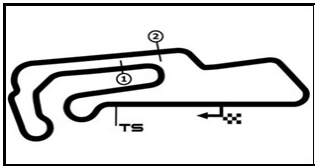
Subject to final scrutineering!		
Publication time:	Clerk of the Course: Ralph Bohnhorst	Timekeeper: Steffen Ruhl

ver: 1.0

www.adac.de/motorsport

Page 1/ 1 printed: 28.4.2019 15:12





ADAC Formel 4

Lap Chart Race 3

Provisional

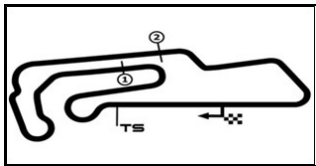


Motorsportarena Oschersleben, Length: 3667 m

Sunday, April 28, 2019 14:40:00

LapCha	1	2	3	4	5	6	7	8	9	10	11	12	13	14	15	16	17	18	19	20	21	22	23	24	25	26	27	28	29	30	31	32	33	34	35	36	37	38	39	40	41	42	43	44	45										
LAP 1	7	28	26	17	14	3	4	16	21	10	11	62	5	6	15	2	47	8																																					
LAP 2	7	28	26	17	14	3	4	16	21	10	11	62	5	6	15	2	8	47																																					
LAP 3	7	28	26	17	14	3	4	16	21	10	11	62	5	6	15	8	2	47																																					
LAP 4	7	28	26	17	14	3	4	16	21	10	11	62	5	6	8	15	2	47																																					
LAP 5	7	28	26	17	14	3	4	16	21	10	11	62	5	6	8	15	2	47																																					
LAP 6	7	28	26	17	14	3	4	16	21	10	11	62	5	8	6	15	2	47																																					
LAP 7	7	28	26	17	14	3	4	16	21	10	11	62	5	8	6	15	2	47																																					
LAP 8	7	26	28	17	14	3	4	16	21	10	62	5	11	8	6	15	47	2																																					
LAP 9	7	26	28	17	14	3	4	16	21	10	62	5	11	8	6	15	47	2																																					
LAP 10	7	26	28	17	14	3	4	16	21	10	11	8	6	15	47	5	2	.62																																					
LAP 11	7	26	28	17	14	3	4	16	21	10	6	15	47	2	11	.5	.8'	62'																																					
LAP 12	7	26	28	17	14	3	4	16	21	10	6	15	47	2	11	5	62'																																						
LAP 13	7	26	28	17	14	3	4	16	21	10	6	15	47	2	5	.11	62'																																						
LAP 14	7	26	28	17	14	3	4	16	21	10	6	15	47	2	5	11'	62'																																						
LAP 15	7	26	28	17	14	3	4	10	16	21	6	15	47	2	5	62'	.11'																																						
LAP 16	7	26	28	17	14	3	4	10	16	21	6	15	47	2	.5	62'																																							
LAP 17	7	26	28	17	14	3	4	10	16	21	6	15	47	2	62'																																								
LAP 18	7	26	28	17	14	3	10	4	16	21	6	15	47	2	62'																																								
LAP 19	7	26	28	17	14	3	10	4	16	21	6	15	47	2	62'																																								
LAP 20	7	26	28	17	14	10	3	4	16	21	6	15	47	2	62'																																								
LAP 21	7	26	28	17	10	14	3	4	16	21	6	15	47	2																																									

.- PITSTOP ' -LAPBEHIND



ADAC Formel 4

Sector List Race 3



Provisional

Motorsportarena Oschersleben, Length: 3667m

Air temperature: 15.3°C

Track temperature: 25.76°C

Weather condition: Dry

DMSB Reg. Nr.: 114/19

Sunday, April 28, 2019 14:40:00

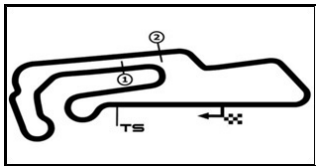
Lap	Time	SE1	SP1	SE2	SP2	SE3	SP3	TSP	Lap	Time	SE1	SP1	SE2	SP2	SE3	SP3	TSP
2	Göhler, DEU								theoretical besttime: 1:26.291								
1	1:38.774	40.836		31.717	201	26.221	177	183	12	1:27.012	32.127	173	30.122	201	24.763	177	206
2	1:27.698	32.055		30.716	201	24.927	179	209	13	1:26.793	31.948	173	30.073	201	24.772	178	206
3	1:27.381	32.489		30.230	203	24.662	178	207	14	1:26.851	31.910	173	30.006	202	24.935	177	207
4	1:26.760	31.800		29.892	204	25.068	179	208	15	1:27.174	32.006	174	30.193	202	24.975	177	206
5	1:26.395	31.785		29.964	204	24.646	178	210	16	1:26.742	32.045	174	29.941	202	24.756	177	205
6	1:26.791	31.753		30.148	204	24.890	178	210	17	1:26.694	31.951	174	30.014	202	24.729	178	206
7	1:26.746	31.940		30.089	203	24.717	177	209	18	1:26.932	31.950	172	30.157	201	24.825	177	207
8	1:36.275	31.792		29.919	203	34.564	173	208	19	1:26.916	31.942	174	30.137	201	24.837	178	207
9	1:27.484	32.416		30.123	203	24.945	177	200	20	1:26.902	31.890	173	30.000	203	25.012	177	208
10	1:27.064	31.959		30.060	202	25.045	177	206	21	1:26.844	31.904	174	30.063	203	24.877	177	208
11	1:26.878	31.956		30.143	203	24.779	177	206									

Lap	Time	SE1	SP1	SE2	SP2	SE3	SP3	TSP	Lap	Time	SE1	SP1	SE2	SP2	SE3	SP3	TSP
3	Aron, EST								theoretical besttime: 1:25.944								
1	1:34.200	38.720		30.436	201	25.044	178	181	12	1:26.625	31.907	173	29.902	204	24.816	178	210
2	1:27.008	31.956		30.215	201	24.837	178	210	13	1:26.474	31.854	175	29.847	205	24.773	180	210
3	1:26.600	31.766		29.995	205	24.839	177	209	14	1:26.425	31.654	175	29.946	206	24.825	179	211
4	1:26.984	31.838		29.626	206	25.520	176	207	15	1:26.590	31.728	173	29.960	206	24.902	178	209
5	1:26.347	31.916		29.644	206	24.787	177	205	16	1:27.037	31.877	175	30.034	204	25.126	180	211
6	1:26.033	31.645		29.711	205	24.677	178	210	17	1:28.598	31.972	175	30.133	203	26.493	175	209
7	1:26.513	31.750		29.915	204	24.848	177	210	18	1:27.716	32.311	173	30.258	204	25.147	177	206
8	1:26.423	31.695		29.983	204	24.745	179	210	19	1:27.136	32.006	174	30.101	204	25.029	178	208
9	1:26.475	31.729		29.797	205	24.949	179	209	20	1:28.944	32.599	169	30.869	203	25.476	178	209
10	1:26.546	31.754		29.925	203	24.867	178	209	21	1:28.627	32.206	174	30.663	204	25.758	177	209
11	1:26.279	31.641		29.929	203	24.709	177	208									

Lap	Time	SE1	SP1	SE2	SP2	SE3	SP3	TSP	Lap	Time	SE1	SP1	SE2	SP2	SE3	SP3	TSP
4	Krütten, DEU								theoretical besttime: 1:26.004								
1	1:34.550	39.025		30.429	203	25.096	177	180	12	1:26.474	31.887	173	29.817	202	24.770	177	207
2	1:26.950	31.862		30.288	202	24.800	179	208	13	1:26.512	31.854	174	29.910	203	24.748	178	208
3	1:26.451	31.819		29.787	206	24.845	180	210	14	1:26.413	31.772	174	29.845	204	24.796	178	209
4	1:27.020	32.072		29.826	203	25.122	177	209	15	1:26.631	31.894	173	29.916	203	24.821	178	208
5	1:26.400	32.092		29.727	204	24.581	179	210	16	1:26.858	31.899	173	29.906	204	25.053	177	208
6	1:26.378	31.926		29.755	204	24.697	177	210	17	1:28.376	32.086	173	30.135	202	26.155	178	209
7	1:26.177	31.696		29.734	204	24.747	179	208	18	1:28.669	32.905	173	30.180	203	25.584	177	207
8	1:26.646	31.907		29.843	204	24.896	176	210	19	1:27.286	32.154	173	30.097	202	25.035	177	207
9	1:26.439	31.732		29.755	204	24.952	176	208	20	1:27.961	32.074	172	30.322	205	25.565	179	208
10	1:26.375	31.777		29.827	203	24.771	178	207	21	1:28.570	32.433	173	30.333	205	25.804	178	211
11	1:26.622	32.057		29.842	202	24.723	176	210									

Lap	Time	SE1	SP1	SE2	SP2	SE3	SP3	TSP	Lap	Time	SE1	SP1	SE2	SP2	SE3	SP3	TSP
5	Petecof, BRA								theoretical besttime: 1:24.952								
1	1:36.707	40.430		31.094	203	25.183	179	191	9	1:26.391	31.536		29.952	205	24.903	177	212
2	1:27.074	31.974		30.394	202	24.706	179	212	10	1:38.140	43.112		30.448	203	24.580	177	214
3	1:26.433	31.725		30.043	205	24.665	180	211	11	1:44.076	31.648		29.563	204	42.865	56	207
4	1:26.389	31.773		29.955	205	24.661	180	213	12	1:44.418	50.365	175	29.561	202	24.492	178	
5	1:27.271	32.047		30.181	206	25.043	180	208	13	1:25.362	31.530	174	29.456	203	24.376	178	208
6	1:26.893	32.211		29.860	206	24.822	180	213	14	1:25.063	31.493	174	29.294	204	24.276	179	210
7	1:25.983	31.517		29.733	207	24.733	179	211	15	1:25.005	31.445	174	29.252	204	24.308	177	208
8	1:25.734	31.611		29.503	207	24.620	180	212	16	1:45.419	31.424	175	29.511	199	44.484	56	208

Lap	Time	SE1	SP1	SE2	SP2	SE3	SP3	TSP	Lap	Time	SE1	SP1	SE2	SP2	SE3	SP3	TSP
6	Cohen, ISR								theoretical besttime: 1:25.929								
1	1:37.485	40.691		31.329	202	25.465	179	197	12	1:26.753	32.010	174	30.024	203	24.719	180	208
2	1:26.637	31.833		30.059	203	24.745	180	209	13	1:26.639	31.840	177	29.994	205	24.805	180	209
3	1:26.491	31.795		29.997	204	24.699	181	213	14	1:26.442	31.670	176	29.929	204	24.843	179	212
4	1:26.309	31.745		29.803	208	24.761	181	213	15	1:27.130	31.995	174	30.271	202	24.864	180	210
5	1:27.401	31.961		30.224	207	25.216	177	211	16	1:27.398	32.047	174	30.254	204	25.097	179	208
6	1:28.176	32.551		30.849	202	24.776	179	206	17	1:27.248	31.964	174	30.079	201	25.205	179	208
7	1:26.510	31.746		30.109	201	24.655	179	208	18	1:27.805	32.356	174	30.203	202	25.246	177	206
8	1:26.459	31.958		29.870	203	24.631	178	209	19	1:27.500	32.398	175	30.142	202	24.960	178	208
9	1:26.008	31.563		29.735	204	24.710	178	208	20	1:27.430	32.059	173	30.157	203	25.214	180	210
10	1:26.045	31.600		29.806	202	24.639	178	210	21	1:28.344	32.406	172	30.568	201	25.370	177	210
11	1:26.591	31.832		30.125	203	24.634	178	206									



ADAC Formel 4

Sector List Race 3



Provisional

Motorsportarena Oschersleben, Length: 3667m

Air temperature: 15.3°C

Track temperature: 25.76°C

Weather condition: Dry

DMSB Reg. Nr.: 114/19

Sunday, April 28, 2019 14:40:00

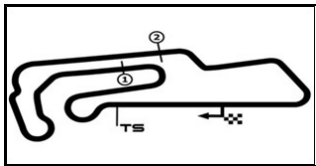
Lap	Time	SE1	SP1	SE2	SP2	SE3	SP3	TSP	Lap	Time	SE1	SP1	SE2	SP2	SE3	SP3	TSP
7	Stanek, CZE								theoretical besttime: 1:25.452								
1	1:31.304	36.771		29.925	201	24.608	177	173	12	1:25.969	31.618		29.583	201	24.768	177	205
2	1:25.911	31.777		29.658	201	24.476	177	206	13	1:25.842	31.691	174	29.581	203	24.570	178	206
3	1:25.978	31.783		29.685	202	24.510	177	206	14	1:25.861	31.602		29.557	203	24.702	178	207
4	1:25.605	31.663	174	29.474	203	24.468	177	206	15	1:26.116	31.720	173	29.645	203	24.751	177	206
5	1:25.821	31.708		29.613	203	24.500	177	205	16	1:25.913	31.692	174	29.619	203	24.602	178	205
6	1:25.811	31.741		29.583	202	24.487	177	205	17	1:25.793	31.591	175	29.578	203	24.624	177	206
7	1:25.545	31.619		29.497	202	24.429	177	205	18	1:26.135	31.762	173	29.646	204	24.727	178	206
8	1:25.467	31.599		29.448	204	24.420	177	206	19	1:26.402	31.850	174	29.786	203	24.766	177	206
9	1:25.789	31.584		29.602	203	24.603	176	205	20	1:26.430	31.825	174	29.836	203	24.769	178	206
10	1:25.654	31.630		29.528	201	24.496	176	205	21	1:26.716	31.908	173	29.950	203	24.858	178	207
11	1:25.729	31.643		29.570	203	24.516	176	205									

8	Alleco Roy, MCO								theoretical besttime: 1:25.419								
1	1:39.535	43.647		30.534	203	25.354	178	193	7	1:25.623	31.445		29.515	206	24.663	180	208
2	1:27.036	31.988		30.346	203	24.702	181	208	8	1:26.394	31.927		29.784	207	24.683	179	212
3	1:26.334	31.662		29.800	204	24.872	180	208	9	1:26.170	31.545		29.747	205	24.878	181	210
4	1:25.735	31.648		29.628	203	24.459	177	213	10	1:26.182	31.715		29.591	208	24.876	178	213
5	1:25.792	31.530		29.574	205	24.688	180	208	11	2:40.306	32.086		1:11.010	131	57.210	53	213
6	1:26.955	31.905		29.936	206	25.114	177	208									

10	Rasmussen, DNK								theoretical besttime: 1:25.690								
1	1:35.540	39.827		30.572	204	25.141	178	186	12	1:26.408	31.676	175	30.033	204	24.699	180	211
2	1:27.083	32.265		30.147	202	24.671	180	209	13	1:28.046	32.063	175	30.890	205	25.093	178	213
3	1:26.576	32.111		29.911	203	24.554	179	211	14	1:27.113	32.092	175	30.129	203	24.892	179	212
4	1:26.523	31.833		29.875	206	24.815	180	211	15	1:26.128	31.718	174	29.645	204	24.765	177	211
5	1:27.511	32.317		30.151	202	25.043	177	210	16	1:25.880	31.731	173	29.675	203	24.474	178	207
6	1:26.421	31.951		29.889	203	24.581	177	207	17	1:26.480	31.716	174	29.709	203	25.055	181	207
7	1:26.157	31.717		29.626	204	24.814	177	209	18	1:27.713	32.234	175	30.308	206	25.171	179	211
8	1:26.018	31.590		29.788	206	24.640	179	209	19	1:27.524	31.882	176	30.321	204	25.321	180	210
9	1:26.546	31.707		29.977	204	24.862	177	211	20	1:27.111	31.871	172	30.216	204	25.024	180	213
10	1:26.293	31.753		29.851	206	24.689	179	209	21	1:28.177	32.627	172	30.720	203	24.830	178	211
11	1:26.679	31.970		30.040	204	24.669	178	211									

11	Famularo, VEN								theoretical besttime: 1:25.805								
1	1:36.040	40.053		30.928	202	25.059	177	186	9	1:26.271	31.629		29.863	204	24.779	179	210
2	1:26.928	32.173		30.085	204	24.670	180	210	10	1:26.177	31.747		29.697	204	24.733	178	210
3	1:26.721	32.031		30.013	205	24.677	178	213	11	1:53.469	52.006		36.249	199	25.214	177	210
4	1:26.168	31.692		29.808	207	24.668	180	210	12	1:27.130	32.086	175	30.416	201	24.628	177	206
5	1:27.565	32.480		30.001	207	25.084	179	213	13	1:46.181	31.708	173	29.965	203	44.508	54	207
6	1:26.655	32.175		29.686	208	24.794	178	212	14	1:50.176	53.972	173	29.877	203	26.327	122	
7	1:26.079	31.688		29.824	204	24.567	179	212	15	1:48.978	33.451	173	29.850	201	45.677	54	187
8	1:26.847	32.411		29.946	204	24.490	179	211									

14	Saucy, SUI								theoretical besttime: 1:26.166								
1	1:33.602	38.200		30.350	203	25.052	177	176	12	1:26.682	31.850	171	29.984	201	24.848	176	207
2	1:27.004	32.186		30.118	201	24.700	178	208	13	1:26.376	31.868	172	29.912	202	24.596	177	207
3	1:26.631	31.891		30.187	201	24.553	177	209	14	1:26.295	31.804	172	29.832	203	24.659	177	208
4	1:26.322	31.781	172	29.910	204	24.631	177	208	15	1:26.751	31.940	172	30.000	202	24.811	177	208
5	1:26.693	31.874		29.953	203	24.866	176	207	16	1:26.843	32.068	172	30.000	202	24.775	177	207
6	1:26.388	31.951		29.847	204	24.590	175	207	17	1:28.911	32.067	173	30.401	188	26.443	175	208
7	1:26.408	31.898		29.895	203	24.615	177	206	18	1:27.236	32.286	172	30.066	201	24.884	177	206
8	1:26.419	31.893		29.912	203	24.614	176	206	19	1:27.154	32.044	173	30.164	201	24.946	177	207
9	1:26.436	31.870		29.877	203	24.689	176	207	20	1:28.160	32.024	172	30.282	202	25.854	177	208
10	1:26.386	31.846		29.852	202	24.688	176	206	21	1:29.744	33.087	171	31.308	203	25.349	177	206
11	1:26.513	32.026		29.839	203	24.648	176	207									



ADAC Formel 4

Sector List Race 3



Provisional

Motorsportarena Oschersleben, Length: 3667m

Air temperature: 15.3°C

Track temperature: 25.76°C

Weather condition: Dry

DMSB Reg. Nr.: 114/19

Sunday, April 28, 2019 14:40:00

Lap	Time	SE1	SP1	SE2	SP2	SE3	SP3	TSP	Lap	Time	SE1	SP1	SE2	SP2	SE3	SP3	TSP
15 Toth, HUN									theoretical besttime: 1:26.184								
1	1:38.139	40.373		31.562	201	26.204	176	183	12	1:26.907	31.967	171	30.059	200	24.881	175	205
2	1:27.605	32.116		30.421	199	25.068	175	206	13	1:26.567	31.932	172	29.849	200	24.786	175	205
3	1:26.866	32.043		29.993	201	24.830	175	206	14	1:26.373	31.773	173	29.880	201	24.720	177	207
4	1:27.309	32.453		30.014	201	24.842	176	206	15	1:26.677	31.873	172	29.999	200	24.805	176	206
5	1:26.526	31.853		29.929	201	24.744	175	206	16	1:26.499	31.872	172	30.035	200	24.592	176	205
6	1:26.799	31.837		30.109	201	24.853	175	206	17	1:26.651	31.743	174	30.032	202	24.876	177	207
7	1:26.634	31.836		30.004	201	24.794	175	206	18	1:27.644	32.226	173	30.416	202	25.002	178	210
8	1:26.531	31.793		30.008	201	24.730	175	206	19	1:27.871	32.458	173	30.358	201	25.055	176	211
9	1:26.632	31.780		29.941	200	24.911	175	206	20	1:27.281	31.983	173	30.159	203	25.139	177	208
10	1:26.635	31.839		30.039	200	24.757	174	205	21	1:28.113	32.141	174	30.808	203	25.164	178	209
11	1:26.680	31.962		29.987	201	24.731	175	204									

Lap	Time	SE1	SP1	SE2	SP2	SE3	SP3	TSP	Lap	Time	SE1	SP1	SE2	SP2	SE3	SP3	TSP
16 Estner, DEU									theoretical besttime: 1:26.034								
1	1:34.799	39.357		30.500	202	24.942	178	183	12	1:26.684	31.957	172	29.983	201	24.744	176	208
2	1:27.097	32.249		30.080	201	24.768	178	209	13	1:28.001	32.370	171	30.732	200	24.899	176	207
3	1:26.448	31.962		29.854	202	24.632	178	209	14	1:26.768	31.993	172	29.931	201	24.844	176	205
4	1:26.860	32.068		29.795	204	24.997	178	208	15	1:27.219	32.002	173	29.877	201	25.340	178	205
5	1:26.771	32.200		29.920	204	24.651	177	206	16	1:27.000	32.145	173	29.983	201	24.872	176	208
6	1:26.354	31.910		29.798	203	24.646	176	207	17	1:27.490	32.595	174	30.016	201	24.879	177	206
7	1:26.683	31.849		29.810	202	25.024	176	207	18	1:27.281	32.169	172	30.230	201	24.882	176	207
8	1:26.034	31.763		29.730	203	24.541	177	206	19	1:27.246	32.200	173	30.016	201	25.030	177	206
9	1:26.408	31.867		29.754	203	24.787	177	208	20	1:27.464	32.154	173	30.111	202	25.199	177	207
10	1:26.575	32.057		29.813	202	24.705	176	208	21	1:28.242	32.312	173	30.502	204	25.428	179	209
11	1:26.500	32.003		29.776	203	24.721	177	206									

Lap	Time	SE1	SP1	SE2	SP2	SE3	SP3	TSP	Lap	Time	SE1	SP1	SE2	SP2	SE3	SP3	TSP
17 Leclerc, MCO									theoretical besttime: 1:26.097								
1	1:33.221	37.877		30.373	202	24.971	176	179	12	1:26.722	31.834	174	29.900	202	24.988	176	207
2	1:26.789	32.000		30.054	201	24.735	178	207	13	1:26.716	31.901	175	30.014	202	24.801	177	208
3	1:26.488	31.890		30.017	203	24.581	177	208	14	1:26.554	31.800	175	29.925	204	24.829	178	208
4	1:26.164	31.701	175	29.884	203	24.579	177	208	15	1:26.711	31.762	174	30.015	203	24.934	177	208
5	1:26.623	31.996		29.874	203	24.753	175	207	16	1:27.389	31.904	175	30.069	203	25.416	176	208
6	1:26.303	31.817		29.832	203	24.654	176	207	17	1:27.285	32.134	174	30.090	203	25.061	177	208
7	1:26.532	31.837		29.938	202	24.757	176	206	18	1:27.244	32.010	174	30.164	203	25.070	177	208
8	1:26.181	31.757		29.845	204	24.579	176	206	19	1:27.657	32.184	174	30.326	202	25.147	175	208
9	1:26.200	31.769		29.817	203	24.614	176	207	20	1:27.914	32.301	174	30.403	203	25.210	177	208
10	1:26.425	31.877		29.867	202	24.681	176	206	21	1:27.833	32.226	174	30.325	203	25.282	178	208
11	1:26.228	31.802		29.844	202	24.582	176	206									

Lap	Time	SE1	SP1	SE2	SP2	SE3	SP3	TSP	Lap	Time	SE1	SP1	SE2	SP2	SE3	SP3	TSP
21 Pourchaire, FRA									theoretical besttime: 1:26.031								
1	1:35.288	39.632		30.547	204	25.109	179	183	12	1:26.685	31.892	176	29.934	205	24.859	178	211
2	1:26.962	32.188		30.090	204	24.684	180	210	13	1:28.012	32.052	172	30.999	203	24.961	179	211
3	1:26.463	31.917		29.861	206	24.685	180	212	14	1:26.979	32.044	175	30.071	204	24.864	178	212
4	1:26.803	32.010		29.828	206	24.965	180	210	15	1:27.195	32.270	176	29.989	204	24.936	176	210
5	1:26.935	32.054		30.160	204	24.721	178	211	16	1:27.468	32.815	175	29.852	204	24.801	178	208
6	1:26.344	31.893		29.803	206	24.648	179	210	17	1:26.867	31.993	176	29.929	205	24.945	179	209
7	1:26.562	31.866		29.718	205	24.978	179	210	18	1:27.326	32.028	176	30.178	204	25.120	179	212
8	1:26.109	31.719		29.796	205	24.594	179	211	19	1:27.173	32.151	174	30.012	204	25.010	179	210
9	1:26.286	31.796		29.781	206	24.709	179	211	20	1:27.452	32.108	176	30.224	204	25.120	178	212
10	1:26.627	31.969		29.872	206	24.786	179	212	21	1:28.042	32.145	177	30.617	205	25.280	181	211
11	1:26.496	31.902		29.852	206	24.742	178	211									

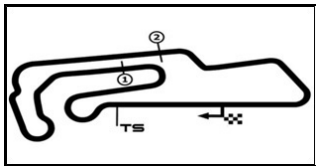
Lap	Time	SE1	SP1	SE2	SP2	SE3	SP3	TSP	Lap	Time	SE1	SP1	SE2	SP2	SE3	SP3	TSP
26 Dürksen, PAR									theoretical besttime: 1:25.557								
1	1:32.702	37.578		30.219	205	24.905	178	167	12	1:26.300	31.794	174	29.665	203	24.841	176	206
2	1:26.490	31.871		29.759	205	24.860	179	210	13	1:26.463	31.971	174	29.834	202	24.658	178	206
3	1:26.537	32.196		29.681	206	24.660	180	212	14	1:26.134	31.713		29.803	204	24.618	178	208
4	1:26.167	31.793	176	29.612	206	24.762	180	210	15	1:26.397	31.937	174	29.679	203	24.781	177	206
5	1:26.176	31.847		29.572	206	24.757	178	209	16	1:26.435	31.849	175	29.824	203	24.762	177	206
6	1:26.260	31.815		29.658	206	24.787	177	210	17	1:26.858	31.905	174	29.950	201	25.003	175	206
7	1:26.092	31.794		29.672	204	24.626	180	210	18	1:26.822	31.999	173	29.884	204	24.939	178	205
8	1:25.604	31.504		29.524	204	24.576	177	210	19	1:27.262	32.127	173	30.230	202	24.905	177	206
9	1:25.731	31.654		29.547	204	24.530	178	207	20	1:27.004	31.985	173	30.060	203	24.959	177	206

ver: 1.0

www.adac.de/motorsport

Page 3/ 4 printed: 28.4.2019 15:12





ADAC Formel 4

Sector List Race 3

Provisional



Motorsportarena Oschersleben, Length: 3667m

Air temperature: 15.3°C

Track temperature: 25.76°C

Weather condition: Dry

DMSB Reg. Nr.: 114/19

Sunday, April 28, 2019 14:40:00

Lap	Time	SE1	SP1	SE2	SP2	SE3	SP3	TSP	Lap	Time	SE1	SP1	SE2	SP2	SE3	SP3	TSP
10	1:25.770	31.709		29.523	202	24.538	178	208	21	1:27.139	32.109	173	30.049	204	24.981	177	207
11	1:26.126	31.703		29.673	202	24.750	177	206									

28 Ghiretti, FRA

theoretical besttime: 1:25.931

1	1:32.287	37.328		30.140	201	24.819	176	174	12	1:26.718	31.861		29.933	201	24.924	176	206
2	1:26.669	31.923		29.921	200	24.825	176	206	13	1:27.107	32.021	175	30.068	201	25.018	177	206
3	1:26.481	32.074		29.725	202	24.682	177	206	14	1:26.749	31.871	175	29.989	201	24.889	177	207
4	1:26.162	31.793	174	29.678	202	24.691	175	205	15	1:26.938	31.869	174	30.022	202	25.047	175	206
5	1:26.125	31.825		29.631	202	24.669	176	204	16	1:27.217	32.070	175	30.102	201	25.045	175	205
6	1:26.230	31.868		29.680	202	24.682	175	204	17	1:27.373	32.091	175	30.153	199	25.129	177	205
7	1:26.272	31.842		29.713	201	24.717	177	204	18	1:27.318	32.179	174	30.032	202	25.107	175	206
8	1:26.699	32.222	181	29.817	203	24.660	177	204	19	1:27.400	32.137	174	30.186	201	25.077	177	206
9	1:25.975	31.668		29.603	203	24.704	177	206	20	1:27.730	32.043	174	30.310	202	25.377	175	207
10	1:26.354	31.773		29.800	201	24.781	175	206	21	1:27.878	32.349	174	30.269	202	25.260	177	206
11	1:26.429	31.868		29.776	202	24.785	176	205									

47 Gruber, AUT

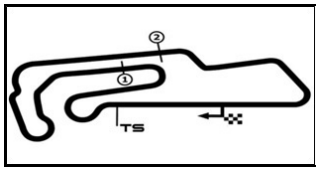
theoretical besttime: 1:26.542

1	1:38.981	41.116		31.897	202	25.968	177	190	12	1:27.010	32.019	173	30.018	202	24.973	170	206
2	1:28.430	32.155		31.209	203	25.066	177	211	13	1:27.381	32.132	173	30.273	201	24.976	177	205
3	1:27.247	32.005		30.340	204	24.902	177	208	14	1:27.127	31.971	173	30.174	203	24.982	177	208
4	1:26.702	31.864		29.989	203	24.849	178	210	15	1:27.459	31.944	174	30.143	202	25.372	177	206
5	1:27.275	31.923		30.310	203	25.042	177	209	16	1:27.447	32.148	172	30.224	202	25.075	176	206
6	1:27.083	31.989		30.103	203	24.991	176	208	17	1:27.157	31.975	175	30.104	202	25.078	176	208
7	1:26.851	31.817		30.158	203	24.876	177	207	18	1:27.589	32.144	174	30.287	201	25.158	177	207
8	1:28.067	31.910		30.059	203	26.098	177	208	19	1:27.679	32.189	174	30.304	201	25.186	177	206
9	1:26.621	31.860		29.943	203	24.818	176	207	20	1:27.795	32.157	173	30.424	203	25.214	177	207
10	1:27.253	32.061		30.086	201	25.106	176	207	21	1:28.005	32.278	173	30.370	203	25.357	176	207
11	1:26.812	31.857		30.173	203	24.782	176	206									

62 Hauger, NOR

theoretical besttime: 1:25.655

1	1:36.347	40.166		30.972	205	25.209	180	188	11	2:12.680	1:16.896	173	30.701	201	25.083	178	
2	1:26.990	32.239		30.099	204	24.652	181	212	12	1:26.318	31.997	174	29.782	205	24.539	180	209
3	1:26.547	31.826		30.049	208	24.672	181	212	13	1:26.483	31.663	177	29.727	208	25.093	181	211
4	1:26.295	31.854		29.826	207	24.615	180	215	14	1:26.588	32.035	177	29.802	206	24.751	180	213
5	1:27.457	32.368		30.027	208	25.062	180	211	15	1:26.638	32.316	176	29.662	206	24.660	181	208
6	1:26.770	32.210		29.803	207	24.757	180	214	16	1:26.068	31.749	175	29.609	205	24.710	180	213
7	1:26.010	31.646		29.709	207	24.655	180	213	17	1:26.829	31.866	177	30.082	208	24.881	182	212
8	1:25.781	31.565		29.551	207	24.665	180	214	18	1:27.013	32.030	177	30.022	205	24.961	180	214
9	1:26.567	31.568		29.848	209	25.151	179	212	19	1:27.003	31.986	173	29.710	206	25.307	183	213
10	2:08.944	42.319		35.071	171	51.554	52		20	1:26.953	32.326	175	29.761	206	24.866	180	210



ADAC Formel 4

Top speed list Race 3

Provisional



Motorsportarena Oschersleben, Length: 3667m

Air temperature: 15.3°C

Track temperature: 25.76°C

Weather condition: Dry

DMSB Reg. Nr.: 114/19

Sunday, April 28, 2019 14:40:00

#	Name (NAT)	Team	Car name	Speed	Lap	Race time
62	Dennis Hauger (NOR)	Van Amersfoort Racing (NLD)	ADAC Formel 4	215.56	4	4:35.302
5	Gianluca Petecof (BRA)	Prema Powerteam SRL (ITA)	ADAC Formel 4	214.71	10	13:14.334
8	Lucas Alleco Roy (MCO)	Van Amersfoort Racing (NLD)	ADAC Formel 4	213.86	4	4:38.403
11	Alessandro Famularo (VEN)	Prema Powerteam SRL (ITA)	ADAC Formel 4	213.86	5	6:01.284
6	Ido Cohen (ISR)	Van Amersfoort Racing (NLD)	ADAC Formel 4	213.43	3	3:09.631
10	Oliver Rasmussen (DNK)	Prema Powerteam SRL (ITA)	ADAC Formel 4	213.43	13	17:33.228
21	Theo Pourchaire (FRA)	US Racing - CHRS (DEU)	ADAC Formel 4	212.59	14	19:01.068
26	Joshua Dürksen (PAR)	ADAC Berlin-Brandenburg e.V. (DEU)	ADAC Formel 4	212.18	3	3:04.678
47	Nico Gruber (AUT)	ADAC Berlin-Brandenburg e.V. (DEU)	ADAC Formel 4	211.76	2	1:44.510
3	Paul Aron (EST)	Prema Powerteam SRL (ITA)	ADAC Formel 4	211.76	14	18:58.016
4	Niklas Krütten (DEU)	Van Amersfoort Racing (NLD)	ADAC Formel 4	211.76	21	29:10.690
15	Laszlo Toth (HUN)	R-ACE GP	ADAC Formel 4	211.35	19	26:19.192
2	Nico Göhler (DEU)	ADAC Berlin-Brandenburg e.V. (DEU)	ADAC Formel 4	210.11	5	6:06.164
16	Sebastian Estner (DEU)	Van Amersfoort Racing (NLD)	ADAC Formel 4	209.70	2	1:40.351
14	Gregoire Saucy (SUI)	R-ACE GP	ADAC Formel 4	209.70	3	3:06.158
17	Arthur Leclerc (MCO)	US Racing - CHRS (DEU)	ADAC Formel 4	208.89	3	3:05.574
28	Alessandro Ghiretti (FRA)	US Racing - CHRS (DEU)	ADAC Formel 4	207.69	14	18:55.102
7	Roman Stanek (CZE)	US Racing - CHRS (DEU)	ADAC Formel 4	207.29	14	18:46.018