

ADAC GT Masters

Result List Race 2



Provisional

Motorsportarena Oschersleben, Length: 3667m

Air temperature: 15.43°C

Track temperature: 28.43°C

Weather condition: Dry

DMSB Reg. Nr.: 113/19

Amended
28.4.2019 - 17:15

Sunday, April 28, 2019 13:05:00

started : 27 classified : 24 not classified : 3

	Drivers	Team	Car	Laps	Total Time	Gap	Kph	Lap	Time	Kph
1	1 R.Renaue(DEU)/T.Preining(AUT)	Precote Herberth Motorsport(DEU)	Porsche 911 GT3 R	41	1:01:31.602		146.6	8	1:25.298	154.7
2	28 R.Feller(CHE)(J)/D.Vanthoor(BEL)	MontaplastbyLand-Motorsport(DEU)	Audi R8 LMS GT3	41	1:01:33.057	1.455	146.6	11	1:25.207	154.9
3	82 R.Ineichen(CHE)(T)/F.Perera(FRA)	ORANGE1 by GRT Grasser(AUT)	LamborghiniHuracanGT3E	41	1:01:44.761	13.159	146.1	6	1:25.300	154.7
4	31 P.Niederhauser(CHE)/K.van der Linde(ZAF)	HCB-Rutronik-Racing	Audi R8 LMS GT3	41	1:01:45.792	14.190	146.1	8	1:25.440	154.5
5	19 M.Beretta(ITA)(J)/M.Mapelli(ITA)	ORANGE1 by GRT Grasser(AUT)	LamborghiniHuracanGT3E	41	1:01:46.238	14.636	146.1	6	1:25.339	154.6
6	14 N.Sylvest(DNK)(J)/J.Klingmann(DEU)	MRS GT-Racing(DEU)	BMW M6 GT3	41	1:01:50.260	18.658	146.0	6	1:25.645	154.1
7	18 A.de Leener(BEL)/M.Cairol(ITA)	KÜS TEAM75 Bernhard(DEU)	Porsche 911 GT3 R	41	1:01:57.098	25.496	145.6	8	1:25.149	155.0
8	47 I.Dontje(NLD)/M.Götz(DEU)	MANN-FILTER Team HTP(DEU)	Mercedes-AMG GT3	41	1:01:58.207	26.605	145.7	10	1:25.748	153.9
9	11 E.Erhart(DEU)/P.Kaffer(DEU)	EFP Car Collection by TECE	Audi R8 LMS GT3	41	1:02:02.256	30.654	145.5	10	1:25.648	154.1
10	24 M.Ortmann(DEU)(J)/M.Winkelhock(DEU)	BWT Mücke Motorsport(DEU)	Audi R8 LMS GT3	41	1:02:03.671	32.069	145.6	14	1:25.486	154.4
11	25 J.Schmidt(CHE)(J)/C.Haase(DEU)	BWT Mücke Motorsport(DEU)	Audi R8 LMS GT3	41	1:02:04.150	32.548	145.4	6	1:25.115	155.0
12	77 M.Pommer(DEU)/M.Kirchhöfer(DEU)	Callaway Competition(DEU)	Corvette C7 GT3	41	1:02:04.345	32.743	145.5	10	1:25.771	153.9
13	13 D.Jahn(DEU)/S.Barth(DEU)(T)	RWT Racing(AUT)	Corvette C7 GT3	41	1:02:04.822	33.220	145.5	6	1:25.841	153.7
14	26 N.Rogivue(CHE)(J)/S.Mücke(DEU)	BWT Mücke Motorsport(DEU)	Audi R8 LMS GT3	41	1:02:05.645	34.043	145.5	7	1:25.864	153.7
15	7 L.Ludwig(DEU)/S.Asch(DEU)	HB Racing(AUT)	Ferrari 488 GT3	41	1:02:05.883	34.281	145.5	7	1:25.880	153.7
16	33 F.Salaquarda(CZE)/F.Stippler(DEU)	Team ISR(CZE)	Audi R8 LMS GT3	41	1:02:15.329	43.727	145.1	7	1:25.844	153.7
17	69 J.Slooten(DEU)(T)/L.Luhr(DEU)	Iron Force Racing	Porsche 911 GT3 R	41	1:02:20.105	48.503	144.9	6	1:25.712	154.0
18	21 J.Bleekemolen(NLD)/J.Eriksson(SWE)	TeamZAKSPEEDBKKMobilOilRacing	Mercedes-AMG GT3	41	1:02:21.466	49.864	144.9	9	1:26.113	153.3
19	12 M.Drudi(ITA)(J)/F.Spengler(DEU)	EFP Car Collection by TECE	Audi R8 LMS GT3	41	1:02:22.012	50.410	145.6	22	1:25.599	154.2
20	29 M.Hofer(AUT)(J)/C.Mies(DEU)	MontaplastbyLand-Motorsport(DEU)	Audi R8 LMS GT3	41	1:02:29.911	58.309	144.4	6	1:25.348	154.6
21	63 C.Engelhart(DEU)/M.Bortolotti(ITA)	ORANGE1 by GRT Grasser(AUT)	LamborghiniHuracanGT3E	41	1:02:30.145	58.543	144.2	8	1:25.234	154.8
22	8 D.Marschall(DEU)(J)/C.Schreiner(DEU)(J)	HCB-Rutronik-Racing	Audi R8 LMS GT3	41	1:02:46.533	1:14.931	144.1	20	1:25.999	153.5
23	48 P.Ellis(GBR)/F.Vettel(DEU)(J)	MANN-FILTER Team HTP(DEU)	Mercedes-AMG GT3	40	1:02:22.830	1 LAP	142.0	21	1:25.645	154.1
24	4 W.Triller(DEU)(T)/A.Hoti(DEU)(J)	Aust Motorsport(DEU)	Audi R8 LMS GT3	40	1:02:50.054	1 LAP	140.3	5	1:27.554	150.7

Not classified

17	T.Bernhard(DEU)/K.Bachler(AUT)	KÜS TEAM75 Bernhard(DEU)	Porsche 911 GT3 R	19	30:57.808	22 LAPS	134.7	7	1:25.561	154.2
3	R.Lips(CHE)(T)/M.Hackländer(DEU)	Aust Motorsport(DEU)	Audi R8 LMS GT3	7	11:24.442	34 LAPS	134.6	7	1:25.920	153.6
71	M.Paul(DEU)(J)/S.Reicher(AUT)(J)	T3 Motorsport	Audi R8 LMS GT3							

Disqualified

99	D.Keilwitz(DEU)/M.Martin(BEL)	PROpeak Performance	Aston Martin VantageAMR(
98	H.De Sadeleer(CHE)(J)/V.Hasse-Clot(FRA)(J)	PROpeak Performance	Aston Martin VantageAMR(
36	M.Dienst(DEU)(J)/A.Read(AUS)(J)	Schütz Motorsport(DEU)	Mercedes-AMG GT3

Fastest lap of the race. Car 25 driver Christopher Haase on lap 6. Time 1:25.115, average speed 155.0 km/h.

withdraw of car no. 20

Following stewards decision no. 73 disqualification for car no. 36

Following stewards decision no. 76 disqualification for car no. 99

Following stewards decision no. 82 disqualification for car no. 98

Subject to final scrutineering!

Publication time:	Clerk of the Course: Ralph Bohnhorst	Timekeeper: Steffen Ruhl
-------------------	--------------------------------------	--------------------------

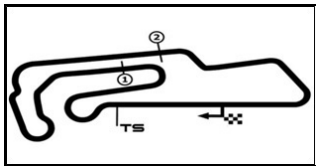
ver: 1.1

www.adac.de/motorsport

Page 1/ 1 printed: 28.4.2019 17:15

ADAC Vorteilsprogramm





ADAC GT Masters

Sector List Race 2



Provisional

Motorsportarena Oschersleben, Length: 3667m

Air temperature: 15.43°C

Track temperature: 28.43°C

Weather condition: Dry

DMSB Reg. Nr.: 113/19

Sunday, April 28, 2019 13:05:00

Lap	Time	SE1	SP1	SE2	SP2	SE3	SP3	TSP	Lap	Time	SE1	SP1	SE2	SP2	SE3	SP3	TSP
1 Renauer, DEU / Preining, AUT									theoretical besttime: 1:25.094								
1	1:30.448	34.867	187	30.366	220	25.215	193	223	22	1:27.451	31.344	187	30.783	223	25.324	193	234
2	1:28.416	31.281	186	30.447	192	26.688	190	231	23	1:44.693	31.475	188	30.612	219	42.606	58	233
3	1:57.082	36.425	141	47.102	157	33.555	171	225	24	2:34.803	1:39.564	188	30.006	221	25.233	193	
4	2:05.229	41.773	145	47.581	94	35.875	194	136	25	1:26.535	31.429	188	30.074	221	25.032	192	231
5	1:25.632	31.081	189	29.653	222	24.898	194	231	26	1:26.224	31.355	188	29.968	221	24.901	193	232
6	1:25.302	30.862	188	29.608	222	24.832	194	233	27	1:26.187	31.387	188	29.978	221	24.822	194	231
7	1:25.815	30.886	188	29.951	222	24.978	195	233	28	1:26.213	31.343	188	29.884	221	24.986	193	232
8	1:25.298	30.980	188	29.593	223	24.725	194	234	29	1:26.519	31.801	189	29.862	221	24.856	193	232
9	1:25.471	31.059	188	29.758	222	24.654	194	233	30	1:25.916	31.215	189	29.904	221	24.797	194	233
10	1:25.323	30.847	188	29.731	222	24.745	194	233	31	1:25.930	31.180	189	29.834	222	24.916	194	232
11	1:25.444	31.039	187	29.682	222	24.723	194	233	32	1:25.913	31.170	188	29.844	221	24.899	193	233
12	1:25.514	30.961	188	29.795	221	24.758	194	233	33	1:25.859	31.190	189	29.776	221	24.893	194	232
13	1:25.647	30.938	189	29.819	223	24.890	194	233	34	1:25.941	31.196		29.902	222	24.843	194	233
14	1:25.997	31.060	189	30.036	221	24.901	194	233	35	1:26.227	31.221	188	29.896	222	25.110	190	233
15	1:25.918	31.111	187	29.824	221	24.983	193	233	36	1:26.433	31.361		29.916	221	25.156	192	230
16	1:26.528	31.351	187	30.178	222	24.999	194	234	37	1:26.279	31.299		30.032	222	24.948	193	232
17	1:26.274	31.224	187	30.098	219	24.952	194	233	38	1:26.141	31.345	189	29.815	222	24.981	193	232
18	1:25.910	31.119	187	29.891	221	24.900	194	233	39	1:26.363	31.309		30.049	221	25.005	194	233
19	1:25.718	31.051	187	29.846	222	24.821	194	232	40	1:26.430	31.331	189	29.988	222	25.111	194	233
20	1:26.234	31.036	188	29.989	223	25.209	194	233	41	1:26.670	31.315		30.097	222	25.258	193	232
21	1:25.675	31.038	187	29.875	221	24.762	194	233									

3 Lips, CHE / Hackländer, DEU									theoretical besttime: 1:25.920								
1	1:36.054	38.605	184	31.994	222	25.455	193	226	5	1:26.784	31.537	187	30.076	222	25.171	193	235
2	1:33.954	31.425	186	34.498	112	28.031	187	235	6	1:26.090	31.176	186	30.096	223	24.818	194	236
3	1:57.495	35.319	106	50.219	117	31.957	111	211	7	1:25.920	31.031	188	30.072	224	24.817	193	236
4	1:58.145	42.222	100	44.749	149	31.174	193	188	8		31.182	187					235

4 Triller, DEU / Hoti, DEU									theoretical besttime: 1:27.320								
1	1:42.295	43.834	183	32.461	219	26.000	191		21	1:32.057	32.375	185	32.293	219	27.389	190	231
2	1:38.335	32.343	186	36.172	105	29.820	188	233	22	1:31.577	33.529	186	31.235	207	26.813	191	205
3	1:55.351	34.553	168	50.771	92	30.027	98	163	23	1:32.130	32.203	186	33.428	219	26.499	192	233
4	1:54.078	41.848		43.270	188	28.960	192	120	24	1:28.743	32.048	185	31.008	221	25.687	192	234
5	1:27.554	31.929	188	30.335	222	25.290	193	235	25	1:30.728	32.318	186	32.137	220	26.273	191	233
6	1:28.025	31.996	181	30.865	222	25.164	192	236	26	1:29.276	32.215	187	31.168	219	25.893	192	234
7	1:27.745	32.035	180	30.523	223	25.187	193	235	27	1:37.351	38.673	186	32.400	216	26.278	190	234
8	1:28.179	31.853	188	30.677	220	25.649	189	235	28	1:30.736	32.450	185	32.026	220	26.260	190	232
9	1:28.153	32.066	188	30.555	221	25.532	190	233	29	1:30.557	33.098	185	31.427	220	26.032	191	189
10	1:28.607	32.003	186	30.903	220	25.701	190	232	30	1:29.264	32.246	186	31.176	220	25.842	192	233
11	1:28.674	32.090	186	30.943	220	25.641	191	233	31	1:28.406	31.821	186	30.963	221	25.622	192	233
12	1:28.348	32.091	186	30.744	220	25.513	190	232	32	1:28.751	31.926		31.121	220	25.704	192	234
13	1:28.663	32.072	186	30.771	220	25.820	190	232	33	1:28.674	31.931	187	30.848	221	25.895	192	234
14	1:29.701	32.566	186	31.249	219	25.886	189	232	34	1:28.792	32.079	186	30.943	218	25.770	192	234
15	1:30.590	33.318	185	31.201	219	26.071	191	232	35	1:28.328	31.987		30.772	221	25.569	192	233
16	1:30.463	33.244	184	31.329	220	25.890	191	233	36	1:28.619	32.192		30.777	220	25.650	192	233
17	1:29.759	32.416	186	31.311	219	26.032	190	233	37	1:28.856	32.037		30.851	221	25.968	191	234
18	1:29.763	32.593	184	31.245	219	25.925	189	231	38	1:28.991	32.253	187	30.880	220	25.858	193	233
19	1:49.682	33.143	184	31.826	219	44.713	57	231	39	1:29.494	32.259		31.221	220	26.014	191	232
20	3:05.310	2:04.904	185	31.942	208	28.464	190		40	1:29.449	32.119		31.268	219	26.062	192	233

7 Ludwig, DEU / Asch, DEU									theoretical besttime: 1:25.741								
1	1:38.461	41.014	188	31.444	223	26.003	193	226	22	1:26.678	31.327	188	30.139	221	25.212	193	232
2	1:36.749	31.696	187	36.592	100	28.461	192	232	23	1:27.383	31.808	188	30.469	220	25.106	192	233
3	1:57.671	34.936	121	52.132	107	30.603	94	215	24	1:27.597	32.124	187	30.390	221	25.083	193	233
4	1:55.268	41.772	86	43.860	191	29.636	194	149	25	1:27.321	31.874	188	30.369	219	25.078	192	233
5	1:26.927	31.317	189	30.315	219	25.295	193	236	26	1:27.128	31.582	187	30.545	220	25.001	191	234
6	1:26.711	31.496	188	30.259	222	24.956	192	236	27	1:26.589	31.487	188	30.364	221	24.738	193	230
7	1:25.880	31.191	186	29.906	222	24.783	193	235	28	1:26.679	31.555	187	30.184	221	24.940	192	231
8	1:26.338	31.097	188	30.309	223	24.932	193	233	29	1:26.802	31.637	187	30.194	221	24.971	192	230
9	1:26.779	31.331	187	30.275	221	25.173	192	234	30	1:26.671	31.474	188	30.145	221	25.052	190	232
10	1:26.925	31.450	188	30.463	222	25.012	192	236	31	1:26.907	31.541	188	30.138	220	25.228	190	230
11	1:26.546	31.360	188	30.323	221	24.863	192	235	32	1:26.753	31.360	188	30.182	220	25.211	191	232

ver: 1.0

www.adac.de/motorsport

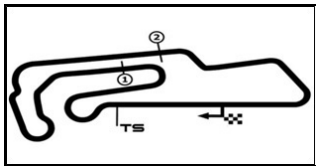
Page 1/ 11 printed: 28.4.2019 14:33

ADAC Vorteilsprogramm



Audi Sport





ADAC GT Masters



Sector List Race 2

Provisional

Motorsportarena Oschersleben, Length: 3667m

Air temperature: 15.43°C

Track temperature: 28.43°C

Weather condition: Dry

DMSB Reg. Nr.: 113/19

Sunday, April 28, 2019 13:05:00

Lap	Time	SE1	SP1	SE2	SP2	SE3	SP3	TSP	Lap	Time	SE1	SP1	SE2	SP2	SE3	SP3	TSP
12	1:26.289	31.404	189	30.110	222	24.775	192	232	33	1:27.056	31.602	188	30.322	219	25.132	191	231
13	1:26.263	31.348	187	30.066	222	24.849	192	232	34	1:27.844	31.518	188	31.063	220	25.263	191	234
14	1:26.400	31.427	187	30.076	223	24.897	192	233	35	1:27.086	31.471	187	30.078	223	25.537	191	233
15	1:26.767	31.499	188	30.158	221	25.110	193	233	36	1:26.567	31.539	186	30.168	219	24.860	192	231
16	1:26.952	31.792	186	30.247	221	24.913	191	233	37	1:26.419	31.457	187	30.191	223	24.771	191	232
17	1:43.497	31.405	187	30.219	222	41.873	59	231	38	1:26.661	31.423	188	30.271	222	24.967	191	231
18	2:35.808	1:40.633	187	30.191	221	24.984	190		39	1:27.029	31.583	187	30.388	219	25.058	192	231
19	1:27.043	31.446	186	30.515	222	25.082	191	233	40	1:26.926	31.486	187	30.448	222	24.992	192	232
20	1:26.790	31.464	187	30.375	220	24.951	191	231	41	1:27.440	31.692	187	30.444	222	25.304	193	232
21	1:26.283	31.265	187	29.925	219	25.093	192	231									

8 Marschall, DEU / Schreiner, DEU

theoretical besttime: 1:25.868

1	1:42.683	44.991	184	31.779	220	25.913	190	202	22	1:26.046	31.088	186	29.934	220	25.024	191	233
2	1:38.355	32.175	186	36.523	100	29.657	190	231	23	1:26.016	31.091	187	29.898	221	25.027	193	231
3	1:55.291	34.491	168	50.927	97	29.873	97	156	24	1:26.241	31.308	188	29.932	221	25.001	193	234
4	1:54.073	41.907	92	43.562	200	28.604	192	100	25	1:26.471	31.268	187	30.142	223	25.061	193	236
5	1:28.550	32.466	182	30.930	223	25.154	193	234	26	1:26.786	31.463	187	30.226	222	25.097	193	235
6	1:27.033	31.397	186	30.456	222	25.180	191	236	27	1:27.242	31.519	186	30.218	222	25.505	192	236
7	1:26.675	31.462	184	30.030	222	25.183	191	234	28	1:27.590	31.698	186	30.436	223	25.456	193	237
8	1:26.750	31.475	187	30.183	222	25.092	190	233	29	1:28.154	31.826	186	30.378	224	25.950	190	235
9	1:26.751	31.563	187	30.193	221	24.995	191	234	30	1:27.341	31.547	187	30.362	223	25.432	192	236
10	1:27.150	31.553	187	30.443	221	25.154	190	233	31	1:27.485	31.649	187	30.520	222	25.316	194	235
11	1:26.970	31.498	187	30.304	220	25.168	191	233	32	1:27.541	31.732	186	30.477	222	25.332	193	236
12	1:27.366	31.563	187	30.509	220	25.294	192	234	33	1:27.566	31.702		30.482	221	25.382	193	237
13	1:27.277	31.642	187	30.399	221	25.236	192	233	34	1:27.173	31.631	186	30.309	223	25.233	193	237
14	1:27.403	31.861	187	30.434	221	25.108	192	235	35	1:27.389	31.780	188	30.324	223	25.285	193	238
15	1:28.020	31.924	184	30.625	220	25.471	191	234	36	1:27.565	31.736		30.386	223	25.443	192	236
16	1:28.893	33.168	186	30.426	221	25.299	191	218	37	1:27.558	31.686		30.335	225	25.537	192	236
17	1:45.644	32.016	186	30.803	219	42.825	58	231	38	1:27.174	31.477	188	30.332	223	25.365	192	237
18	2:34.734	1:39.423	184	30.154	221	25.157	191		39	1:27.370	31.582	186	30.319	223	25.469	193	236
19	1:26.563	31.252	186	30.298	221	25.013	192	232	40	1:27.788	31.552		30.833	223	25.403	194	238
20	1:25.999	31.172	186	29.945	222	24.882	192	233	41	1:51.769	56.284		30.324	222	25.161	191	236
21	1:26.088	31.200	185	29.964	220	24.924	192	234									

11 Erhart, DEU / Kaffer, DEU

theoretical besttime: 1:25.602

1	1:34.730	37.739	185	31.394	222	25.597	192	224	22	1:44.612	31.470	187	30.495	222	42.647	58	234
2	1:33.044	31.529	186	33.294	128	28.221	188	236	23	2:36.277	1:40.328	187	30.521	221	25.428	192	
3	1:57.580	35.893	103	49.391	131	32.296	124	225	24	1:27.817	31.953	187	30.313	220	25.551	190	234
4	1:59.298	41.988	123	45.446	138	31.864	193	200	25	1:27.443	31.839	187	30.396	220	25.208	190	231
5	1:26.340	31.457	189	29.898	223	24.985	193	233	26	1:26.985	31.810	186	30.054	222	25.121	191	
6	1:25.905	31.178	187	29.913	224	24.814	194	235	27	1:26.841	31.675	185	30.034	221	25.132	191	233
7	1:25.994	31.170	187	29.918	221	24.906	192	235	28	1:26.898	31.613	186	30.127	221	25.158	191	233
8	1:25.944	31.277	187	29.832	223	24.835	191	236	29	1:27.531	32.095	186	30.289	222	25.147	192	233
9	1:25.832	31.173	188	29.834	222	24.825	192	233	30	1:27.004	31.639	186	30.220	222	25.145	192	236
10	1:25.648	31.033	188	29.810	222	24.805	191		31	1:27.089	31.685	187	30.133	222	25.271	191	233
11	1:25.919	31.190	187	29.970	221	24.759	192	234	32	1:27.299	31.784	185	30.326	220	25.189	192	233
12	1:25.814	31.055	188	29.861	221	24.898	192	235	33	1:27.009	31.618	186	30.070	222	25.321	190	235
13	1:25.869	31.111	188	29.929	220	24.829	192	234	34	1:27.482	31.714		30.469	222	25.299	190	234
14	1:26.043	31.250	188	29.915	222	24.878	193	233	35	1:28.641	32.380	186	30.809	222	25.452	190	232
15	1:26.223	31.292	188	30.016	221	24.915	193	235	36	1:27.575	31.863		30.398	221	25.314	191	233
16	1:26.172	31.260	187	30.035	221	24.877	192	235	37	1:27.489	31.691		30.437	222	25.361	191	233
17	1:26.132	31.270	188	29.941	222	24.921	192	235	38	1:27.214	31.653		30.244	222	25.317	191	234
18	1:26.346	31.312	187	30.016	222	25.018	191	234	39	1:27.056	31.709	186	30.233	221	25.114	192	234
19	1:26.514	31.443	187	30.086	222	24.985	192	234	40	1:27.291	31.695		30.164	221	25.432	191	233
20	1:26.901	31.303	186	30.479	221	25.119	193	233	41	1:27.614	31.804		30.292	222	25.518	191	232
21	1:26.841	31.437	188	30.328	221	25.076	192	233									

12 Drudi, ITA / Spengler, DEU

theoretical besttime: 1:25.583

1	1:56.054	59.777	183	30.955	221	25.322	191	231	22	1:25.599	31.002	189	29.829	222	24.768	193	235
2	1:28.163	31.224	187	31.496	218	25.443	191	232	23	1:25.660	31.022	189	29.851	221	24.787	192	235
3	1:52.782	31.767	182	51.544	84	29.471	96	232	24	1:25.921	31.198	187	29.885	223	24.838	192	235
4	1:53.794	41.967		43.863	207	27.964	193	102	25	1:26.178	31.217	187	29.957	224	25.004	194	235
5	1:27.057	31.462	186	30.524	221	25.071	193	235	26	1:26.778	31.427	187	30.160	223	25.191	193	236
6	1:26.338	31.348	187	29.884	222	25.106	193	235	27	1:27.231	31.431	188	30.201	224	25.599	190	238

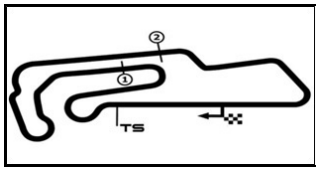
ver: 1.0

www.adac.de/motorsport

Page 2/ 11 printed: 28.4.2019 14:33

ADAC Vorteilsprogramm





ADAC GT Masters

Sector List Race 2

Provisional



Motorsportarena Oschersleben, Length: 3667m

Air temperature: 15.43°C

Track temperature: 28.43°C

Weather condition: Dry

DMSB Reg. Nr.: 113/19

Sunday, April 28, 2019 13:05:00

Lap	Time	SE1	SP1	SE2	SP2	SE3	SP3	TSP	Lap	Time	SE1	SP1	SE2	SP2	SE3	SP3	TSP
7	1:26.732	31.392	186	30.227	221	25.113	192	235	28	1:27.448	31.615	187	30.591	222	25.242	194	236
8	1:26.768	31.315	187	30.538	222	24.915	192	235	29	1:27.688	31.974	187	30.243	222	25.471	192	237
9	1:26.185	31.122	188	30.056	223	25.007	192	236	30	1:27.095	31.454	187	30.307	224	25.334	194	236
10	1:26.688	31.324	187	30.382	221	24.982	192	235	31	1:27.627	31.731	188	30.514	224	25.382	194	237
11	1:26.678	31.407	187	30.248	222	25.023	193	235	32	1:27.666	31.782	187	30.454	224	25.430	191	237
12	1:26.731	31.454	187	30.204	223	25.073	192	236	33	1:27.450	31.567		30.482	225	25.401	192	235
13	1:26.558	31.397	187	30.156	223	25.005	192	236	34	1:27.225	31.618	187	30.238	223	25.369	193	236
14	1:33.130	37.860	185	30.286	221	24.984	192	237	35	1:27.414	31.559	187	30.435	223	25.420	192	237
15	1:27.813	32.491	186	30.220	221	25.102	192	233	36	1:27.478	31.642		30.446	223	25.390	193	236
16	1:28.223	32.319	185	30.567	222	25.337	192	229	37	1:27.495	31.521		30.536	224	25.438	192	236
17	1:45.889	31.916	185	30.596	221	43.377	58	234	38	1:27.262	31.547		30.350	223	25.365	192	236
18	2:36.419	1:41.107	186	30.278	221	25.034	192		39	1:27.315	31.577	187	30.297	223	25.441	193	236
19	1:26.457	31.301	188	30.090	221	25.066	186	233	40	1:27.869	31.767	189	30.691	224	25.411	193	238
20	1:25.815	31.191	187	29.813	222	24.811	193	231	41	1:27.574	31.749		30.379	225	25.446	193	235
21	1:25.765	31.028	188	29.936	221	24.801	194	234									

13 Jahn, DEU / Barth, DEU

theoretical besttime: 1:25.822

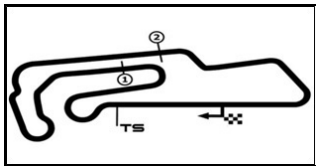
1	1:36.794	39.172	190	31.839	225	25.783	198	225	22	1:27.305	31.975	191	30.158	227	25.172	198	216
2	1:35.138	31.404	191	35.264	98	28.470	189	240	23	1:26.979	31.542	194	30.372	227	25.065	199	243
3	1:56.957	35.117	115	50.947	114	30.893	103	196	24	1:27.931	31.568	193	31.035	228	25.328	199	244
4	1:57.365	42.354	89	44.649	141	30.362	197	194	25	1:27.199	31.496	193	30.516	228	25.187	198	243
5	1:27.004	31.422	192	30.282	227	25.300	197	238	26	1:27.047	31.461	194	30.394	228	25.192	197	242
6	1:25.841	31.066	192	29.895	227	24.880	198	239	27	1:26.768	31.359	195	30.323	229	25.086	200	241
7	1:25.938	31.099	192	29.887	228	24.952	197	239	28	1:26.878	31.347	193	30.386	229	25.145	199	243
8	1:27.006	31.260	191	30.294	225	25.452	195	241	29	1:26.753	31.344	194	30.240	229	25.169	198	242
9	1:26.814	31.753	191	30.017	226	25.044	198	237	30	1:26.757	31.317	194	30.235	230	25.205	197	244
10	1:26.260	31.105	193	30.187	226	24.968	196	239	31	1:27.080	31.334	194	30.439	227	25.307	198	239
11	1:26.149	31.203	192	29.970	226	24.976	197	239	32	1:27.062	31.369	194	30.460	228	25.233	198	242
12	1:26.295	31.217	191	30.092	226	24.986	196	238	33	1:26.750	31.400	193	30.247	228	25.103	199	243
13	1:26.352	31.311	192	30.038	226	25.003	196	238	34	1:27.116	31.404		30.419	229	25.293	199	245
14	1:26.327	31.339	191	29.931	226	25.057	196	238	35	1:27.643	31.466	195	30.470	229	25.707	198	244
15	1:26.480	31.234	192	30.208	224	25.038	196	238	36	1:28.005	31.590		30.788	229	25.627	197	242
16	1:26.604	31.516	190	30.034	227	25.054	197	238	37	1:27.464	31.558		30.545	231	25.361	200	243
17	1:43.258	31.358	191	29.982	228	41.918	59	238	38	1:27.462	31.560		30.576	229	25.326	199	244
18	2:34.773	1:39.583	192	30.146	226	25.044	198		39	1:27.215	31.559	191	30.401	228	25.255	199	243
19	1:26.343	31.242	194	30.053	221	25.048	197	241	40	1:27.393	31.496		30.468	230	25.429	200	242
20	1:26.099	31.253	193	29.977	225	24.869	200	240	41	1:27.589	31.620		30.480	230	25.489	197	242
21	1:26.629	31.086	194	29.896	230	25.647	195	241									

14 Sylvest, DNK / Klingmann, DEU

theoretical besttime: 1:25.518

1	1:34.183	37.687	187	30.827	226	25.669	197	224	22	1:26.568	31.475	191	30.203	226	24.890	196	236
2	1:32.241	31.635	189	33.125	117	27.481	195	238	23	1:26.463	31.500	191	30.069	226	24.894	195	238
3	1:57.909	36.718	112	48.390	118	32.801	144	176	24	1:26.384	31.293	191	30.186	225	24.905	196	236
4	1:59.848	41.350	147	46.299	138	32.199	196	144	25	1:26.089	31.270	191	29.988	226	24.831	196	237
5	1:26.457	31.504	189	29.874	226	25.079	197	237	26	1:27.277	31.568	190	30.471	226	25.238	197	238
6	1:25.645	31.079	188	29.791	225	24.775	197	238	27	1:26.418	31.373	191	30.101	225	24.944	194	236
7	1:25.880	31.087	189	29.881	226	24.912	196	239	28	1:26.555	31.503	191	30.041	225	25.011	194	236
8	1:25.708	31.090	189	29.725	226	24.893	196	237	29	1:26.687	31.518	191	30.141	225	25.028	196	235
9	1:25.802	31.144	188	29.845	226	24.813	196	237	30	1:26.654	31.442	191	30.123	225	25.089	195	237
10	1:25.655	31.081	190	29.860	225	24.714	197	237	31	1:26.908	31.718	191	30.237	225	24.953	195	236
11	1:25.850	31.165	189	29.835	226	24.850	197	238	32	1:26.809	31.459	190	30.084	225	25.266	196	237
12	1:25.813	31.100	188	29.901	225	24.812	197	238	33	1:26.691	31.492	191	30.085	225	25.114	196	237
13	1:25.962	31.199	189	29.947	226	24.816	197	238	34	1:26.385	31.405		30.044	226	24.936	197	237
14	1:26.168	31.318	189	29.899	226	24.951	195	239	35	1:26.625	31.369	192	30.226	225	25.030	196	238
15	1:26.078	31.268	189	29.888	226	24.922	196	238	36	1:27.125	31.435		30.324	224	25.366	193	236
16	1:26.074	31.288	189	29.940	227	24.846	197	239	37	1:26.992	31.531		30.338	225	25.123	196	237
17	1:26.566	31.335	189	30.165	227	25.066	196	240	38	1:26.763	31.404	191	30.265	225	25.094	197	238
18	1:26.190	31.321	190	29.878	227	24.991	196	238	39	1:26.564	31.292	192	30.247	225	25.025	197	237
19	1:43.257	31.295	189	29.987	226	41.975	59	237	40	1:27.468	31.514		30.550	224	25.404	194	237
20	2:37.472	1:41.755	189	30.457	225	25.260	194		41	1:27.319	31.696		30.378	226	25.245	194	236
21	1:26.758	31.592	190	30.164	226	25.002	196	236									





ADAC GT Masters



Sector List Race 2

Provisional

Motorsportarena Oschersleben, Length: 3667m

Air temperature: 15.43°C

Track temperature: 28.43°C

Weather condition: Dry

DMSB Reg. Nr.: 113/19

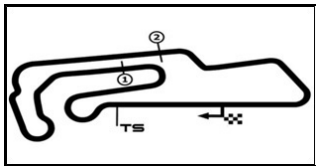
Sunday, April 28, 2019 13:05:00

Lap	Time	SE1	SP1	SE2	SP2	SE3	SP3	TSP	Lap	Time	SE1	SP1	SE2	SP2	SE3	SP3	TSP
17 Bernhard, DEU / Bachler, AUT									theoretical besttime: 1:25.446								
1	1:34.088	37.522	189	30.807	223	25.759	194	223	11	1:25.645	31.026	189	29.773	222	24.846	194	233
2	1:31.248	31.231	187	32.769	132	27.248	191	230	12	1:25.871	31.108	189	29.872	222	24.891	194	233
3	1:57.731	36.585	111	48.921	123	32.225	153	176	13	1:26.102	31.159	190	29.974	222	24.969	194	234
4	2:00.777	41.131	109	47.229	151	32.417	194	174	14	1:25.949	31.086	189	29.979	222	24.884	194	233
5	1:26.268	31.477	189	29.977	223	24.814	194	234	15	1:26.106	31.100	189	30.210	222	24.796	194	234
6	1:25.788	31.126	188	29.843	221	24.819	194	234	16	1:26.345	31.330	189	30.121	223	24.894	194	235
7	1:25.561	30.946	188	29.829	222	24.786	193	233	17	1:43.584	31.453	188	30.053	223	42.078	58	235
8	1:25.708	31.048	189	29.933	221	24.727	194	233	18	2:34.532	1:39.468	187	29.976	222	25.088	193	
9	1:25.912	31.125	189	29.932	222	24.855	193	234	19	2:24.898	31.418	189	1:06.101	160	47.379	58	232
10	1:25.695	31.081	189	29.873	222	24.741	193	233									

Lap	Time	SE1	SP1	SE2	SP2	SE3	SP3	TSP	Lap	Time	SE1	SP1	SE2	SP2	SE3	SP3	TSP
18 de Leener, BEL / Cairoli, ITA									theoretical besttime: 1:25.030								
1	1:30.999	35.386	186	30.355	220	25.258	191	224	22	1:27.035	31.240	186	30.475	221	25.320	193	231
2	1:28.468	31.281	187	30.489	184	26.698	190	230	23	1:45.138	31.514	187	30.437	221	43.187	58	232
3	1:57.096	36.511	137	47.162	183	33.423	174	223	24	2:41.330	1:45.627	186	30.512	220	25.191	192	
4	2:04.969	41.910	127	47.249	91	35.810	193	133	25	1:27.310	31.669	185	30.346	219	25.295	192	232
5	1:25.617	31.144	188	29.699	222	24.774	193	232	26	1:27.774	31.786	185	30.528	219	25.460	191	232
6	1:25.429	30.830	187	29.701	221	24.898	188	232	27	1:27.576	31.929	188	30.260	219	25.387	192	212
7	1:25.757	31.154	188	29.790	221	24.813	193	229	28	1:26.850	31.626	187	30.160	220	25.064	193	232
8	1:25.149	30.889	187	29.694	222	24.566	193	231	29	1:26.953	31.513	188	30.088	220	25.352	193	232
9	1:25.723	31.017	188	29.963	221	24.743	192	232	30	1:27.013	31.560	189	30.293	221	25.160	193	234
10	1:25.502	30.860	187	29.943	219	24.699	192	231	31	1:26.754	31.424	189	30.274	220	25.056	193	232
11	1:25.155	30.770	187	29.729	220	24.656	193	231	32	1:26.723	31.494	188	30.118	220	25.111	192	233
12	1:25.566	30.968	186	29.806	221	24.792	193	232	33	1:27.380	31.708	188	30.153	220	25.519	193	233
13	1:25.650	30.895	188	29.950	221	24.805	193	232	34	1:27.223	31.550		30.180	221	25.493	191	233
14	1:25.985	31.028	188	30.037	220	24.920	192	232	35	1:27.747	31.887	186	30.560	220	25.300	193	231
15	1:25.905	31.215	187	29.967	220	24.723	192	231	36	1:27.513	31.721		30.512	220	25.280	193	231
16	1:26.404	31.225	186	30.264	221	24.915	193	232	37	1:26.965	31.612		30.141	220	25.212	193	232
17	1:26.555	31.244	186	30.126	222	25.185	192	233	38	1:27.434	31.955		30.271	220	25.208	194	233
18	1:25.828	31.182	187	29.891	221	24.755	192	233	39	1:27.430	31.795		30.305	221	25.330	192	233
19	1:26.040	31.186	186	30.030	221	24.824	193	231	40	1:27.562	31.781	188	30.304	220	25.477	191	232
20	1:25.828	31.141	187	29.829	222	24.858	193	231	41	1:27.760	31.826		30.468	220	25.466	191	231
21	1:26.003	31.362	188	29.802	222	24.839	193	232									

Lap	Time	SE1	SP1	SE2	SP2	SE3	SP3	TSP	Lap	Time	SE1	SP1	SE2	SP2	SE3	SP3	TSP
19 Beretta, ITA / Mapelli, ITA									theoretical besttime: 1:25.224								
1	1:32.647	36.753	186	30.818	220	25.076	192	217	22	1:26.931	31.310	186	30.516	220	25.105	191	233
2	1:30.830	31.424	186	32.023	151	27.383	189	233	23	1:26.265	31.315	188	30.020	223	24.930	194	232
3	1:57.188	35.504	141	48.657	120	33.027	138	229	24	1:27.195	31.832	186	30.232	223	25.131	192	234
4	2:02.259	40.983	123	47.361	127	33.915	192	187	25	1:26.953	31.676	186	30.167	221	25.110	192	232
5	1:25.973	31.421	187	29.808	221	24.744	193	233	26	1:26.698	31.439	186	30.132	222	25.127	192	233
6	1:25.339	30.900	188	29.651	222	24.788	193	233	27	1:26.466	31.456	186	29.975	223	25.035	193	234
7	1:25.848	31.156	188	29.990	222	24.702	192	233	28	1:26.462	31.436	186	30.007	223	25.019	194	234
8	1:25.450	31.032	188	29.745	223	24.673	193	233	29	1:27.648	32.037	183	30.418	222	25.193	192	234
9	1:25.650	31.026	186	29.768	222	24.856	193	233	30	1:26.276	31.352	187	29.920	223	25.004	192	234
10	1:25.563	31.021	187	29.825	222	24.717	193	233	31	1:26.486	31.417	187	30.107	223	24.962	193	234
11	1:25.818	30.988	188	30.032	222	24.798	193	233	32	1:26.589	31.402	185	30.094	223	25.093	193	235
12	1:25.745	31.013	187	29.840	222	24.892	192	233	33	1:26.978	31.575	186	30.152	222	25.251	193	235
13	1:25.812	31.015	186	29.866	222	24.931	192	233	34	1:27.078	31.396		30.158	222	25.524	192	234
14	1:25.872	31.075	187	29.887	222	24.910	192	233	35	1:26.538	31.322	187	30.010	223	25.206	192	233
15	1:26.410	31.199	187	30.267	221	24.944	192	233	36	1:26.750	31.492		29.982	222	25.276	192	233
16	1:26.338	31.371	186	30.112	222	24.855	192	233	37	1:27.558	32.191		30.170	223	25.197	193	230
17	1:43.288	31.158	187	30.063	222	42.067	58	234	38	1:26.267	31.295	187	29.948	223	25.024	192	234
18	2:36.147	1:40.100	183	30.877	221	25.170	191		39	1:26.726	31.361	187	30.217	222	25.148	192	234
19	1:26.234	31.229	187	30.023	221	24.982	193	232	40	1:26.641	31.416		30.129	222	25.096	193	233
20	1:26.024	31.311	188	29.922	222	24.791	192	233	41	1:27.101	31.488		30.437	223	25.176	192	234
21	1:26.197	31.248	186	29.965	221	24.984	193	233									





ADAC GT Masters

Sector List Race 2



Provisional

Motorsportarena Oschersleben, Length: 3667m

Air temperature: 15.43°C

Track temperature: 28.43°C

Weather condition: Dry

DMSB Reg. Nr.: 113/19

Sunday, April 28, 2019 13:05:00

Lap	Time	SE1	SP1	SE2	SP2	SE3	SP3	TSP	Lap	Time	SE1	SP1	SE2	SP2	SE3	SP3	TSP
21 Bleekemolen, NLD / Eriksson, SWE									theoretical besttime: 1:26.111								
1	1:39.159	42.594	185	31.159	220	25.406	193	228	22	1:27.091	31.663	188	30.222	220	25.206	192	231
2	1:39.966	31.931	187	37.800	109	30.235	180	234	23	1:27.060	31.498	188	30.265	221	25.297	192	232
3	1:55.146	33.553	142	51.802	92	29.791	88	198	24	1:27.474	31.637	187	30.299	221	25.538	192	233
4	1:54.715	42.117		43.377	194	29.221	192	128	25	1:27.538	31.845	187	30.357	222	25.336	190	234
5	1:27.082	31.551	187	30.181	221	25.350	192	233	26	1:27.012	31.595	188	30.235	221	25.182	191	233
6	1:26.927	31.424	188	30.265	222	25.238	192	234	27	1:27.612	31.664	188	30.414	221	25.534	193	233
7	1:26.445	31.348	188	30.190	221	24.907	192	233	28	1:27.686	31.813	186	30.397	221	25.476	192	234
8	1:26.396	31.397	187	30.110	222	24.889	192	232	29	1:27.649	31.830	187	30.406	221	25.413	192	232
9	1:26.113	31.230	187	30.112	221	24.771	192	233	30	1:27.334	31.678	187	30.330	223	25.326	192	234
10	1:26.715	31.309	188	30.259	221	25.147	192	233	31	1:27.730	31.920	187	30.404	223	25.406	192	234
11	1:26.683	31.438	188	30.287	221	24.958	193	234	32	1:27.458	31.691	187	30.349	222	25.418	192	234
12	1:27.125	31.668	187	30.486	220	24.971	191	235	33	1:27.500	31.783		30.372	222	25.345	192	234
13	1:26.742	31.486	188	30.248	221	25.008	191	232	34	1:27.236	31.632	187	30.303	221	25.301	192	233
14	1:26.671	31.462	188	30.225	221	24.984	191	232	35	1:27.420	31.578	187	30.389	222	25.453	192	233
15	1:26.767	31.462	187	30.282	220	25.023	192	232	36	1:27.488	31.672		30.458	222	25.358	193	233
16	1:26.856	31.659	187	30.175	221	25.022	191	233	37	1:27.432	31.694		30.508	222	25.230	192	234
17	1:43.644	31.459	188	30.191	220	41.994	59	233	38	1:27.205	31.475		30.394	222	25.336	192	234
18	2:37.299	1:41.236	186	30.632	221	25.431	191		39	1:27.451	31.606	187	30.429	222	25.416	192	235
19	1:27.418	31.717	187	30.496	220	25.205	191	232	40	1:27.699	31.789		30.396	223	25.514	193	234
20	1:27.302	31.673	187	30.348	221	25.281	191	231	41	1:27.868	31.740		30.612	222	25.516	192	233
21	1:27.352	31.735	187	30.329	221	25.288	191	231									

Lap	Time	SE1	SP1	SE2	SP2	SE3	SP3	TSP	Lap	Time	SE1	SP1	SE2	SP2	SE3	SP3	TSP
24 Ortmann, DEU / Winkelhock, DEU									theoretical besttime: 1:25.282								
1	1:37.233	39.769	180	31.622	219	25.842	189	229	22	1:27.189	31.692	187	30.327	221	25.170	193	233
2	1:35.686	31.353	186	35.694	94	28.639	188	234	23	1:27.192	31.484	187	30.437	220	25.271	193	234
3	1:56.665	34.876	116	51.121	123	30.668	101	221	24	1:28.130	31.865	186	31.003	221	25.262	192	235
4	1:57.095	42.250	87	44.685	151	30.160	192	184	25	1:26.973	31.522	187	30.312	221	25.139	192	233
5	1:27.018	31.341	186	30.489	218	25.188	191	234	26	1:27.040	31.681	187	30.140	220	25.219	192	233
6	1:25.697	31.011	187	29.942	223	24.744	193	233	27	1:26.780	31.503	187	30.186	221	25.091	192	233
7	1:25.963	31.184	185	30.058	222	24.721	192	235	28	1:26.584	31.405	187	30.132	222	25.047	192	234
8	1:26.605	31.194	184	30.376	222	25.035	191	235	29	1:26.983	31.471	187	30.266	221	25.246	192	233
9	1:25.920	31.227	186	30.024	220	24.669	192	232	30	1:26.782	31.351	187	30.227	221	25.204	192	234
10	1:25.869	31.146	187	30.034	220	24.689	191	232	31	1:26.970	31.448	187	30.256	222	25.266	192	234
11	1:25.617	31.132	186	29.847	221	24.638	190	233	32	1:26.955	31.501	187	30.239	221	25.215	192	234
12	1:25.520	31.110	187	29.814	222	24.596	191	232	33	1:26.858	31.406	188	30.229	221	25.223	192	235
13	1:25.626	31.118	187	29.833	222	24.675	191	233	34	1:27.226	31.523	188	30.452	221	25.251	192	234
14	1:25.486	31.215	187	29.690	222	24.581	191	233	35	1:27.838	31.536	187	30.842	221	25.460	192	234
15	1:26.118	31.250	188	29.948	221	24.920	191	234	36	1:27.966	31.932		30.474	222	25.560	191	234
16	1:26.333	31.479	187	30.110	222	24.744	192	234	37	1:27.504	31.706		30.457	221	25.341	192	233
17	1:26.253	31.263	187	30.109	221	24.881	192	236	38	1:27.239	31.674		30.319	222	25.246	192	234
18	1:25.970	31.246	187	29.917	221	24.807	190	233	39	1:27.201	31.545	187	30.311	222	25.345	192	234
19	1:25.705	31.250	188	29.758	222	24.697	191	232	40	1:27.453	31.573		30.524	222	25.356	192	234
20	1:44.638	31.403	188	30.413	222	42.822	58	233	41	1:27.749	31.758		30.350	221	25.641	186	233
21	2:38.042	1:40.437	183	31.160	220	26.445	192										

Lap	Time	SE1	SP1	SE2	SP2	SE3	SP3	TSP	Lap	Time	SE1	SP1	SE2	SP2	SE3	SP3	TSP
25 Schmidt, CHE / Haase, DEU									theoretical besttime: 1:25.115								
1	1:33.131	36.898	188	30.995	220	25.238	192	226	22	1:27.199	31.691	186	30.270	221	25.238	192	233
2	1:30.894	31.284	187	32.279	136	27.331	189	233	23	1:26.790	31.616	187	30.125	222	25.049	192	234
3	1:57.358	35.838	135	48.739	122	32.781	130	222	24	1:28.047	31.744	187	30.910	222	25.393	192	234
4	2:01.849	41.047	115	47.232	135	33.570	193	182	25	1:27.060	31.598	186	30.350	222	25.112	192	234
5	1:26.143	31.377	189	30.086	222	24.680	193	234	26	1:26.981	31.536	187	30.263	222	25.182	192	235
6	1:25.115	30.797	188	29.798	223	24.520	193	235	27	1:26.960	31.559	186	30.275	221	25.126	192	235
7	1:25.984	31.200	187	30.055	222	24.729	193	235	28	1:26.658	31.459	187	30.191	222	25.008	191	235
8	1:25.527	30.990	186	29.830	223	24.707	193	234	29	1:26.750	31.444	187	30.182	222	25.124	193	233
9	1:25.654	30.974	187	29.978	221	24.702	192	234	30	1:26.877	31.442	186	30.266	222	25.169	193	235
10	1:25.725	30.996	186	29.993	221	24.736	191	234	31	1:26.819	31.468	188	30.186	222	25.165	192	235
11	1:25.668	31.040	187	29.864	222	24.764	192	233	32	1:27.039	31.566	186	30.234	222	25.239	193	235
12	1:25.756	31.081	187	29.897	222	24.778	192	234	33	1:27.021	31.571	188	30.331	221	25.119	193	235
13	1:25.933	31.140	186	29.924	222	24.869	191	234	34	1:27.112	31.598	187	30.255	223	25.259	192	235
14	1:25.920	31.127	187	30.035	221	24.758	192	233	35	1:27.685	31.570	187	30.604	222	25.511	192	235
15	1:26.163	31.138	187	30.150	221	24.875	192	234	36	1:27.968	31.847		30.634	219	25.487	192	235
16	1:26.421	31.430	186	30.094	223	24.897	192	235	37	1:27.656	31.758		30.519	221	25.379	193	235
17	1:26.038	31.273	186	29.989	222	24.776	192	235	38	1:27.309	31.457		30.487	223	25.365	192	235

ver: 1.0

www.adac.de/motorsport

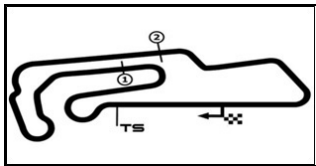
Page 5/ 11 printed: 28.4.2019 14:33

ADAC Vorteilsprogramm



Audi Sport





ADAC GT Masters



Sector List Race 2

Provisional

Motorsportarena Oschersleben, Length: 3667m

Air temperature: 15.43°C

Track temperature: 28.43°C

Weather condition: Dry

DMSB Reg. Nr.: 113/19

Sunday, April 28, 2019 13:05:00

Lap	Time	SE1	SP1	SE2	SP2	SE3	SP3	TSP	Lap	Time	SE1	SP1	SE2	SP2	SE3	SP3	TSP
18	1:25.840	31.162	186	29.955	221	24.723	191	234	39	1:27.267	31.607	187	30.409	223	25.251	193	234
19	1:44.964	31.357	187	30.659	223	42.948	58	233	40	1:27.318	31.560		30.477	222	25.281	192	235
20	2:42.092	1:46.605	186	30.371	220	25.116	191		41	1:27.738	31.708		30.492	223	25.538	191	233
21	1:27.721	31.401	186	30.457	221	25.863	191	233									

26 Rogivue, CHE / Mücke, DEU

theoretical besttime: 1:25.830

1	1:37.631	40.201	187	31.530	222	25.900	192	233	22	2:35.862	1:40.046	186	30.377	221	25.439	191	
2	1:36.304	31.595	187	36.178	97	28.531	188	236	23	1:27.374	31.785	187	30.180	221	25.409	191	232
3	1:56.875	34.917	121	52.020	102	29.938	104	215	24	1:27.648	32.101	185	30.305	221	25.242	192	232
4	1:56.533	42.630	90	43.971	166	29.932	192	167	25	1:27.225	31.845	186	30.089	220	25.291	191	235
5	1:27.039	31.269	188	30.406	221	25.364	192	234	26	1:26.981	31.576	186	30.266	220	25.139	191	233
6	1:26.095	31.317	187	29.926	223	24.852	192	236	27	1:26.724	31.672	186	30.006	221	25.046	191	232
7	1:25.864	31.185	187	29.826	223	24.853	192	234	28	1:26.692	31.459	186	30.084	220	25.149	191	233
8	1:26.683	31.370	187	30.215	222	25.098	191	234	29	1:26.755	31.547	186	30.082	220	25.126	190	232
9	1:26.831	31.343	187	30.296	222	25.192	191	234	30	1:26.561	31.418	186	29.991	222	25.152	191	233
10	1:26.983	31.629	186	30.113	221	25.241	191	233	31	1:26.826	31.535	187	30.042	220	25.249	191	233
11	1:26.285	31.325	186	30.010	221	24.950	192	233	32	1:26.846	31.502	186	30.066	221	25.278	192	233
12	1:26.077	31.152	186	29.936	221	24.989	190	233	33	1:27.074	31.679	186	30.174	221	25.221	192	234
13	1:26.325	31.312	186	30.065	222	24.948	190	232	34	1:26.888	31.558	186	30.075	221	25.255	191	233
14	1:26.251	31.289	187	30.019	221	24.943	191	232	35	1:26.530	31.444	186	29.992	220	25.094	192	233
15	1:26.631	31.416	187	30.150	220	25.065	191	233	36	1:26.904	31.548		30.194	221	25.162	192	233
16	1:26.625	31.502	186	30.030	222	25.093	191	233	37	1:27.019	31.599		30.208	222	25.212	192	234
17	1:26.685	31.458	186	30.101	221	25.126	190	234	38	1:27.069	31.627		30.191	221	25.251	193	235
18	1:26.762	31.569	186	30.076	220	25.117	190	231	39	1:26.946	31.488	188	30.224	223	25.234	193	235
19	1:26.865	31.555	186	30.243	219	25.067	191	231	40	1:27.259	31.598		30.188	223	25.473	191	236
20	1:27.194	31.535	187	30.341	221	25.318	191	232	41	1:27.494	31.650		30.319	223	25.525	190	234
21	1:44.430	31.540	186	30.153	220	42.737	58	232									

28 Feller, CHE / Vanthoor, BEL

theoretical besttime: 1:25.059

1	1:31.156	35.862	184	30.401	222	24.893	193	225	22	1:27.150	31.515	187	30.110	221	25.525	193	232
2	1:29.599	31.582	188	30.934	172	27.083	189	233	23	1:25.756	31.211	186	29.868	221	24.677	193	234
3	1:57.543	36.240	134	48.683	145	32.620	147	228	24	1:25.928	31.261	187	29.773	222	24.894	193	233
4	2:03.720	41.383	120	46.887	120	35.450	193	203	25	1:26.465	31.490	187	30.057	223	24.918	194	235
5	1:25.491	31.112	188	29.587	221	24.792	194	235	26	1:26.315	31.401	187	29.961	223	24.953	193	236
6	1:25.380	30.912	187	29.565	224	24.903	193	235	27	1:26.274	31.322	188	30.009	223	24.943	193	235
7	1:25.798	31.303	187	29.632	224	24.863	193	234	28	1:26.032	31.116	186	29.992	222	24.924	195	234
8	1:25.287	30.919	186	29.779	225	24.589	193	235	29	1:26.757	31.715	187	30.116	222	24.926	194	235
9	1:25.637	31.005	187	29.854	223	24.778	194	235	30	1:25.983	31.269	186	29.895	222	24.819	193	234
10	1:25.537	31.024	188	29.635	222	24.878	194	234	31	1:25.892	31.234	187	29.859	224	24.799	195	236
11	1:25.207	30.992	188	29.633	223	24.582	193	236	32	1:25.824	31.071	188	29.911	223	24.842	193	235
12	1:25.510	31.019	187	29.744	223	24.747	194	235	33	1:26.033	31.174	188	29.929	223	24.930	194	234
13	1:25.754	31.112	187	29.881	223	24.761	193	235	34	1:25.898	31.139	189	29.868	223	24.891	193	234
14	1:25.784	31.105	189	29.772	223	24.907	194	233	35	1:25.973	31.154	187	29.941	225	24.878	194	233
15	1:26.037	31.343	188	29.929	222	24.765	193	235	36	1:26.876	31.572		30.138	222	25.166	193	235
16	1:26.348	31.268	187	29.992	222	25.088	193	236	37	1:26.362	31.508		30.007	224	24.847	194	236
17	1:26.470	31.302	188	30.000	224	25.168	194	235	38	1:26.198	31.286	187	29.911	223	25.001	193	235
18	1:25.959	31.298	186	29.898	223	24.763	193	233	39	1:26.351	31.286		30.024	223	25.041	193	235
19	1:26.126	31.246	188	29.845	224	25.035	191	234	40	1:26.589	31.286	187	30.215	221	25.088	194	235
20	1:43.223	31.276	188	29.846	223	42.101	58	233	41	1:27.052	31.600	188	30.196	222	25.256	190	233
21	2:35.783	1:39.800	187	30.345	222	25.638	191										

29 Hofer, AUT / Mies, DEU

theoretical besttime: 1:25.348

1	1:33.395	37.120	185	30.896	223	25.379	194		22	1:27.009	31.534	188	30.116	222	25.359	191	233
2	1:31.454	31.382	187	32.541	139	27.531	183	235	23	1:43.259	31.350	187	30.170	222	41.739	58	234
3	1:57.489	36.182	117	48.858	119	32.449	132	225	24	1:44.108	48.706	187	30.286	222	25.116	192	
4	2:01.190	41.069	114	46.896	132	33.225	194	152	25	1:26.575	31.459	186	30.086	222	25.030	193	234
5	1:26.351	31.417	189	30.081	223	24.853	195	235	26	1:26.354	31.375	187	29.987	222	24.992	193	234
6	1:25.348	31.005	189	29.782	223	24.561	194	235	27	1:26.520	31.366	187	30.075	221	25.079	192	235
7	1:25.785	31.026	188	29.880	224	24.879	193	235	28	1:26.882	31.492	188	30.310	221	25.080	191	234
8	1:25.853	31.125	188	29.900	225	24.828	194	235	29	1:27.089	31.542	186	30.331	222	25.216	192	235
9	1:25.816	31.143	188	29.930	224	24.743	193	235	30	1:26.820	31.454	188	30.244	222	25.122	192	237
10	1:25.662	31.098	187	29.901	223	24.663	194	235	31	1:27.011	31.635	187	30.207	223	25.169	192	235
11	1:25.711	31.046	188	29.879	222	24.786	193	236	32	1:26.947	31.598	187	30.247	222	25.102	193	234
12	1:25.899	31.121	187	29.890	223	24.888	194	234	33	1:26.810	31.311		30.296	222	25.203	192	234

ver: 1.0

www.adac.de/motorsport

Page 6/ 11 printed: 28.4.2019 14:33

ADAC Vorteilsprogramm



Audi Sport



CAMP DAVID

DEKRA



Herrenausstatter.de

KÄRCHER

KÜHNE+NAGEL



postcon

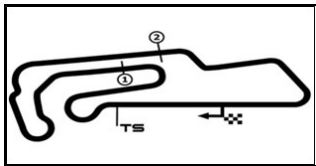


RAVENOL



DMSB





ADAC GT Masters



Sector List Race 2

Provisional

Motorsportarena Oschersleben, Length: 3667m

Air temperature: 15.43°C

Track temperature: 28.43°C

Weather condition: Dry

DMSB Reg. Nr.: 113/19

Sunday, April 28, 2019 13:05:00

Lap	Time	SE1	SP1	SE2	SP2	SE3	SP3	TSP	Lap	Time	SE1	SP1	SE2	SP2	SE3	SP3	TSP
13	1:26.009	31.136	189	29.948	224	24.925	193	236	34	1:26.767	31.410	187	30.155	222	25.202	192	234
14	1:25.954	31.136	188	29.993	222	24.825	193	235	35	1:27.308	31.540	187	30.375	221	25.393	191	235
15	1:26.214	31.204	188	30.178	223	24.832	194	234	36	1:27.381	31.672		30.422	221	25.287	191	233
16	1:26.388	31.281	188	30.085	225	25.022	193	234	37	1:27.068	31.722		30.260	222	25.086	191	234
17	1:26.538	31.401	188	30.113	224	25.024	193	236	38	1:26.908	31.464	186	30.302	221	25.142	193	235
18	1:43.119	31.363	188	29.959	223	41.797	59	235	39	1:27.498	31.790	186	30.307	224	25.401	192	236
19	2:36.629	1:39.964	186	31.506	219	25.159	192		40	1:27.542	31.831		30.426	223	25.285	192	234
20	1:27.114	31.743	185	30.303	221	25.068	192	233	41	1:29.634	33.733		30.340	223	25.561	192	234
21	1:26.503	31.463	187	30.125	222	24.915	192	234									

31 Niederhauser, CHE / van der Linde, ZAF

theoretical besttime: 1:25.328

1	1:31.781	36.075	187	30.690	221	25.016	193	230	22	1:43.779	31.397	186	30.201	220	42.181	58	232
2	1:30.320	31.322	186	31.476	160	27.522	189	232	23	2:36.628	1:41.013	185	30.404	219	25.211	191	
3	1:56.542	35.407	135	48.891	143	32.244	142	219	24	1:27.235	31.795	185	30.234	221	25.206	191	233
4	2:03.708	41.736	113	46.766	114	35.206	192	183	25	1:26.781	31.583	186	30.225	220	24.973	192	233
5	1:25.756	31.260	188	29.797	223	24.699	193	234	26	1:26.766	31.401	187	30.263	221	25.102	192	233
6	1:25.454	30.884	187	29.800	222	24.770	191	234	27	1:26.422	31.360	187	30.040	221	25.022	192	233
7	1:25.801	31.327	187	29.745	222	24.729	193	232	28	1:26.404	31.264	186	30.197	221	24.943	193	233
8	1:25.440	30.933	187	29.790	223	24.717	192	235	29	1:27.694	32.301	184	30.295	221	25.098	191	235
9	1:25.631	31.065	186	29.830	221	24.736	193	235	30	1:26.307	31.268	187	29.988	222	25.051	191	233
10	1:25.573	30.997	187	29.838	221	24.738	192	235	31	1:26.555	31.462	187	30.023	221	25.070	192	234
11	1:25.740	31.153	187	29.865	222	24.722	193	234	32	1:26.615	31.400	187	30.109	222	25.106	193	234
12	1:25.690	31.041	186	29.928	220	24.721	193	234	33	1:26.858	31.598	186	30.111	221	25.149	192	236
13	1:25.901	31.156	186	29.984	221	24.761	191		34	1:26.831	31.338		30.213	222	25.280	192	235
14	1:25.882	31.144	186	29.925	221	24.813	192	233	35	1:26.726	31.379	187	30.195	221	25.152	191	235
15	1:26.374	31.329	187	30.199	220	24.846	193	234	36	1:27.237	31.385		30.131	220	25.721	189	233
16	1:26.225	31.422	186	29.957	222	24.846	193	234	37	1:26.853	31.758		30.252	222	24.843	192	231
17	1:26.166	31.393	186	29.893	221	24.880	191	234	38	1:26.505	31.365	187	30.018	221	25.122	192	236
18	1:26.169	31.190	186	30.117	220	24.862	192	233	39	1:26.794	31.478	185	30.098	221	25.218	192	234
19	1:26.419	31.505	186	29.981	221	24.933	192	233	40	1:26.648	31.319		30.116	222	25.213	189	234
20	1:26.207	31.335	186	30.061	222	24.811	193	232	41	1:27.037	31.434		30.334	222	25.269	191	232
21	1:26.338	31.296	186	30.060	221	24.982	191	231									

33 Salaquarda, CZE / Stippler, DEU

theoretical besttime: 1:25.824

1	1:38.237	40.425	188	31.576	224	26.236	193	226	22	2:37.855	1:40.885	187	30.989	223	25.981	193	
2	1:36.487	31.551	187	36.340	102	28.596	189	236	23	1:29.585	31.845	187	31.022	219	26.718	186	236
3	1:57.230	34.864	118	52.136	89	30.230	97	212	24	1:28.789	32.132	188	30.635	222	26.022	193	232
4	1:55.854	42.164		43.858	175	29.832	194	156	25	1:27.281	31.768	188	30.319	222	25.194	192	235
5	1:26.892	31.351	187	29.996	225	25.545	193	236	26	1:26.590	31.577	188	29.924	223	25.089	193	235
6	1:26.743	31.649	187	30.101	224	24.993	193	237	27	1:27.290	31.563	187	30.585	222	25.142	193	237
7	1:25.844	31.090	188	29.900	225	24.854	193	236	28	1:27.280	31.392	188	30.528	224	25.360	193	236
8	1:26.428	31.235	187	30.153	225	25.040	192	236	29	1:27.416	31.436	186	30.667	222	25.313	195	236
9	1:26.866	31.339	188	30.188	225	25.339	193	237	30	1:27.423	31.582	188	30.160	225	25.681	194	238
10	1:26.942	31.396	189	30.298	225	25.248	192	236	31	1:27.203	31.444	188	30.409	223	25.350	194	236
11	1:26.574	31.288	188	30.082	225	25.204	192	237	32	1:27.574	31.627	187	30.568	224	25.379	192	237
12	1:26.178	31.309	188	29.880	224	24.989	193	236	33	1:27.080	31.526	186	30.226	225	25.328	193	237
13	1:26.319	31.281	188	29.918	224	25.120	192	236	34	1:27.484	31.526	187	30.617	225	25.341	193	237
14	1:26.344	31.189	187	30.008	224	25.147	192	237	35	1:27.385	31.494	188	30.487	223	25.404	192	236
15	1:26.857	31.477	188	30.021	224	25.359	192	236	36	1:27.504	31.618	189	30.425	224	25.461	194	235
16	1:26.729	31.533	188	30.076	223	25.120	192	236	37	1:27.723	31.818	188	30.531	223	25.374	194	237
17	1:26.589	31.409	188	30.185	224	24.995	191	236	38	1:26.561	31.562	187	30.065	223	24.934	194	237
18	1:26.236	31.314	187	29.949	224	24.973	192	235	39	1:26.429	31.327	187	29.990	223	25.112	192	236
19	1:26.458	31.242	188	30.135	224	25.081	192	235	40	1:26.620	31.431	189	29.931	224	25.258	192	235
20	1:27.134	31.559	188	30.318	225	25.257	192	235	41	1:26.646	31.201		29.950	223	25.495	192	234
21	1:44.670	31.474	187	30.289	224	42.907	58	236									

36 Dienst, DEU / Read, AUS

theoretical besttime: 1:26.223

1	1:41.545	43.122	185	32.797	217	25.626	190	229	22	1:27.129	31.532	190	30.338	222	25.259	193	234
2	1:38.281	31.625	185	36.524	102	30.132	187	230	23	1:26.979	31.342	189	30.349	223	25.288	193	234
3	1:55.478	34.123	132	51.292	95	30.063	92	169	24	1:27.389	31.524	188	30.385	224	25.480	193	235
4	1:54.160	41.755		43.504	194	28.901	194	122	25	1:27.557	31.843	189	30.405	223	25.309	193	233
5	1:27.535	31.530	187	30.268	221	25.737	192	234	26	1:27.192	31.664	189	30.313	223	25.215	193	235
6	1:26.798	31.442	187	30.196	222	25.160	193	233	27	1:27.464	31.534	190	30.355	222	25.575	193	234
7	1:26.690	31.385	187	30.163	222	25.142	192	234	28	1:27.802	31.717	189	30.476	223	25.609	192	234

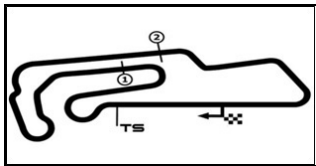
ver: 1.0

www.adac.de/motorsport

Page 7/ 11 printed: 28.4.2019 14:33

ADAC Vorteilsprogramm





ADAC GT Masters



Sector List Race 2

Provisional

Motorsportarena Oschersleben, Length: 3667m

Air temperature: 15.43°C

Track temperature: 28.43°C

Weather condition: Dry

DMSB Reg. Nr.: 113/19

Sunday, April 28, 2019 13:05:00

Lap	Time	SE1	SP1	SE2	SP2	SE3	SP3	TSP	Lap	Time	SE1	SP1	SE2	SP2	SE3	SP3	TSP
8	1:26.456	31.402	186	30.038	223	25.016	192	233	29	1:27.549	31.683	187	30.521	221	25.345	193	234
9	1:26.294	31.332	186	29.964	222	24.998	193	233	30	1:27.484	31.643	187	30.495	222	25.346	193	236
10	1:26.502	31.261	186	30.156	221	25.085	193	233	31	1:27.575	31.757	189	30.415	224	25.403	193	236
11	1:26.755	31.540	186	30.031	221	25.184	192	234	32	1:27.447	31.692	187	30.442	224	25.313	194	236
12	1:26.779	31.335	186	30.186	222	25.258	193	233	33	1:27.585	31.811		30.419	223	25.355	193	236
13	1:26.650	31.340	188	30.305	221	25.005	193	234	34	1:27.268	31.667	187	30.171	224	25.430	192	235
14	1:26.689	31.409	188	30.270	221	25.010	192	234	35	1:27.290	31.575	188	30.400	222	25.315	192	235
15	1:26.837	31.330	188	30.236	221	25.271	192	233	36	1:27.454	31.680		30.580	223	25.194	194	234
16	1:27.277	31.808	186	30.291	221	25.178	193	234	37	1:27.431	31.683		30.590	223	25.158	194	236
17	1:43.649	31.362	187	30.275	222	42.012	59	233	38	1:27.304	31.654		30.456	223	25.194	194	236
18	2:37.089	1:40.929	186	30.759	220	25.401	193		39	1:27.570	31.643	188	30.457	223	25.470	192	234
19	1:27.290	31.668	188	30.360	218	25.262	192	233	40	1:27.661	31.882		30.380	223	25.399	192	236
20	1:26.738	31.556	188	30.032	223	25.150	192	233	41	1:27.817	31.662		30.554	223	25.601	193	234
21	1:27.388	31.546	189	30.573	223	25.269	192	233									

47 Dontje, NLD / Götz, DEU

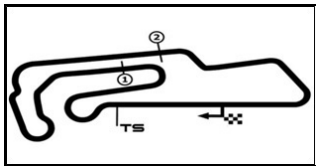
theoretical besttime: 1:25.643

1	1:34.913	38.113	186	31.405	219	25.395	192	220	22	1:26.720	31.405	187	30.242	220	25.073	192	230
2	1:33.511	31.622	186	33.959	117	27.930	189	232	23	1:26.689	31.423	187	30.139	219	25.127	192	231
3	1:57.586	35.636	108	49.816	125	32.134	129	206	24	1:27.529	31.525	187	30.704	221	25.300	193	232
4	1:58.901	42.187	104	45.033	140	31.681	192	185	25	1:27.386	31.623	187	30.527	219	25.236	191	233
5	1:26.475	31.455	188	30.047	219	24.973	192	233	26	1:26.981	31.483	187	30.288	220	25.210	192	232
6	1:25.909	31.103	186	30.011	221	24.795	193	232	27	1:26.946	31.507	186	30.176	219	25.263	192	232
7	1:26.036	31.157	187	29.949	221	24.930	192	233	28	1:26.750	31.417	186	30.256	220	25.077	191	232
8	1:25.953	31.182	187	29.964	220	24.807	192	232	29	1:27.001	31.520	187	30.320	219	25.161	192	231
9	1:25.918	31.104	187	29.915	221	24.899	192	232	30	1:26.935	31.399	187	30.397	221	25.139	191	233
10	1:25.748	30.993	187	29.855	221	24.900	192	232	31	1:26.929	31.501	187	30.225	221	25.203	192	232
11	1:25.829	31.121	186	29.904	220	24.804	192	232	32	1:27.390	31.563	185	30.613	220	25.214	192	233
12	1:25.862	31.027	187	29.933	220	24.902	192	232	33	1:26.848	31.352	188	30.395	221	25.101	193	232
13	1:25.928	31.159	187	29.899	220	24.870	192	232	34	1:27.538	31.569		30.514	221	25.455	191	233
14	1:26.061	31.167	186	29.986	220	24.908	191	232	35	1:27.288	31.909	185	30.403	219	24.976	191	231
15	1:26.409	31.328	187	30.016	219	25.065	192	231	36	1:26.345	31.340		29.936	220	25.069	191	231
16	1:26.342	31.488	186	29.982	220	24.872	192	232	37	1:26.750	31.458		30.206	219	25.086	191	231
17	1:26.083	31.253	186	29.903	220	24.927	192	232	38	1:26.694	31.344		30.203	220	25.147	192	231
18	1:43.315	31.339	186	30.001	219	41.975	59	232	39	1:26.934	31.518	186	30.196	220	25.220	191	231
19	2:36.390	1:40.389	186	30.681	219	25.320	191		40	1:27.188	31.482		30.348	220	25.358	191	231
20	1:26.926	31.475	187	30.216	220	25.235	192	231	41	1:27.271	31.688		30.261	220	25.322	190	230
21	1:28.000	31.665	187	30.983	222	25.352	191	232									

48 Ellis, GBR / Vettel, DEU

theoretical besttime: 1:25.534

1	1:57.227	57.922	180	32.771	216	26.534	190		21	1:25.645	31.191	188	29.674	221	24.780	194	232
2	1:28.170	31.925	184	30.689	219	25.556	191	227	22	1:25.902	31.221	187	29.856	221	24.825	194	233
3	1:52.289	32.120	182	50.867	75	29.302	102	219	23	1:26.174	31.261	188	29.996	221	24.917	193	233
4	1:53.411	42.122		43.486	204	27.803	193	97	24	1:26.132	31.301	187	29.900	221	24.931	192	232
5	1:27.292	31.783	186	30.362	221	25.147	194	235	25	1:26.083	31.328	187	29.871	221	24.884	193	232
6	1:26.346	31.262	188	30.226	222	24.858	194	234	26	1:26.247	31.302	188	30.016	221	24.929	194	232
7	1:27.335	31.206	188	30.958	223	25.171	193	235	27	1:26.268	31.304	188	29.996	221	24.968	193	234
8	1:26.047	31.080	186	29.998	224	24.969	194	233	28	1:26.952	31.450	187	30.453	221	25.049	193	233
9	1:26.404	31.288	187	30.208	222	24.908	194	235	29	1:26.368	31.242	188	30.040	221	25.086	192	233
10	1:26.786	31.208	188	30.214	221	25.364	185	234	30	1:26.769	31.584	187	30.099	221	25.086	193	233
11	1:26.410	31.313	188	30.127	223	24.970	194	231	31	1:26.366	31.324	188	29.934	222	25.108	193	234
12	1:26.760	31.338	188	30.238	222	25.184	193	235	32	1:26.360	31.310		30.001	222	25.049	194	234
13	1:26.923	31.525	188	30.164	222	25.234	193	234	33	1:26.443	31.410	188	30.013	222	25.020	193	234
14	1:26.677	31.482	187	30.016	222	25.179	192	234	34	1:26.894	31.473		30.076	222	25.345	194	234
15	3:13.361	2:16.570	184	31.652	220	25.139	192	233	35	1:26.841	31.535		30.159	222	25.147	193	234
16	1:43.333	31.617	186	30.302	220	41.414	60	232	36	1:27.201	31.621		30.343	224	25.237	194	235
17	2:36.600	1:40.846	187	30.430	221	25.324	192		37	1:27.148	31.562		30.282	224	25.304	194	237
18	1:26.513	31.357	187	29.937	221	25.219	193	231	38	1:27.429	31.660	188	30.263	224	25.506	194	237
19	1:26.109	31.347	187	29.829	222	24.933	191	232	39	1:27.646	31.504		30.775	225	25.367	194	236
20	1:26.156	31.333	187	29.916	221	24.907	193	231	40	1:27.813	32.213		30.106	224	25.494	194	236



ADAC GT Masters



Sector List Race 2

Provisional

Motorsportarena Oschersleben, Length: 3667m

Air temperature: 15.43°C

Track temperature: 28.43°C

Weather condition: Dry

DMSB Reg. Nr.: 113/19

Sunday, April 28, 2019 13:05:00

Lap	Time	SE1	SP1	SE2	SP2	SE3	SP3	TSP	Lap	Time	SE1	SP1	SE2	SP2	SE3	SP3	TSP
63 Engelhart, DEU / Bortolotti, ITA									theoretical besttime: 1:25.137								
1	1:30.124	34.511	184	30.406	219	25.207	191	226	22	1:27.444	31.317	186	30.891	219	25.236	191	231
2	1:28.148	31.176	185	30.358	194	26.614	190	229	23	1:44.416	31.487	186	30.639	219	42.290		230
3	1:57.234	36.661	134	46.582	174	33.991	172	228	24	2:48.131	1:52.222	185	30.734	219	25.175	192	
4	2:05.438	41.531	151	47.902	94	36.005	191	145	25	1:27.003	31.667	185	30.298	221	25.038	192	232
5	1:25.556	31.143	187	29.563	219	24.850	192	230	26	1:27.145	31.673	186	30.410	220	25.062	192	233
6	1:25.335	30.871	186	29.593	220	24.871	191	230	27	1:26.604	31.462	187	30.176	220	24.966	193	233
7	1:25.829	31.010	185	29.923	220	24.896	192	230	28	1:26.861	31.666	186	30.200	220	24.995	192	233
8	1:25.234	30.926	186	29.539	221	24.769	191	231	29	1:26.167	31.425	186	29.998	220	24.744	191	233
9	1:25.451	31.061	185	29.617	220	24.773	192	230	30	1:25.663	31.146	187	29.747	221	24.770	192	232
10	1:25.340	30.944	186	29.669	220	24.727	191	230	31	1:26.649	31.357	186	30.003	220	25.289	192	232
11	1:25.384	30.958	186	29.633	220	24.793	192	231	32	1:43.611	31.347	186	29.981	220	42.283	59	233
12	1:25.468	31.003	185	29.687	220	24.778	193	230	33	1:44.305	49.186		30.150	219	24.969	191	
13	1:25.759	31.052	186	29.840	220	24.867	192	231	34	1:26.993	31.659	186	30.143	220	25.191	190	232
14	1:25.795	31.096	185	29.795	220	24.904	191	231	35	1:27.085	31.627	187	30.387	219	25.071	192	231
15	1:26.131	31.235	186	29.846	219	25.050	191	231	36	1:26.323	31.352		30.028	220	24.943	191	232
16	1:26.360	31.366	185	29.969	220	25.025	193	231	37	1:26.278	31.342	187	29.964	221	24.972	192	232
17	1:26.000	31.209	185	29.816	220	24.975	192	231	38	1:26.136	31.302		29.943	221	24.891	194	233
18	1:25.920	31.219	185	29.767	220	24.934	191	231	39	1:27.549	31.861	186	30.375	221	25.313	193	235
19	1:26.019	31.212	185	29.789	220	25.018	192	230	40	1:27.642	31.813	188	30.438	223	25.391	193	234
20	1:26.067	31.212	186	29.950	220	24.905	192	230	41	1:29.534	34.254		30.151	221	25.129	191	234
21	1:26.014	31.147	186	29.803	220	25.064	191	230									

69 Slooten, DEU / Luhr, DEU									theoretical besttime: 1:25.573								
1	1:37.243	39.918	173	31.581	222	25.744	195	233	22	1:29.182	32.090	187	31.273	220	25.819	192	232
2	1:36.088	31.702	189	35.954	93	28.432	191	228	23	1:27.851	31.688	186	30.712	220	25.451	192	232
3	1:56.929	34.914	107	52.116	98	29.899	99	208	24	1:27.920	31.865	186	30.706	221	25.349	194	232
4	1:56.679	42.552	89	44.123	155	30.004	194	171	25	1:27.633	31.620	187	30.549	221	25.464	193	233
5	1:27.205	31.335	188	30.438	224	25.432	192	234	26	1:27.727	31.487	188	30.837	220	25.403	192	232
6	1:25.712	31.038	189	29.906	223	24.768	193	233	27	1:27.902	31.631	188	30.738	219	25.533	193	233
7	1:26.030	31.035	188	30.189	222	24.806	192	234	28	1:27.714	31.667	186	30.672	220	25.375	193	232
8	1:26.413	30.929	190	30.441	224	25.043	193	234	29	1:27.601	31.521	186	30.748	219	25.332	192	233
9	1:26.877	31.728	188	30.266	220	24.883	192	237	30	1:27.053	31.240	188	30.537	222	25.276	193	234
10	1:26.471	31.139	191	30.316	223	25.016	192	233	31	1:27.419	31.589	187	30.469	221	25.361	194	233
11	1:26.084	31.107	189	30.041	221	24.936	193	234	32	1:27.553	31.674	187	30.605	221	25.274	192	233
12	1:26.420	30.982	188	30.340	222	25.098	192	233	33	1:27.051	31.428	187	30.427	220	25.196	193	233
13	1:26.217	31.125	190	30.104	222	24.988	192	232	34	1:27.601	31.526	187	30.676	222	25.399	193	233
14	1:26.267	31.367	188	30.046	221	24.854	193	233	35	1:27.221	31.472	188	30.479	220	25.270	193	231
15	1:26.458	31.235	188	30.239	220	24.984	193	235	36	1:27.704	31.654		30.543	220	25.507	193	232
16	1:26.572	31.427	186	30.317	222	24.828	194	234	37	1:27.634	31.778	188	30.538	221	25.318	193	233
17	1:26.555	31.346	189	30.230	222	24.979	191	233	38	1:28.348	32.042	191	30.841	220	25.465	193	233
18	1:25.909	31.265	188	29.889	221	24.755	192	232	39	1:27.688	31.567	187	30.587	222	25.534	192	233
19	1:26.259	31.150	188	30.043	222	25.066	193	231	40	1:27.473	31.523		30.537	221	25.413	192	232
20	1:43.541	31.169	189	30.278	221	42.094	58	233	41	1:27.852	31.665		30.605	220	25.582	191	232
21	2:40.049	1:42.495	185	31.817	219	25.737	191										

71 Paul, DEU / Reicher, AUT									theoretical besttime:								
1		42.974	183					230									

77 Pommer, DEU / Kirchhöfer, DEU									theoretical besttime: 1:25.623								
1	1:35.306	38.317	191	31.598	225	25.391	197	234	22	1:26.962	31.645	192	30.043	228	25.274	199	
2	1:33.938	31.652	190	34.137	110	28.149	178	241	23	1:26.944	31.650	193	30.201	224	25.093	198	229
3	1:57.447	35.472	113	49.986	123	31.989	122	212	24	1:28.080	31.710	192	30.940	228	25.430	197	241
4	1:58.471	42.337	106	44.924	138	31.210	197	200	25	1:27.054	31.440	192	30.350	226	25.264	198	241
5	1:26.661	31.600	192	29.961	226	25.100	198	239	26	1:26.958	31.461	193	30.237	226	25.260	197	240
6	1:25.926	31.164	192	29.881	230	24.881	198	241	27	1:26.992	31.421	194	30.332	226	25.239	196	241
7	1:25.885	31.119	192	29.952	228	24.814	199	242	28	1:26.777	31.323	192	30.380	226	25.074	198	241
8	1:25.984	31.180	193	29.965	228	24.839	198	239	29	1:26.790	31.417	192	30.255	226	25.118	198	240
9	1:25.909	31.156	193	30.007	226	24.746	198	241	30	1:26.585	31.290	193	30.254	228	25.041	198	240
10	1:25.771	31.077	193	29.990	227	24.704	198	241	31	1:27.020	31.590	192	30.271	228	25.159	197	236
11	1:25.841	31.164	193	29.918	227	24.759	199	240	32	1:27.210	31.608	192	30.371	228	25.231	197	240
12	1:25.843	31.070	193	29.981	226	24.792	198	241	33	1:26.814	31.342	194	30.143	227	25.329	198	239
13	1:25.880	31.174	194	29.931	227	24.775	198	241	34	1:27.046	31.450		30.313	228	25.283	197	242

ver: 1.0

www.adac.de/motorsport

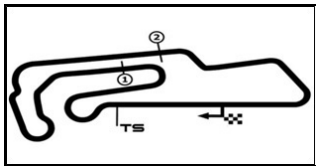
Page 9/ 11 printed: 28.4.2019 14:33

ADAC Vorteilsprogramm



Audi Sport





ADAC GT Masters

Sector List Race 2



Provisional

Motorsportarena Oschersleben, Length: 3667m

Air temperature: 15.43°C

Track temperature: 28.43°C

Weather condition: Dry

DMSB Reg. Nr.: 113/19

Sunday, April 28, 2019 13:05:00

Lap	Time	SE1	SP1	SE2	SP2	SE3	SP3	TSP	Lap	Time	SE1	SP1	SE2	SP2	SE3	SP3	TSP
14	1:25.959	31.213	193	29.979	226	24.767	199	237	35	1:27.659	31.580	192	30.377	221	25.702	198	243
15	1:26.516	31.424	193	29.849	227	25.243	198	239	36	1:27.938	31.732		30.790	223	25.416	197	240
16	1:26.611	31.739	191	30.036	228	24.836	198	240	37	1:27.710	31.724		30.473	228	25.513	199	241
17	1:43.016	31.161	192	30.046	227	41.809	59	242	38	1:27.297	31.452		30.552	227	25.293	199	242
18	2:37.634	1:41.640	191	30.687	224	25.307	196		39	1:27.290	31.552	192	30.413	228	25.325	199	242
19	1:26.735	31.504	192	30.158	226	25.073	197	237	40	1:27.320	31.444		30.497	228	25.379	198	241
20	1:27.327	31.469	189	30.504	228	25.354	197	238	41	1:27.542	31.688		30.427	228	25.427	198	241
21	1:27.697	31.389	192	30.202	230	26.106	195	239									

82 Ineichen, CHE / Perera, FRA

theoretical besttime: 1:25.195

1	1:32.336	36.225	186	30.798	221	25.313	192	226	22	1:43.821	31.318	188	30.083	223	42.420	57	233
2	1:30.199	31.382	186	31.349	150	27.468	189	232	23	2:35.653	1:40.029	186	30.352	220	25.272	190	
3	1:57.276	35.783	140	48.743	141	32.750	142	211	24	1:26.982	31.661	186	30.017	221	25.304	190	230
4	2:02.790	41.213	110	47.402	125	34.175	193	175	25	1:27.021	31.505	186	30.200	220	25.316	191	231
5	1:25.948	31.412	188	29.904	221	24.632	193	235	26	1:26.529	31.550	185	30.021	221	24.958	192	231
6	1:25.300	30.920	188	29.661	221	24.719	193	233	27	1:26.580	31.488	186	30.121	219	24.971	191	231
7	1:25.849	31.248	187	29.920	222	24.681	193	234	28	1:26.638	31.577	185	30.087	219	24.974	192	232
8	1:25.439	31.028	187	29.655	222	24.756	193	235	29	1:27.268	32.124	186	30.076	219	25.068	192	231
9	1:25.602	30.978	187	29.923	221	24.701	193	234	30	1:26.428	31.524	186	29.885	221	25.019	191	233
10	1:25.605	31.167	187	29.643	222	24.795	192	233	31	1:26.634	31.533	188	30.036	221	25.065	192	232
11	1:25.767	31.103	188	29.983	221	24.681	193	235	32	1:26.595	31.582	186	29.989	221	25.024	193	232
12	1:25.702	31.152	187	29.758	221	24.792	192	232	33	1:26.901	31.543	185	30.071	220	25.287	191	233
13	1:25.913	31.074	188	29.989	222	24.850	193	233	34	1:26.964	31.630		30.058	221	25.276	191	232
14	1:25.798	31.024	188	30.001	221	24.773	193	234	35	1:26.678	31.441	186	30.115	220	25.122	191	233
15	1:26.400	31.199	188	30.293	221	24.908	193	234	36	1:26.758	31.517		30.149	219	25.092	192	231
16	1:26.201	31.462	187	29.920	223	24.819	193	234	37	1:26.831	31.683		30.056	222	25.092	192	232
17	1:26.271	31.421	186	30.031	222	24.819	192	235	38	1:26.573	31.421	186	30.005	222	25.147	191	233
18	1:26.160	31.239	187	30.039	221	24.882	194	233	39	1:26.596	31.458	186	30.060	220	25.078	191	232
19	1:26.448	31.511	184	30.020	223	24.917	192	234	40	1:26.492	31.376	187	29.957	221	25.159	191	233
20	1:26.217	31.260	187	30.044	222	24.913	194	233	41	1:27.334	31.557		30.363	220	25.414	190	231
21	1:26.264	31.159	188	30.040	223	25.065	192	233									

98 De Sadeleer, CHE / Hasse-Clot, FRA

theoretical besttime: 1:26.059

1	1:38.749	41.896	187	30.971	223	25.882	192	232	22	2:36.545	1:40.462	185	30.525	222	25.558	192	
2	1:38.241	31.747	188	37.202	105	29.292	191	233	23	1:28.676	31.912	187	30.545	221	26.219	190	233
3	1:56.616	34.199	114	52.041	114	30.376	93	197	24	1:27.838	32.025	185	30.438	221	25.375	191	232
4	1:55.018	41.690		43.815	196	29.513	193	143	25	1:27.392	31.925	187	30.217	220	25.250	193	232
5	1:27.014	31.406	187	30.309	219	25.299	193	235	26	1:27.381	31.753	186	30.293	221	25.335	191	233
6	1:26.677	31.420	188	30.213	223	25.044	193	236	27	1:28.483	31.945	184	31.201	220	25.337	192	233
7	1:26.077	31.252	188	30.004	223	24.821	192	234	28	1:27.556	31.914	186	30.433	220	25.209	192	234
8	1:26.262	31.234	186	30.048	222	24.980	191	233	29	1:27.602	32.050	186	30.369	221	25.183	192	233
9	1:26.651	31.394	186	30.205	221	25.052	192	234	30	1:27.727	31.923	186	30.230	221	25.574	191	234
10	1:26.972	31.416	188	30.371	222	25.185	192	235	31	1:27.530	31.834	186	30.417	220	25.279	193	233
11	1:26.763	31.383	188	30.282	221	25.098	191	235	32	1:27.363	31.849	186	30.261	221	25.253	192	233
12	1:26.732	31.471	187	30.221	221	25.040	192	234	33	1:27.271	31.709		30.188	220	25.374	192	233
13	1:26.372	31.318	187	30.148	221	24.906	191	233	34	1:27.287	31.671	186	30.307	221	25.309	192	233
14	1:26.593	31.426	187	30.135	222	25.032	189	234	35	1:27.474	31.839	187	30.404	222	25.231	192	233
15	1:26.808	31.422	187	30.140	221	25.246	190	232	36	1:27.368	31.956		30.264	221	25.148	192	233
16	1:26.784	31.678	187	30.096	221	25.010	192	233	37	1:27.454	31.787		30.372	221	25.295	191	234
17	1:26.589	31.469	187	30.005	222	25.115	192	234	38	1:27.545	31.821		30.430	221	25.294	193	234
18	1:26.785	31.546	186	30.106	220	25.133	190	233	39	1:27.570	31.697	187	30.436	222	25.437	192	234
19	1:26.791	31.527	187	30.055	221	25.209	191	232	40	1:27.623	31.760		30.324	221	25.539	192	233
20	1:27.251	31.828	185	30.319	220	25.104	191	233	41	1:27.804	31.837		30.581	221	25.386	193	233
21	1:43.722	31.556	186	30.369	221	41.797	59	233									

99 Keilwitz, DEU / Martin, BEL

theoretical besttime: 1:25.764

1	1:36.461	38.722	185	32.035	221	25.704	192	228	22	1:26.109	31.238	186	29.909	221	24.962	192	233
2	1:34.310	31.366	187	35.004	107	27.940	180	234	23	1:26.002	31.247	186	29.840	223	24.915	191	234
3	1:57.613	35.360	105	50.740	126	31.513	103	175	24	1:27.317	31.214	186	30.829	219	25.274	192	234
4	1:57.533	42.211	93	44.751	151	30.571	193	193	25	1:26.529	31.260	187	30.059	221	25.210	193	235
5	1:28.342	31.547	187	30.453	216	26.342	187	235	26	1:26.906	31.379	186	30.323	222	25.204	192	235
6	1:26.735	31.823	187	30.096	222	24.816	193	229	27	1:26.961	31.568	186	30.197	220	25.196	192	235
7	1:25.794	31.130	187	29.870	222	24.794	193	235	28	1:26.802	31.401	186	30.204	222	25.197	192	235

ver: 1.0

www.adac.de/motorsport

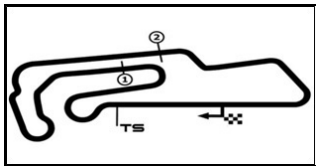
Page 10/ 11 printed: 28.4.2019 14:33

ADAC Vorteilsprogramm



Audi Sport





ADAC GT Masters

Sector List Race 2

Provisional



Motorsportarena Oschersleben, Length: 3667m

Air temperature: 15.43°C

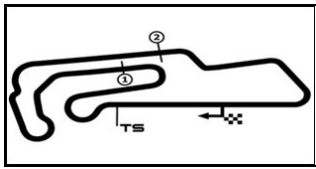
Track temperature: 28.43°C

Weather condition: Dry

DMSB Reg. Nr.: 113/19

Sunday, April 28, 2019 13:05:00

Lap	Time	SE1	SP1	SE2	SP2	SE3	SP3	TSP	Lap	Time	SE1	SP1	SE2	SP2	SE3	SP3	TSP
8	1:26.567	31.224	187	30.304	222	25.039	192	235	29	1:26.726	31.499	186	30.075	223	25.152	193	235
9	1:26.787	31.481	187	30.190	222	25.116	193	235	30	1:26.787	31.425	186	30.089	222	25.273	192	235
10	1:26.943	31.620	187	30.236	221	25.087	192	235	31	1:27.230	31.388	186	30.271	224	25.571	190	235
11	1:26.455	31.375	188	30.135	222	24.945	193	235	32	1:26.841	31.406	185	30.109	223	25.326	192	234
12	1:25.963	31.245	187	29.894	221	24.824	193	234	33	1:26.954	31.393	186	30.218	223	25.343	193	236
13	1:26.345	31.397	186	30.115	222	24.833	192	234	34	1:27.043	31.389	185	30.323	223	25.331	193	235
14	1:26.557	31.483	187	30.040	222	25.034	191	233	35	1:27.365	31.365	186	30.446	222	25.554	192	235
15	1:26.316	31.396	187	29.985	222	24.935	193	234	36	1:28.115	31.695		30.872	220	25.548	192	235
16	1:26.505	31.646	186	30.006	223	24.853	193	231	37	1:27.613	31.618		30.513	221	25.482	191	235
17	1:26.811	31.642	186	30.082	222	25.087	192	235	38	1:27.539	31.536		30.544	222	25.459	193	235
18	1:43.125	31.628	186	30.031	223	41.466	59	233	39	1:27.229	31.514	186	30.409	222	25.306	192	235
19	2:36.123	1:40.823	184	30.223	222	25.077	192		40	1:27.423	31.485		30.298	222	25.640	192	235
20	1:26.208	31.428	186	29.858	222	24.922	193	232	41	1:27.353	31.491		30.419	223	25.443	192	234
21	1:26.881	31.460	186	30.311	221	25.110	193	233									



ADAC GT Masters

Top speed list Race 2

Provisional



Motorsportarena Oschersleben, Length: 3667m

Air temperature: 15.43°C

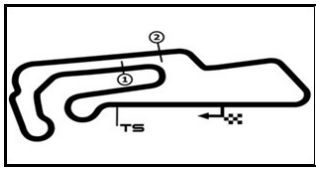
Track temperature: 28.43°C

Weather condition: Dry

DMSB Reg. Nr.: 113/19

Sunday, April 28, 2019 13:05:00

#	Name (NAT)	Team	Car name	Speed	Lap	Race time
13	David Jahn (DEU)	RWT Racing (AUT)	Corvette C7 GT3	245.45	34	50:29.777
77	Markus Pommer (DEU)	Callaway Competition (DEU)	Corvette C7 GT3	243.24	35	51:56.477
14	Jens Klingmann (DEU)	MRS GT-Racing (DEU)	BMW M6 GT3	240.00	17	24:20.182
12	Mattia Drudi (ITA)	EFP Car Collection by TECE	Audi R8 LMS GT3	238.41	27	40:35.165
33	Filip Salaquarda (CZE)	Team ISR (CZE)	Audi R8 LMS GT3	238.41	30	44:54.652
8	Dennis Marschall (DEU)	HCB-Rutronik-Racing	Audi R8 LMS GT3	238.41	35	52:14.901
69	Lucas Luhr (DEU)	Iron Force Racing	Porsche 911 GT3 R	237.88	9	12:57.274
29	Max Hofer (AUT)	Montaplast by Land-Motorsport (DEU)	Audi R8 LMS GT3	237.36	30	45:07.218
48	Philip Ellis (GBR)	MANN-FILTER Team HTP (DEU)	Mercedes-AMG GT3	237.36	37	56:37.773
7	Sebastian Asch (DEU)	HB Racing (AUT)	Ferrari 488 GT3	236.84	6	8:40.056
28	Ricardo Feller (CHE)	Montaplast by Land-Motorsport (DEU)	Audi R8 LMS GT3	236.84	26	38:37.643
36	Aidan Read (AUS)	Schütz Motorsport (DEU)	Mercedes-AMG GT3	236.84	37	55:09.024
11	Pierre Kaffer (DEU)	EFP Car Collection by TECE	Audi R8 LMS GT3	236.32	2	1:39.737
26	Stefan Mücke (DEU)	BWT Mücke Motorsport (DEU)	Audi R8 LMS GT3	236.32	2	1:42.645
3	Maximilian Hackländer (DEU)	Aust Motorsport (DEU)	Audi R8 LMS GT3	236.32	6	8:37.423
98	Valentin Hasse-Clot (FRA)	PROpeak Performance	Aston Martin Vantage AMR GT3	236.32	6	8:40.624
4	Arlind Hoti (DEU)	Aust Motorsport (DEU)	Audi R8 LMS GT3	236.32	6	8:42.612
24	Markus Winkelhock (DEU)	BWT Mücke Motorsport (DEU)	Audi R8 LMS GT3	236.32	17	24:23.457
31	Patric Niederhauser (CHE)	HCB-Rutronik-Racing	Audi R8 LMS GT3	236.32	33	48:49.317
99	Daniel Keilwitz (DEU)	PROpeak Performance	Aston Martin Vantage AMR GT3	236.32	33	49:03.596
25	Christopher Haase (DEU)	BWT Mücke Motorsport (DEU)	Audi R8 LMS GT3	235.80	7	9:59.496
82	Franck Perera (FRA)	ORANGE1 by GRT Grasser (AUT)	Lamborghini Huracan GT3 EVO	235.29	5	7:07.627
21	Jimmy Eriksson (SWE)	Team ZAKSPEED BKK Mobil Oil Racing (DEU)	Mercedes-AMG GT3	235.29	12	17:20.364
17	Klaus Bachler (AUT)	KÜS TEAM75 Bernhard (DEU)	Porsche 911 GT3 R	235.29	16	22:53.459
19	Michele Beretta (ITA)	ORANGE1 by GRT Grasser (AUT)	Lamborghini Huracan GT3 EVO	235.29	32	47:23.017
63	Christian Engelhart (DEU)	ORANGE1 by GRT Grasser (AUT)	Lamborghini Huracan GT3 EVO	235.29	39	58:10.417
1	Thomas Preining (AUT)	Precote Herberth Motorsport (DEU)	Porsche 911 GT3 R	234.78	22	31:23.880
18	Adrien de Leener (BEL)	KÜS TEAM75 Bernhard (DEU)	Porsche 911 GT3 R	234.27	30	44:34.615
47	Maximilian Götz (DEU)	MANN-FILTER Team HTP (DEU)	Mercedes-AMG GT3	233.76	7	10:02.329
71	Simon Reicher (AUT)	T3 Motorsport	Audi R8 LMS GT3	230.76	1	12.307



ADAC GT Masters

Pit Stops Race 2

Provisional



Motorsportarena Oschersleben, Length: 3667m

Air temperature: 15.43°C

Track temperature: 28.43°C

Weather condition: Dry

DMSB Reg. Nr.: 113/19

Sunday, April 28, 2019 13:05:00

Nr	Driver in	Day time in	Time in	Driver out	Day time out	Time out	Nett Time
19	Marco Mapelli	13:32:54.741	25:52.457	Marco Mapelli	13:34:04.787	27:02.503	1:10.046
17	Klaus Bachler	13:32:57.047	25:54.763	Klaus Bachler	13:34:07.864	27:05.580	1:10.817
77	Marvin Kirchhöfer	13:32:59.696	25:57.412	Markus Pommer	13:34:10.388	27:08.104	1:10.692
13	Sven Barth	13:33:05.318	26:03.034	Sven Barth	13:34:15.421	27:13.137	1:10.103
7	Sebastian Asch	13:33:09.174	26:06.890	Luca Ludwig	13:34:20.471	27:18.187	1:11.297
21	Jeroen Bleekemolen	13:33:11.878	26:09.594	Jeroen Bleekemolen	13:34:22.085	27:19.801	1:10.207
36	Aidan Read	13:33:13.143	26:10.859	Aidan Read	13:34:23.664	27:21.380	1:10.521
8	Carrie Schreiner	13:33:23.584	26:21.300	Carrie Schreiner	13:34:33.737	27:31.453	1:10.153
12	Florian Spengler	13:33:24.257	26:21.973	Mattia Drudi	13:34:35.284	27:33.000	1:11.027
48	Fabian Vettel	13:33:33.543	26:31.259	Fabian Vettel	13:34:44.225	27:41.941	1:10.682
29	Christopher Mies	13:34:22.888	27:20.604	Christopher Mies	13:35:33.434	28:31.150	1:10.546
47	Maximilian Götz	13:34:25.547	27:23.263	Indy Dontje	13:35:35.669	28:33.385	1:10.122
99	Maxime Martin	13:34:33.919	27:31.635	Maxime Martin	13:35:44.188	28:41.904	1:10.269
25	Christopher Haase	13:35:48.745	28:46.461	Christopher Haase	13:37:05.908	30:03.624	1:17.163
14	Jens Klingmann	13:35:50.034	28:47.750	Nicolai Sylvest	13:37:01.414	29:59.130	1:11.380
4	Arlind Hoti	13:36:42.613	29:40.329	Wolfgang Triller	13:38:14.580	31:12.296	1:31.967
28	Dries Vanthoor	13:37:10.273	30:07.989	Ricardo Feller	13:38:20.874	31:18.590	1:10.601
24	Markus Winkelhock	13:37:19.669	30:17.385	Mike David Ortmann	13:38:30.246	31:27.962	1:10.577
69	Lucas Luhr	13:37:24.594	30:22.310	Jan-Erik Slooten	13:38:34.968	31:32.684	1:10.374
17	Timo Bernhard	13:37:56.475	30:54.191				
26	Stefan Mücke	13:38:55.634	31:53.350	Nikolaj Rogivue	13:40:05.996	33:03.712	1:10.362
33	Frank Stippler	13:38:56.274	31:53.990	Frank Stippler	13:40:07.284	33:05.000	1:11.010
98	Valentin Hasse-Clot	13:38:58.225	31:55.941	Valentin Hasse-Clot	13:40:08.435	33:06.151	1:10.210
31	Patric Niederhauser	13:40:05.593	33:03.309	Patric Niederhauser	13:41:16.665	34:14.381	1:11.072
82	Franck Perera	13:40:05.952	33:03.668	Rolf Ineichen	13:41:16.146	34:13.862	1:10.194
11	Pierre Kaffer	13:40:12.387	33:10.103	Elia Erhart	13:41:22.970	34:20.686	1:10.583
1	Thomas Preining	13:41:29.686	34:27.402	Robert Renauer	13:42:40.090	35:37.806	1:10.404
18	Matteo Cairoli	13:41:30.465	34:28.181	Adrien de Leener	13:42:46.360	35:44.076	1:15.895
63	Mirko Bortolotti	13:41:32.406	34:30.122	Mirko Bortolotti	13:42:50.696	35:48.412	1:18.290
29	Christopher Mies	13:43:03.400	36:01.116	Max Hofer	13:43:23.261	36:20.977	19.861
63	Christian Engelhart	13:56:07.019	49:04.735	Christian Engelhart	13:56:26.824	49:24.540	19.805