

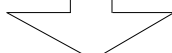
Startaufstellung Rennen 1 ADAC GT Masters, am 01.10.2011, um 12:00 h

17	Michael Golz	1:47.695
	Lamborghini Gallardo GT3	
16	Jens Richter	1:43.169
	Porsche 911 GT3 R	
21	Oliver Mayer	1:42.698
	Mercedes-Benz SLS AMG GT3	
31	Carsten Tilke	1:42.551
	Mercedes-Benz SLS AMG GT3	
7	Andreas Simonsen	1:42.306
	Audi R8 LMS	
27	Sven Hannawald	1:42.268
	Corvette Z06.R GT3	
20	Kenneth Heyer	1:41.952
	Mercedes-Benz SLS AMG GT3	
52	Fredrik Larsson	1:41.875
	BMW Z4 GT3	
13	Oliver Dutt	1:41.534
	Porsche 911 GT3 R	
12	Tobias Neuser	1:41.495
	Lamborghini Gallardo LP600+	
62	Nikki Thiim	1:41.333
	Ford GT	
24	Marc A. Hayek	1:41.261
	Lamborghini Gallardo LP600+	
33	Christiaan Frankenhout	1:41.216
	Mercedes-Benz SLS AMG GT3	
4	Luca Ludwig	1:41.108
	Audi R8 LMS	
22	Florian Stoll	1:40.955
	Mercedes-Benz SLS AMG GT3	
40	Florian Spengler	1:40.904
	BMW ALPINA B6 GT3	
37	Michael Christensen	1:40.852
	Dodge Viper Competition Coupé	
2	Ferdinand Stuck	1:40.430
	Lamborghini Gallardo LP600+	
41	Dino Lunardi	1:40.111
	BMW ALPINA B6 GT3	

19
18
17
16
15
14
13
12
11
10
9
8
7
6
5
4
3
2
1

30	Stefan Wendt	1:56.081
	Porsche 911 GT3 R	
19	Alfredo Saligari	1:45.988
	Corvette Z06.R GT3	
26	Ronald van de Laar	1:42.785
	Mercedes-Benz SLS AMG GT3	
58	Pierre Mentlen	1:42.685
	Audi R8 LMS	
39	Ardi van der Hoek	1:42.342
	Audi R8 LMS	
9	Wolfgang Hageleit	1:42.294
	Porsche 911 GT3 R	
5	Frank Schmickler	1:42.218
	Porsche 911 GT3 R	
15	Swen Dolenc	1:41.919
	Porsche 911 GT3 R	
18	Toni Seiler	1:41.826
	Corvette Z06.R GT3	
36	Maximilian Mayer	1:41.510
	Mercedes-Benz SLS AMG GT3	
11	David Mengesdorf	1:41.399
	Lamborghini Gallardo LP600+	
34	Lance David Arnold	1:41.322
	Mercedes-Benz SLS AMG GT3	
8	Stefan Landmann	1:41.232
	Audi R8 LMS	
32	Dominik Baumann	1:41.159
	Mercedes-Benz SLS AMG GT3	
3	Christer Jöns	1:41.030
	Audi R8 LMS	
1	Albert von Thurn und Taxis	1:40.905
	Lamborghini Gallardo LP600+	
28	Diego Alessi	1:40.889
	Corvette Z06.R GT3	
35	Mario Farnbacher	1:40.699
	Ferrari 458 GT3	
10	Sebastian Asch	1:40.400
	Porsche 911 GT3 R	

Pole Position



Vorbehaltlich der technischen Überprüfung

PIT STOPS Rennen 1

(BOXENSTOPS VON: 12:25:50 - 12:35:50h)

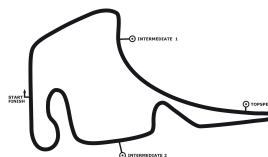
22	Stoll Florian	12:26:46.035	14	12:27:54.843	1:08.808
8	Landmann Stefan	12:26:51.738	14	12:28:03.179	1:11.441
62	Thiim Nikki	12:26:54.626	14	12:28:09.241	1:14.615
39	van der Hoek Ardi	12:27:08.158	14	12:28:17.251	1:09.093
24	Hayek Marc A.	12:27:05.125	14	12:28:17.325	1:12.200
17	Golz Michael	12:27:06.674	13	12:28:18.866	1:12.192
20	Heyer Kenneth	12:27:08.907	14	12:28:19.965	1:11.058
27	Hannawald Sven	12:27:09.989	14	12:28:23.161	1:13.172
18	Seiler Toni	12:27:11.941	14	12:28:25.459	1:13.518
31	Tilke Carsten	12:27:15.643	14	12:28:28.120	1:12.477
26	van de Laar Ronald	12:27:21.518	14	12:28:32.803	1:11.285
9	Hageleit Wolfgang	12:27:30.418	14	12:28:45.565	1:15.147
1	von Thurn und Taxis Albert	12:28:28.508	15	12:29:40.351	1:11.843
32	Baumann Dominik	12:28:32.094	15	12:29:44.084	1:11.990
19	Saligari Alfredo	12:29:50.924	15	12:31:07.590	1:16.666
28	Alessi Diego	12:30:03.439	16	12:31:15.519	1:12.080
2	Stuck Ferdinand	12:30:07.461	16	12:31:18.650	1:11.189
4	Ludwig Luca	12:30:12.026	16	12:31:23.055	1:11.029
36	Mayer Maximilian	12:30:23.809	16	12:31:38.634	1:14.825
41	Lunardi Dino	12:31:36.857	17	12:32:49.954	1:13.097
35	Farnbacher Mario	12:31:47.627	17	12:33:05.378	1:17.751
15	Dolenc Swen	12:32:05.307	17	12:33:16.100	1:10.793
52	Larsson Fredrik	12:32:12.431	17	12:33:23.428	1:10.997
11	Mengesdorf David	12:32:11.672	17	12:33:25.358	1:13.686
33	Frankenhout Christiaan	12:33:39.204	18	12:34:50.443	1:11.239
34	Arnold Lance David	12:33:42.111	18	12:34:55.239	1:13.128
37	Christensen Michael	12:33:54.184	18	12:35:08.311	1:14.127
12	Neuser Tobias	12:34:05.495	18	12:35:14.580	1:09.085
13	Dutt Oliver	12:35:36.454	19	12:36:45.489	1:09.035
40	Spengler Florian	12:33:50.799	18	12:37:15.997	3:25.198
12	Neuser Tobias	12:41:04.755	21	12:41:30.764	26.009
30	Wendt Stefan	12:50:06.180	10	12:51:20.952	1:14.772
28	Alessi Diego	12:59:09.440	32	12:59:49.430	39.990

30.09. - 02.10.2011

Hockenheimring, Länge 4574 m

ADAC GT Masters

Rennen 1

DMSB -Reg. Nr.:275/11
Deutscher Motor Sport Bund e.V.

1 Albert von Thurn und Taxis , Lamborghini Gallardo LP600+ / D

Theoretische Bestzeit: 1:41.89

Lap	Time	S1	S2	S3	Vmax	Lap	Time	S1	S2	S3	Vmax
1	1:59.923	29.695	51.352	38.876	249	18	1:43.262	22.403	47.535	33.324	262
2	2:23.858	32.507	1:12.559	38.792	105	19	1:44.037	22.549	47.852	33.636	263
3	2:37.816	32.717	1:18.754	46.345	96	20	1:44.045	22.496	48.018	33.531	261
4	1:43.847	22.230	48.268	33.349	257	21	1:44.458	22.756	48.290	33.412	258
5	1:44.387	23.485	47.948	32.954	254	22	1:43.129	22.373	47.425	33.331	260
6	1:42.534	22.123	47.445	32.966	256	23	1:44.281	22.538	47.956	33.787	259
7	1:42.941	22.224	47.682	33.035	257	24	1:44.030	22.360	48.224	33.446	261
8	1:42.400	22.037	47.348	33.015	257	25	1:43.350	22.357	47.510	33.483	260
9	1:42.782	22.065	47.505	33.212	258	26	1:43.520	22.502	47.455	33.563	261
10	1:42.957	22.301	47.915	32.741	257	27	1:44.124	22.518	47.973	33.633	259
11	1:42.273	22.146	47.121	33.006	258	28	1:44.072	22.575	47.758	33.739	258
12	1:42.513	22.189	47.385	32.939	259	29	1:44.055	22.599	47.687	33.769	259
13	1:42.898	22.270	47.667	32.961	258	30	1:44.550	22.519	47.659	34.372	257
14	1:42.922	22.232	47.645	33.045	257	31	1:44.248	22.576	47.857	33.815	255
15	1:43.853	22.204	47.491		258	32	1:44.655	22.609	47.889	34.157	254
16	2:51.658	1:30.891	47.412	33.355	254	33	1:44.328	22.649	47.669	34.010	255
17	1:44.245	22.863	48.037	33.345	258	34	1:44.712	22.756	47.940	34.016	256

2 Ferdinand Stuck , Lamborghini Gallardo LP600+ / A

Theoretische Bestzeit: 1:41.47

Lap	Time	S1	S2	S3	Vmax	Lap	Time	S1	S2	S3	Vmax
1	1:56.011	28.661	49.952	37.398	251	18	1:43.530	22.649	47.894	32.987	258
2	2:23.474	31.638	1:13.112	38.724	123	19	1:42.407	22.335	47.230	32.842	257
3	2:39.668	32.028	1:19.546	48.094	134	20	1:42.803	22.304	47.661	32.838	243
4	1:43.948	22.596	48.106	33.246	258	21	1:42.636	22.279	47.312	33.045	257
5	1:43.434	22.002	48.399	33.033	257	22	1:42.378	22.254	47.300	32.824	256
6	1:42.480	22.226	47.510	32.744	262	23	1:42.944	22.344	47.656	32.944	259
7	1:43.228	23.174	47.523	32.531	257	24	1:42.555	22.398	47.305	32.852	258
8	1:42.096	21.838	47.548	32.710	260	25	1:42.484	22.310	47.240	32.934	259
9	1:42.254	22.071	47.512	32.671	258	26	1:42.916	22.462	47.579	32.875	258
10	1:42.373	21.956	47.673	32.744	258	27	1:43.063	22.466	47.503	33.094	257
11	1:42.467	22.358	47.368	32.741	258	28	1:43.328	22.380	47.766	33.182	257
12	1:42.105	22.028	47.335	32.742	260	29	1:43.140	22.474	47.560	33.106	257
13	1:42.093	22.145	47.103	32.845	257	30	1:43.513	22.339	47.741	33.433	257
14	1:42.250	22.120	47.205	32.925	257	31	1:43.498	22.409	47.705	33.384	257
15	1:42.346	22.024	47.194	33.128	257	32	1:44.966	22.527	49.012	33.427	259
16	1:46.630	23.160	48.368		260	33	1:44.818	22.404	48.113	34.301	256
17	2:50.599	1:30.264	47.485	32.850	255	34	1:45.606	22.620	48.904	34.082	258

3 Christer Jöns , Audi R8 LMS / D

Theoretische Bestzeit: 1:44.72

Lap	Time	S1	S2	S3	Vmax	Lap	Time	S1	S2	S3	Vmax
1	1:58.457	29.850	50.515	38.092	254	4	1:44.726	22.367	48.228	34.131	259
2	2:23.385	32.151	1:12.608	38.626	134	5	4:39.102	24.992	2:03.220		226
3	2:38.668	32.322	1:19.493	46.853	105						

4 Luca Ludwig , Audi R8 LMS / D

Theoretische Bestzeit: 1:42.22

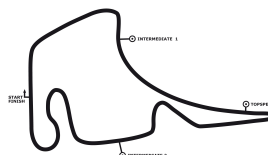
Lap	Time	S1	S2	S3	Vmax	Lap	Time	S1	S2	S3	Vmax
1	1:57.511	30.347	49.796	37.368	254	17	2:51.542	1:30.261	48.202	33.079	251
2	2:23.435	31.680	1:13.491	38.264	160	18	1:43.098	22.385	47.636	33.077	255
3	2:39.326	32.182	1:19.704	47.440	87	19	1:44.119	22.445	47.548	34.126	255
4	1:43.729	22.323	48.058	33.348	255	20	1:43.265	22.474	47.681	33.110	253
5	1:42.960	22.352	47.677	32.931	255	21	1:43.393	22.281	47.553	33.559	254
6	1:43.279	22.336	48.256	32.687	255	22	1:43.252	22.611	47.578	33.063	253
7	1:43.063	22.475	47.732	32.856	256	23	1:43.415	22.479	47.729	33.207	254
8	1:42.473	22.000	47.628	32.845	255	24	1:43.270	22.406	47.835	33.029	255
9	1:42.434	22.013	47.570	32.851	255	25	1:43.455	22.472	47.726	33.257	254
10	1:42.668	22.027	47.842	32.799	255	26	1:44.970	23.018	48.359	33.593	254
11	1:42.510	22.005	47.621	32.884	255	27	1:43.741	22.538	47.768	33.435	255
12	1:42.852	22.102	47.875	32.875	255	28	1:44.127	22.664	47.911	33.552	254
13	1:42.777	21.993	47.786	32.998	255	29	1:44.103	22.572	47.989	33.542	254
14	1:42.663	21.999	47.680	32.984	254	30	1:49.501	22.681	49.753	37.067	253
15	1:43.666	22.030	48.427	33.209	255	31	4:05.472	56.197	1:54.062		74
16	1:46.076	22.461	48.609		255						

30.09. - 02.10.2011

Hockenheimring, Länge 4574 m

ADAC GT Masters

Rennen 1

DMSB -Reg. Nr.:275/11
Deutscher Motor Sport Bund e.V.

8 Stefan Landmann , Audi R8 LMS / A

Theoretische Bestzeit: 1:42.13

Lap	Time	S1	S2	S3	Vmax	Lap	Time	S1	S2	S3	Vmax
1	2:01.315	31.669	50.075	39.571	258	18	1:42.566	22.261	47.473	32.832	258
2	2:23.951	32.925	1:12.380	38.646	92	19	1:42.571	22.122	47.459	32.990	258
3	2:37.798	33.033	1:18.758	46.007	96	20	1:42.649	22.207	47.426	33.016	260
4	1:43.712	22.590	47.977	33.145	257	21	1:42.964	22.254	47.807	32.903	258
5	1:45.607	22.753	49.556	33.298	258	22	1:43.542	22.741	47.550	33.251	263
6	1:42.996	22.297	47.598	33.101	259	23	1:42.941	22.320	47.565	33.056	257
7	1:43.161	22.435	47.743	32.983	259	24	1:42.785	22.252	47.700	32.833	260
8	1:43.653	22.332	47.479	33.842	260	25	1:42.638	22.156	47.470	33.012	261
9	1:42.812	22.321	47.477	33.014	260	26	1:44.038	22.767	48.167	33.104	258
10	1:43.169	22.368	47.649	33.152	260	27	1:42.957	22.425	47.525	33.007	257
11	1:42.905	22.408	47.529	32.968	260	28	1:43.372	22.288	47.822	33.262	257
12	1:42.699	22.466	47.291	32.942	257	29	1:43.675	22.421	47.972	33.282	257
13	1:42.777	22.229	47.353	33.195	258	30	1:43.585	22.479	47.744	33.362	256
14	1:44.579	22.413	47.447		258	31	1:43.418	22.434	47.833	33.151	256
15	2:50.929	1:30.569	47.636	32.724	254	32	1:44.671	22.486	48.201	33.984	257
16	1:42.596	22.361	47.361	32.874	258	33	1:44.539	22.550	48.282	33.707	257
17	1:42.997	22.405	47.810	32.782	256	34	1:45.613	22.996	48.547	34.070	257

9 Wolfgang Hageleit , Porsche 911 GT3 R / D

Theoretische Bestzeit: 1:42.65

Lap	Time	S1	S2	S3	Vmax	Lap	Time	S1	S2	S3	Vmax
1	2:11.548	35.010	57.005	39.533	255	18	1:43.486	22.595	47.648	33.243	261
2	2:26.419	33.438	1:15.589	37.392	129	19	1:43.729	22.438	47.672	33.619	260
3	2:34.967	34.209	1:14.099	46.659	120	20	1:42.981	22.375	47.540	33.066	260
4	1:45.368	22.880	48.343	34.145	263	21	1:43.485	22.293	47.800	33.392	262
5	1:44.167	22.787	47.789	33.591	264	22	1:43.754	22.295	47.727	33.732	262
6	1:44.399	22.561	47.896	33.942	264	23	1:43.855	22.568	47.803	33.484	264
7	1:44.094	22.777	47.633	33.684	265	24	1:44.273	22.445	48.065	33.763	264
8	1:43.550	22.514	47.521	33.515	263	25	1:44.453	22.713	48.269	33.471	264
9	1:43.697	22.354	47.569	33.774	264	26	1:43.637	22.579	47.305	33.753	267
10	1:44.303	22.602	48.332	33.369	266	27	1:44.123	22.945	47.693	33.485	260
11	1:44.247	22.653	47.806	33.788	263	28	1:43.809	22.662	47.681	33.466	260
12	1:47.282	23.072	48.761		262	29	1:42.959	22.338	47.298	33.323	261
13	1:59.990	38.624	47.570	33.796	260	30	1:43.556	22.400	47.677	33.479	260
14	1:45.783	22.569	48.408		259	31	1:44.515	22.532	47.748	34.235	262
15	3:03.524	1:38.243	51.695	33.586	247	32	1:43.479	22.527	47.462	33.490	260
16	1:43.157	22.601	47.352	33.204	262	33	1:43.474	22.493	47.609	33.372	261
17	1:43.145	22.429	47.545	33.171	262	34	1:43.116	22.347	47.388	33.381	262

10 Sebastian Asch , Porsche 911 GT3 R / D

Theoretische Bestzeit: 1:41.37

Lap	Time	S1	S2	S3	Vmax	Lap	Time	S1	S2	S3	Vmax
1	1:52.275	27.972	47.543	36.760	258	9	1:41.817	21.950	47.021	32.846	260
2	2:23.908	31.985	1:12.792	39.131	127	10	1:42.894	22.167	47.959	32.768	260
3	2:41.461	32.274	1:18.556	50.631	118	11	1:41.910	22.061	47.153	32.696	260
4	1:42.329	22.113	47.647	32.569	261	12	1:42.281	22.024	47.177	33.080	260
5	1:42.230	22.250	47.283	32.697	260	13	1:42.250	22.186	47.293	32.771	260
6	1:41.923	22.134	47.159	32.630	260	14	1:42.334	22.218	47.332	32.784	260
7	1:41.624	22.068	47.095	32.461	260	15	1:42.731	22.282	47.510	32.939	260
8	1:41.655	21.940	46.977	32.738	260						

11 David Mengesdorf , Lamborghini Gallardo LP600+ / D

Theoretische Bestzeit: 1:42.05

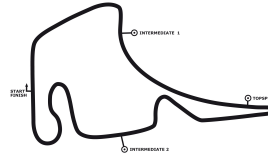
Lap	Time	S1	S2	S3	Vmax	Lap	Time	S1	S2	S3	Vmax
1	2:00.333	31.032	50.332	38.969	257	18	2:56.807	1:35.054	48.326	33.427	257
2	2:23.876	32.491	1:12.680	38.705	106	19	1:43.867	22.686	47.934	33.247	258
3	2:37.644	32.732	1:18.992	45.920	99	20	1:43.706	22.543	47.707	33.456	260
4	1:43.784	22.339	48.274	33.171	255	21	1:44.574	22.489	47.799	34.286	258
5	1:43.253	22.950	47.245	33.058	257	22	1:43.638	22.657	47.782	33.199	260
6	1:42.667	22.225	47.469	32.973	258	23	1:45.036	22.507	47.601		255
7	1:42.994	22.415	47.607	32.972	257	24	2:00.125	38.882	47.936	33.307	258
8	1:42.577	22.139	47.456	32.982	260	25	1:43.566	22.570	47.738	33.258	257
9	1:42.400	22.010	47.390	33.000	260	26	1:43.985	22.749	47.834	33.402	257
10	1:42.947	21.905	47.968	33.074	259	27	1:43.808	22.680	47.773	33.355	257
11	1:42.318	22.068	47.350	32.900	257	28	1:43.836	22.536	47.808	33.492	256
12	1:42.867	22.195	47.528	33.144	257	29	1:44.187	22.708	47.958	33.521	259

ADAC Masters Weekend, GP Weingarten, Hockenheimring

30.09. - 02.10.2011

Hockenheimring, Länge 4574 m

ADAC GT Masters Rennen 1



DMSB -Reg. Nr.:275/11
Deutscher Motor Sport Bund e.V.

Lap	Time	S1	S2	S3	Vmax	Lap	Time	S1	S2	S3	Vmax
13	1:42.524	22.148	47.438	32.938	257	30	1:43.927	22.625	47.729	33.573	256
14	1:43.019	22.158	47.687	33.174	257	31	1:44.588	22.800	48.300	33.488	257
15	1:43.054	22.142	47.774	33.138	258	32	1:44.441	22.627	48.162	33.652	256
16	2:01.307	22.484	1:05.795	33.028	260	33	1:44.488	22.640	48.128	33.720	257
17	1:43.504	22.233	47.274		257	34	1:44.680	22.767	48.044	33.869	257

12 Tobias Neuser , Lamborghini Gallardo LP600+ / D

Theoretische Bestzeit: 1:42.14

Lap	Time	S1	S2	S3	Vmax	Lap	Time	S1	S2	S3	Vmax
1	2:15.940	42.901	54.204	38.835	247	18	1:44.930	22.444	48.013		257
2	2:27.558	33.809	1:18.862	34.887	79	19	3:02.489	1:33.132	52.403	36.954	248
3	2:32.321	34.164	1:12.207	45.950	118	20	1:53.781	24.627	51.777	37.377	241
4	1:46.959	23.884	49.862	33.213	258	21	2:02.990	26.262	54.180		241
5	1:43.318	22.337	47.776	33.205	256	22	2:16.314	47.805	51.977	36.532	244
6	1:43.591	22.249	47.928	33.414	258	23	1:54.803	24.375	53.690	36.738	252
7	1:44.081	22.651	47.938	33.492	262	24	1:52.008	23.809	51.535	36.664	251
8	1:44.424	22.324	48.409	33.691	262	25	1:50.470	23.414	49.935	37.121	254
9	1:44.343	22.530	48.754	33.059	254	26	1:52.771	23.668	51.694	37.409	252
10	1:44.948	22.225	49.668	33.055	236	27	1:51.424	23.931	50.302	37.191	249
11	1:42.374	22.066	47.311	32.997	257	28	1:50.404	23.975	50.753	35.676	251
12	1:43.629	22.103	47.502	34.024	258	29	1:50.206	23.779	50.255	36.172	251
13	1:43.074	22.724	47.523	32.827	255	30	1:50.502	24.022	50.146	36.334	252
14	1:42.929	22.206	47.555	33.168	258	31	1:49.305	24.096	49.958	35.251	252
15	1:42.572	22.007	47.476	33.089	255	32	1:49.226	23.545	50.204	35.477	252
16	1:44.550	22.910	48.380	33.260	256	33	1:51.055	24.313	50.277	36.465	254
17	1:43.350	22.498	47.572	33.280	257						

13 Oliver Dutt , Porsche 911 GT3 R / D

Theoretische Bestzeit: 1:42.22

Lap	Time	S1	S2	S3	Vmax	Lap	Time	S1	S2	S3	Vmax
1	2:03.109	32.670	50.447	39.992	261	18	1:45.440	22.803	48.735	33.902	264
2	2:24.957	33.896	1:13.127	37.934	108	19	1:45.157	22.453	48.402		263
3	2:37.528	33.868	1:17.523	46.137	121	20	2:56.194	1:30.976	49.796	35.422	261
4	1:43.774	22.534	47.930	33.310	263	21	1:49.378	23.658	49.321		262
5	1:43.597	22.542	47.708	33.347	266	22	2:10.105	45.041	50.017	35.047	262
6	1:44.096	22.419	48.484	33.193	267	23	1:46.814	23.185	49.105	34.524	264
7	1:43.097	22.274	47.615	33.208	267	24	1:45.462	22.959	48.251	34.252	264
8	1:43.018	22.183	47.469	33.366	266	25	1:45.387	22.890	48.600	33.897	264
9	1:43.328	22.370	47.668	33.290	267	26	1:45.542	22.832	48.553	34.157	266
10	1:43.528	22.106	48.042	33.380	267	27	1:45.852	22.975	49.044	33.833	264
11	1:42.642	22.372	47.061	33.209	266	28	1:45.979	23.095	48.780	34.104	265
12	1:42.687	22.084	47.528	33.075	265	29	1:45.099	22.714	48.136	34.249	266
13	1:43.511	22.356	47.682	33.473	266	30	1:46.029	23.060	48.603	34.366	263
14	1:43.472	22.283	47.739	33.450	266	31	1:47.757	22.956	50.256	34.545	224
15	1:44.136	22.527	48.020	33.589	266	32	1:45.152	23.063	48.074	34.015	264
16	1:44.261	22.713	48.012	33.536	265	33	1:44.873	22.772	48.088	34.013	264
17	1:44.512	22.628	48.073	33.811	264	34	1:45.433	22.778	48.105	34.550	266

15 Swen Dolenc , Porsche 911 GT3 R / D

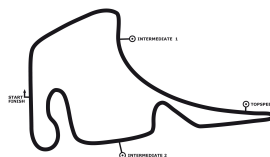
Theoretische Bestzeit: 1:42.29

Lap	Time	S1	S2	S3	Vmax	Lap	Time	S1	S2	S3	Vmax
1	2:04.242	32.501	51.475	40.266	259	18	2:53.676	1:32.244	47.967	33.465	260
2	2:26.388	34.118	1:12.655	39.615	95	19	1:43.751	22.634	47.600	33.517	260
3	2:35.649	32.789	1:17.092	45.768	111	20	1:43.356	22.616	47.531	33.209	261
4	1:43.426	22.618	47.588	33.220	263	21	1:43.026	22.425	47.394	33.207	262
5	1:43.652	22.463	48.011	33.178	264	22	1:43.293	22.305	47.592	33.396	262
6	1:43.045	22.236	47.916	32.893	266	23	1:43.878	22.656	47.735	33.487	261
7	1:42.861	22.256	47.636	32.969	264	24	1:44.708	22.511	48.133	34.064	262
8	1:43.285	22.216	47.434	33.635	264	25	1:44.858	22.481	47.824	34.553	264
9	1:43.270	22.401	47.825	33.044	264	26	1:43.972	22.621	47.671	33.680	262
10	1:43.120	22.008	47.962	33.150	265	27	1:43.650	22.667	47.554	33.429	262
11	1:42.872	22.071	47.766	33.035	264	28	1:44.063	22.749	47.716	33.598	261
12	1:42.938	22.247	47.528	33.163	263	29	1:43.833	22.529	47.632	33.672	262
13	1:43.243	22.311	47.401	33.531	262	30	1:44.975	22.739	48.341	33.895	261
14	1:43.618	22.524	47.825	33.269	262	31	1:45.237	22.983	48.686	33.568	261
15	1:44.320	22.787	47.959	33.574	261	32	1:44.381	22.615	47.919	33.847	260
16	1:44.229	22.687	47.986	33.556	261	33	1:43.726	22.582	47.615	33.529	261
17	1:44.545	22.568	47.830		260	34	1:45.396	22.772	47.969	34.655	262

30.09. - 02.10.2011

Hockenheimring, Länge 4574 m

ADAC GT Masters
Rennen 1



DMSB -Reg. Nr.:275/11
Deutscher Motor Sport Bund e.V.

16 Otto Klohs , Porsche 911 GT3 R / D

Theoretische Bestzeit: 1:56.72

Lap	Time	S1	S2	S3	Vmax	Lap	Time	S1	S2	S3	Vmax
1	2:14.187	36.375	57.471	40.341	248	3	2:33.725	33.837	1:13.576	46.312	119
2	2:27.079	34.064	1:17.900	35.115	86	4	2:17.133	24.137	1:20.797		258

17 Michael Golz , Lamborghini Gallardo GT3 / D

Theoretische Bestzeit: 1:45.34

Lap	Time	S1	S2	S3	Vmax	Lap	Time	S1	S2	S3	Vmax
1	2:11.747	36.984	55.602	39.161	242	17	1:46.724	23.073	49.046	34.605	253
2	2:27.690	34.169	1:15.748	37.773	119	18	1:46.294	22.735	49.294	34.265	254
3	2:34.710	33.211	1:14.201	47.298	113	19	1:47.811	23.121	50.128	34.562	253
4	1:55.066	24.311	54.114	36.641	250	20	1:46.767	23.972	48.855	33.940	251
5	1:50.208	23.765	50.874	35.569	248	21	1:47.806	23.717	49.336	34.753	252
6	1:50.763	23.913	51.240	35.610	243	22	1:49.166	22.799	51.426	34.941	253
7	1:50.393	23.258	50.778	36.357	249	23	1:46.867	23.332	49.099	34.436	254
8	1:49.759	23.524	50.264	35.971	249	24	1:46.856	23.363	49.167	34.326	252
9	2:03.773	24.018	1:03.064	36.691	244	25	1:47.685	23.254	49.502	34.929	252
10	1:51.791	23.634	51.533	36.624	248	26	1:47.962	23.439	49.741	34.782	248
11	1:54.714	24.317	52.048	38.349	248	27	1:48.299	23.429	50.066	34.804	230
12	1:59.983	25.503	56.080	38.400	246	28	1:47.087	22.994	49.322	34.771	250
13	1:55.473	25.047	52.195		250	29	1:49.166	24.656	49.463	35.047	253
14	3:00.968	1:34.169	50.886	35.913	247	30	1:47.309	23.287	49.443	34.579	254
15	1:46.315	22.548	49.369	34.398	252	31	1:52.068	23.789	51.145	37.134	239
16	1:47.670	23.123	49.391	35.156	252	32	2:13.895	27.650	1:03.299	42.946	152

18 Toni Seiler , Corvette Z06.R GT3 / CH

Theoretische Bestzeit: 1:42.06

Lap	Time	S1	S2	S3	Vmax	Lap	Time	S1	S2	S3	Vmax
1	2:08.889	33.678	55.612	39.599	253	18	1:42.381	22.291	47.259	32.831	261
2	2:25.587	34.172	1:13.950	37.465	112	19	1:42.667	22.246	47.268	33.153	261
3	2:35.942	34.425	1:15.487	46.030	128	20	1:42.699	22.154	47.124	33.421	260
4	1:45.045	22.989	48.343	33.713	260	21	1:44.446	22.555	48.336	33.555	264
5	1:44.139	22.519	48.210	33.410	260	22	1:44.416	22.454	47.965	33.997	260
6	1:44.104	22.510	47.993	33.601	262	23	1:43.129	22.500	47.557	33.072	260
7	1:43.628	22.463	47.881	33.284	262	24	1:43.119	22.197	47.656	33.266	262
8	1:44.413	22.687	48.500	33.226	262	25	1:43.301	22.467	47.646	33.188	263
9	1:44.067	22.596	48.270	33.201	260	26	1:42.975	22.320	47.414	33.241	260
10	1:44.410	22.388	48.607	33.415	262	27	1:43.892	22.360	48.366	33.166	263
11	1:44.153	22.565	48.174	33.414	262	28	1:43.184	22.340	47.572	33.272	259
12	1:44.321	22.544	47.829	33.948	261	29	1:43.386	22.328	47.564	33.494	260
13	1:45.058	22.752	48.475	33.831	262	30	1:44.321	22.497	48.036	33.788	261
14	1:47.581	22.488	48.324		260	31	1:46.409	23.117	48.899	34.393	260
15	2:54.777	1:33.187	48.293	33.297	255	32	1:45.559	22.738	48.628	34.193	260
16	1:42.290	22.158	47.350	32.782	259	33	1:45.230	22.710	48.640	33.880	258
17	1:42.428	22.404	47.180	32.844	260	34	1:45.915	22.775	48.809	34.331	258

19 Alfredo Saligari , Corvette Z06.R GT3 / CH

Theoretische Bestzeit: 1:45.49

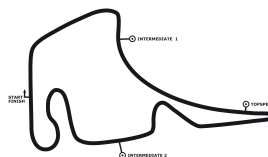
Lap	Time	S1	S2	S3	Vmax	Lap	Time	S1	S2	S3	Vmax
1	2:14.109	36.597	56.818	40.694	250	17	1:48.935	24.273	50.070	34.592	252
2	2:26.816	33.422	1:17.724	35.670	87	18	2:18.493	22.986	49.865	1:05.642	252
3	2:33.704	33.392	1:13.836	46.476	137	19	1:48.539	23.615	50.748	34.176	252
4	1:54.924	24.038	55.580	35.306	253	20	1:47.460	22.598	49.178	35.684	255
5	1:50.146	23.762	51.299	35.085	250	21	1:46.486	22.902	48.946	34.638	255
6	1:49.112	23.826	50.362	34.924	250	22	1:46.453	22.814	49.200	34.439	255
7	1:48.586	23.241	50.520	34.825	252	23	1:49.103	23.016	51.182	34.905	253
8	1:47.572	23.126	49.598	34.848	252	24	1:47.499	23.413	49.483	34.603	255
9	1:47.194	23.180	49.400	34.614	253	25	1:46.574	23.285	48.890	34.399	254
10	1:47.630	23.171	49.450	35.009	253	26	1:49.160	23.763	50.510	34.887	256
11	1:47.492	23.296	49.421	34.775	252	27	1:46.818	23.109	48.716	34.993	255
12	1:47.996	23.460	49.745	34.791	251	28	1:48.382	23.526	49.932	34.924	253
13	1:47.364	23.132	49.405	34.827	251	29	1:47.591	23.170	49.454	34.967	253
14	1:50.222	24.365	50.550	35.307	249	30	1:52.361	23.309	54.282	34.770	255
15	1:47.453	22.991	49.594		252	31	1:48.224	23.323	49.091	35.810	253
16	3:03.301	1:38.461	50.399	34.441	247	32	1:53.928	24.419	52.865	36.644	240

30.09. - 02.10.2011

Hockenheimring, Länge 4574 m

ADAC GT Masters

Rennen 1

DMSB -Reg. Nr.:275/11
Deutscher Motor Sport Bund e.V.

20 Kenneth Heyer , Mercedes-Benz SLS AMG GT3 / D

Theoretische Bestzeit: 1:42.88

Lap	Time	S1	S2	S3	Vmax	Lap	Time	S1	S2	S3	Vmax
1	2:08.257	34.086	54.213	39.958	250	18	1:43.105	22.330	47.532	33.243	258
2	2:25.099	33.494	1:12.614	38.991	108	19	1:43.030	22.247	47.462	33.321	258
3	2:36.234	34.566	1:15.732	45.936	123	20	1:44.246	22.284	47.566	34.396	259
4	1:44.938	23.132	48.439	33.367	258	21	1:45.708	22.654	49.284	33.770	260
5	1:44.299	22.802	48.068	33.429	258	22	1:44.096	22.337	47.964	33.795	260
6	1:43.820	22.617	48.027	33.176	258	23	1:45.253	22.705	48.456	34.092	259
7	1:44.130	22.577	48.215	33.338	260	24	1:44.517	22.564	48.031	33.922	260
8	1:43.714	22.371	47.632	33.711	258	25	1:43.932	22.563	47.994	33.375	259
9	1:43.773	22.553	47.997	33.223	259	26	1:43.504	22.273	47.759	33.472	258
10	1:44.461	22.752	48.451	33.258	259	27	1:44.978	22.627	47.674	34.677	258
11	1:44.285	22.808	48.193	33.284	259	28	1:44.123	22.538	47.824	33.761	257
12	1:44.966	22.729	48.381	33.856	258	29	1:43.774	22.570	47.659	33.545	257
13	1:43.914	22.519	48.076	33.319	257	30	1:43.823	22.599	47.805	33.419	257
14	1:46.413	22.478	48.665		257	31	1:44.077	22.533	48.029	33.515	258
15	2:52.564	1:31.068	48.278	33.218	252	32	1:44.435	22.662	48.116	33.657	258
16	1:43.539	22.400	47.820	33.319	257	33	1:45.273	22.785	48.634	33.854	257
17	1:43.171	22.363	47.553	33.255	257	34	1:44.547	22.985	47.943	33.619	257

21 Oliver Mayer , Mercedes-Benz SLS AMG GT3 / D

Theoretische Bestzeit: 1:45.87

Lap	Time	S1	S2	S3	Vmax	Lap	Time	S1	S2	S3	Vmax
1	2:15.030	35.506	59.894	39.630	246	5	1:47.854	23.102	50.193	34.559	248
2	2:27.224	33.723	1:18.215	35.286	77	6	1:47.047	23.168	49.685	34.194	249
3	2:33.335	33.703	1:13.335	46.297	123	7	1:45.976	22.812	48.865	34.299	257
4	1:52.137	23.920	53.692	34.525	257	8	1:47.560	23.236	49.596	34.728	254

22 Florian Stoll , Mercedes-Benz SLS AMG GT3 / D

Theoretische Bestzeit: 1:41.61

Lap	Time	S1	S2	S3	Vmax	Lap	Time	S1	S2	S3	Vmax
1	2:02.235	30.866	51.389	39.980	246	18	1:42.136	22.217	47.133	32.786	260
2	2:24.088	32.949	1:12.362	38.777	105	19	1:42.283	22.127	47.136	33.020	260
3	2:37.534	33.604	1:18.593	45.337	96	20	1:44.061	22.372	48.228	33.461	262
4	1:43.905	22.458	48.156	33.291	262	21	1:42.972	22.617	47.554	32.801	258
5	1:43.444	22.615	47.956	32.873	261	22	1:42.405	22.116	47.454	32.835	259
6	1:42.549	22.331	47.419	32.799	260	23	1:42.486	22.307	47.212	32.967	260
7	1:43.637	22.451	48.273	32.913	262	24	1:42.857	22.271	47.644	32.942	262
8	1:43.446	22.233	48.253	32.960	263	25	1:43.639	22.509	47.635	33.495	262
9	1:41.714	21.971	47.192	32.551	258	26	1:42.983	22.324	47.592	33.067	260
10	1:41.741	22.004	47.226	32.511	260	27	1:43.359	22.539	47.676	33.144	260
11	1:41.898	22.055	47.287	32.556	260	28	1:44.117	22.568	47.907	33.642	260
12	1:42.524	22.282	47.316	32.926	259	29	1:43.845	22.550	47.584	33.711	260
13	1:42.874	22.272	47.479	33.123	259	30	1:44.519	22.693	48.076	33.750	260
14	1:43.842	22.266	47.630		259	31	2:06.567	44.468	48.824	33.275	254
15	2:48.699	1:27.916	48.013	32.770	256	32	1:43.930	22.554	47.870	33.506	258
16	1:43.966	22.372	47.590		257	33	1:43.644	22.313	47.913	33.418	259
17	2:03.622	43.235	47.502	32.885	259	34	1:44.960	22.586	47.898	34.476	260

24 Marc A. Hayek , Lamborghini Gallardo LP600+ / CH

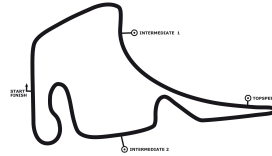
Theoretische Bestzeit: 1:42.62

Lap	Time	S1	S2	S3	Vmax	Lap	Time	S1	S2	S3	Vmax
1	2:05.458	32.245	52.554	40.659	259	18	1:42.869	22.415	47.307	33.147	260
2	2:25.955	34.104	1:12.322	39.529	100	19	1:44.349	22.451	47.335	34.563	261
3	2:36.492	33.400	1:16.734	46.358	123	20	1:44.112	22.928	47.839	33.345	260
4	1:45.035	23.139	48.186	33.710	257	21	1:43.772	22.437	47.644	33.691	262
5	1:43.952	22.622	47.914	33.416	260	22	1:42.867	22.167	47.495	33.205	261
6	1:43.742	22.415	47.604	33.723	260	23	1:42.939	22.238	47.427	33.274	261
7	1:43.502	22.650	47.607	33.245	260	24	1:43.027	22.261	47.498	33.268	262
8	1:43.275	23.313	47.332	33.630	261	25	1:43.250	22.397	47.492	33.361	262
9	1:45.840	23.665	48.619	33.556	258	26	1:44.076	22.472	47.938	33.666	262
10	1:44.208	22.250	48.544	33.414	262	27	1:43.862	22.506	47.711	33.645	262
11	1:43.761	22.312	47.867	33.582	262	28	1:45.438	22.952	48.256	34.230	261
12	1:43.411	22.570	47.530	33.311	260	29	1:43.781	22.694	47.631	33.456	258
13	1:44.047	22.484	47.870	33.693	260	30	1:44.117	22.492	47.972	33.653	258
14	1:45.843	22.524	47.739		260	31	1:43.914	22.520	47.889	33.505	258
15	3:08.467	1:45.393	49.840	33.234	251	32	1:44.181	22.500	47.878	33.803	260
16	1:43.755	22.619	47.774	33.362	259	33	1:44.302	22.596	47.954	33.752	260

30.09. - 02.10.2011

Hockenheimring, Länge 4574 m

ADAC GT Masters
Rennen 1



DMSB -Reg. Nr.:275/11
Deutscher Motor Sport Bund e.V.

Lap	Time	S1	S2	S3	Vmax	Lap	Time	S1	S2	S3	Vmax
17	1:43.471	22.381	47.425	33.665	261	34	1:44.695	22.684	47.892	34.119	260

26 Ronald van de Laar , Mercedes-Benz SLS AMG GT3 / NL

Theoretische Bestzeit: 1:43.78

Lap	Time	S1	S2	S3	Vmax	Lap	Time	S1	S2	S3	Vmax
1	2:13.204	35.971	56.913	40.320	244	18	1:44.923	22.594	48.708	33.621	255
2	2:27.071	33.896	1:17.214	35.961	90	19	1:44.982	22.517	48.875	33.590	255
3	2:34.006	33.413	1:13.803	46.790	103	20	1:46.064	22.709	48.458	34.897	255
4	1:46.524	23.794	48.635	34.095	253	21	1:47.859	23.862	50.322	33.675	249
5	1:44.409	22.634	48.183	33.592	255	22	1:45.181	22.988	48.527	33.666	253
6	1:44.004	22.342	48.160	33.502	255	23	1:45.375	22.785	48.944	33.646	255
7	1:44.143	22.595	48.059	33.489	256	24	1:45.108	22.864	48.607	33.637	255
8	1:44.557	22.268	48.583	33.706	256	25	1:46.077	22.668	49.560	33.849	255
9	1:46.072	22.421	49.617	34.034	257	26	1:45.323	22.760	48.668	33.895	254
10	1:45.478	22.435	49.302	33.741	253	27	1:49.017	22.739	49.222		255
11	1:45.056	22.788	48.293	33.975	254	28	2:00.799	38.068	49.075	33.656	252
12	1:44.915	22.500	48.440	33.975	253	29	1:45.348	22.909	48.473	33.966	253
13	1:44.847	22.546	48.400	33.901	254	30	1:46.333	23.076	49.333	33.924	253
14	1:46.628	22.656	48.920		251	31	1:47.398	22.869	50.708	33.821	254
15	2:54.090	1:31.380	49.235	33.475	252	32	1:45.023	22.841	48.724	33.458	254
16	1:45.018	22.838	48.444	33.736	255	33	1:47.217	22.755	50.274	34.188	254
17	1:45.142	22.836	48.723	33.583	254						

27 Sven Hannawald , Corvette Z06.R GT3 / D

Theoretische Bestzeit: 1:42.21

Lap	Time	S1	S2	S3	Vmax	Lap	Time	S1	S2	S3	Vmax
1	2:09.405	33.829	55.986	39.590	257	18	1:42.233	22.021	47.281	32.931	264
2	2:26.344	34.436	1:13.960	37.948	112	19	1:42.404	22.142	47.268	32.994	261
3	2:35.192	34.042	1:15.255	45.895	134	20	1:43.605	22.098	47.439	34.068	262
4	1:45.007	23.065	48.188	33.754	264	21	1:43.677	22.472	47.756	33.449	267
5	1:44.044	22.477	48.142	33.425	261	22	1:43.132	22.130	47.364	33.638	264
6	1:44.122	22.547	48.037	33.538	261	23	1:42.896	22.507	47.340	33.049	258
7	1:43.590	22.606	47.875	33.109	264	24	1:42.656	22.227	47.506	32.923	262
8	1:43.400	22.537	47.675	33.188	261	25	1:42.826	22.328	47.415	33.083	264
9	1:44.044	22.616	48.362	33.066	263	26	1:43.733	22.389	47.546	33.798	257
10	1:44.732	22.216	48.824	33.692	266	27	1:43.006	22.433	47.389	33.184	264
11	1:43.745	22.286	48.151	33.308	264	28	1:43.715	22.337	48.257	33.121	264
12	1:44.646	22.502	48.156	33.988	264	29	1:42.673	22.309	47.318	33.046	255
13	1:44.918	22.831	48.137	33.950	260	30	1:43.126	22.337	47.563	33.226	262
14	1:46.196	22.576	48.255		258	31	1:43.133	22.367	47.569	33.197	263
15	2:55.132	1:33.554	48.355	33.223	260	32	1:43.243	22.381	47.548	33.314	263
16	1:43.053	22.280	47.774	32.999	258	33	1:43.308	22.483	47.430	33.395	261
17	1:42.513	22.081	47.489	32.943	259	34	1:44.967	22.874	47.820	34.273	261

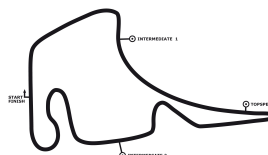
28 Diego Alessi , Corvette Z06.R GT3 / I

Theoretische Bestzeit: 1:41.66

Lap	Time	S1	S2	S3	Vmax	Lap	Time	S1	S2	S3	Vmax
1	1:53.920	28.596	48.059	37.265	255	18	1:43.384	23.514	47.141	32.729	259
2	2:23.300	32.112	1:12.244	38.944	133	19	1:42.071	22.141	47.202	32.728	260
3	2:41.031	32.205	1:18.930	49.896	108	20	1:42.466	22.183	47.489	32.794	260
4	1:43.723	22.216	48.701	32.806	257	21	1:42.162	22.105	47.261	32.796	258
5	1:42.792	22.305	47.659	32.828	260	22	1:42.475	22.167	47.362	32.946	258
6	1:42.303	21.979	47.533	32.791	259	23	1:42.429	22.255	47.209	32.965	258
7	1:41.872	21.948	47.149	32.775	260	24	1:42.714	22.294	47.329	33.091	260
8	1:42.058	22.145	47.088	32.825	260	25	1:42.382	22.239	47.168	32.975	261
9	1:42.148	22.278	47.199	32.671	259	26	1:42.867	22.319	47.364	33.184	260
10	1:42.821	22.155	47.911	32.755	262	27	1:43.094	22.499	47.384	33.211	258
11	1:42.091	22.060	47.314	32.717	261	28	1:43.083	22.505	47.502	33.076	259
12	1:42.478	22.353	47.047	33.078	260	29	1:43.849	22.623	47.643	33.583	259
13	1:42.662	22.597	47.128	32.937	260	30	1:44.324	22.624	47.944	33.756	260
14	1:42.680	22.245	47.481	32.954	260	31	1:45.512	23.221	48.402	33.889	260
15	1:42.732	22.143	47.587	33.002	260	32	2:11.829	22.926	1:00.216		260
16	1:44.224	22.827	47.781		260	33	2:21.759	59.715	48.646	33.398	245
17	2:51.360	1:31.449	47.123	32.788	262	34	1:42.852	22.364	47.256	33.232	259

30.09. - 02.10.2011

Hockenheimring, Länge 4574 m

ADAC GT Masters
Rennen 1DMSB -Reg. Nr.:275/11
Deutscher Motor Sport Bund e.V.

30 Stefan Wendt , Porsche 911 GT3 R / D

Theoretische Bestzeit: 1:41.94

Lap	Time	S1	S2	S3	Vmax	Lap	Time	S1	S2	S3	Vmax
1	33:42.328	32:11	55.561	35.666	223	10	1:45.289	22.437	47.895		263
2	1:46.382	23.525	49.279	33.578	258	11	2:59.389	1:35.212	48.927	35.250	262
3	1:44.239	22.182	49.030	33.027	262	12	1:42.929	22.587	47.132	33.210	262
4	1:42.066	22.047	47.252	32.767	264	13	1:43.073	22.479	47.370	33.224	262
5	1:42.841	22.233	47.439	33.169	264	14	1:42.870	22.237	47.327	33.306	264
6	1:43.136	22.138	47.846	33.152	263	15	1:43.312	22.529	47.378	33.405	264
7	1:42.871	22.404	47.452	33.015	264	16	1:43.717	22.381	47.568	33.768	264
8	1:43.289	22.419	47.613	33.257	264	17	1:43.058	22.355	47.282	33.421	265
9	1:43.135	22.322	47.645	33.168	264						

31 Carsten Tilke , Mercedes-Benz SLS AMG GT3 / D

Theoretische Bestzeit: 1:43.09

Lap	Time	S1	S2	S3	Vmax	Lap	Time	S1	S2	S3	Vmax
1	2:10.625	34.893	55.942	39.790	246	18	1:43.582	22.277	47.986	33.319	258
2	2:26.647	33.686	1:15.033	37.928	124	19	1:44.647	22.307	48.381	33.959	258
3	2:34.392	33.573	1:14.872	45.947	131	20	1:44.358	22.515	48.514	33.329	258
4	1:45.204	23.081	48.528	33.595	260	21	1:43.873	22.376	48.008	33.489	257
5	1:44.550	22.741	48.118	33.691	259	22	1:43.464	22.308	47.940	33.216	257
6	1:44.812	22.844	48.194	33.774	258	23	1:43.763	22.435	47.624	33.704	258
7	1:43.695	22.605	47.863	33.227	259	24	1:44.198	22.391	48.367	33.440	258
8	1:43.575	22.484	47.701	33.390	258	25	1:43.750	22.511	47.839	33.400	259
9	1:44.202	22.494	48.147	33.561	258	26	1:44.382	22.541	48.067	33.774	258
10	1:46.198	22.636	49.759	33.803	259	27	1:43.788	22.295	47.644	33.849	259
11	1:44.104	22.416	47.906	33.782	260	28	1:46.180	23.130	49.092	33.958	256
12	1:45.248	22.550	48.276	34.422	258	29	1:44.648	23.165	47.785	33.698	257
13	1:45.350	22.715	48.890	33.745	255	30	1:43.886	22.335	47.958	33.593	258
14	1:46.437	22.839	48.003		256	31	1:44.602	22.558	48.225	33.819	259
15	2:53.155	1:31.584	48.240	33.331	255	32	1:43.905	22.555	47.807	33.543	258
16	1:43.285	22.360	47.599	33.326	260	33	1:43.959	22.513	47.747	33.699	258
17	1:43.497	22.382	47.785	33.330	259	34	1:44.711	22.738	48.168	33.805	258

32 Dominik Baumann , Mercedes-Benz SLS AMG GT3 / A

Theoretische Bestzeit: 1:42.25

Lap	Time	S1	S2	S3	Vmax	Lap	Time	S1	S2	S3	Vmax
1	2:01.870	30.589	51.559	39.722	254	18	1:43.701	22.599	47.584	33.518	258
2	2:24.164	32.969	1:12.479	38.716	103	19	1:43.997	22.389	47.962	33.646	260
3	2:37.420	33.204	1:18.661	45.555	93	20	1:43.911	22.627	47.805	33.479	257
4	1:43.926	22.583	48.172	33.171	260	21	1:43.984	22.310	47.920	33.754	259
5	1:44.551	22.464	48.971	33.116	260	22	1:43.838	22.535	47.854	33.449	258
6	1:42.762	22.323	47.577	32.862	260	23	1:43.642	22.553	47.722	33.367	258
7	1:43.487	22.488	47.995	33.004	257	24	1:44.060	22.641	47.996	33.423	258
8	1:43.708	22.294	47.718	33.696	259	25	1:44.755	22.888	48.193	33.674	257
9	1:42.670	22.205	47.516	32.949	258	26	1:44.354	22.644	48.081	33.629	258
10	1:42.759	22.136	47.900	32.723	258	27	1:43.944	22.377	47.959	33.608	258
11	1:42.590	22.095	47.542	32.953	258	28	1:44.407	22.693	47.925	33.789	257
12	1:42.782	22.348	47.437	32.997	257	29	1:44.003	22.541	47.708	33.754	257
13	1:42.966	22.366	47.512	33.088	258	30	1:44.831	22.536	48.485	33.810	257
14	1:42.566	22.200	47.467	32.899	258	31	1:44.934	22.644	48.206	34.084	255
15	1:43.269	22.217	47.632		259	32	1:44.310	22.656	47.841	33.813	257
16	2:52.555	1:30.953	47.847	33.755	257	33	1:43.888	22.428	47.779	33.681	257
17	1:45.473	22.885	48.754	33.834	254	34	1:44.649	22.593	48.176	33.880	258

33 Christiaan Frankenhouet , Mercedes-Benz SLS AMG GT3 / NL

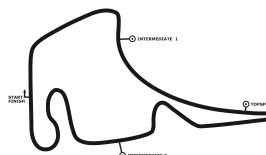
Theoretische Bestzeit: 1:42.16

Lap	Time	S1	S2	S3	Vmax	Lap	Time	S1	S2	S3	Vmax
1	1:59.271	30.784	50.021	38.466	255	16	1:44.930	22.435	48.537	33.958	261
2	2:23.251	32.142	1:12.373	38.736	117	17	1:43.344	22.434	47.566	33.344	258
3	2:38.472	32.788	1:19.182	46.502	97	18	1:44.585	22.672	47.901		258
4	1:44.257	22.503	48.073	33.681	257	19	2:52.140	1:30.620	47.647	33.873	260
5	1:43.347	22.465	47.708	33.174	257	20	1:43.935	22.586	47.919	33.430	260
6	1:42.660	22.032	47.581	33.047	259	21	1:43.562	22.476	47.517	33.569	259
7	1:43.023	22.199	47.809	33.015	258	22	1:44.222	22.750	47.378	34.094	261
8	1:42.546	21.959	47.683	32.904	259	23	1:44.023	22.581	47.741	33.701	260
9	1:42.260	21.907	47.472	32.881	260	24	1:43.744	22.287	47.849	33.608	260
10	1:42.874	21.956	47.961	32.957	259	25	1:43.358	22.452	47.497	33.409	260
11	1:42.447	22.104	47.381	32.962	260	26	1:43.464	22.341	47.654	33.469	260

30.09. - 02.10.2011

Hockenheimring, Länge 4574 m

ADAC GT Masters
Rennen 1



DMSB -Reg. Nr.:275/11
Deutscher Motor Sport Bund e.V.

Lap	Time	S1	S2	S3	Vmax	Lap	Time	S1	S2	S3	Vmax
12	1:42.779	22.071	47.696	33.012	258	27	1:43.721	22.486	47.716	33.519	259
13	1:42.618	22.087	47.442	33.089	260	28	1:43.364	22.274	47.494	33.596	259
14	1:43.012	22.205	47.644	33.163	258	29	1:43.654	22.247	47.721	33.686	260
15	1:42.924	22.099	47.856	32.969	259	30	1:54.451	22.471	58.285	33.695	260

34 Lance David Arnold , Mercedes-Benz SLS AMG GT3 / D

Theoretische Bestzeit: 1:42.05

Lap	Time	S1	S2	S3	Vmax	Lap	Time	S1	S2	S3	Vmax
1	2:00.844	31.327	49.939	39.578	259	18	1:44.433	22.617	47.793		260
2	2:24.015	32.651	1:12.773	38.591	96	19	2:53.820	1:32.395	47.881	33.544	258
3	2:37.450	32.708	1:18.906	45.836	96	20	1:43.603	22.321	47.878	33.404	258
4	1:43.713	22.478	48.174	33.061	258	21	1:43.100	22.067	47.572	33.461	259
5	1:44.814	23.021	48.897	32.896	254	22	1:43.416	22.332	47.728	33.356	258
6	1:42.553	22.018	47.419	33.116	259	23	1:43.570	22.382	47.795	33.393	258
7	1:43.678	22.401	48.376	32.901	257	24	1:44.173	22.365	47.713	34.095	260
8	1:44.343	22.282	48.619	33.442	260	25	1:43.125	22.304	47.585	33.236	260
9	1:42.365	22.088	47.483	32.794	259	26	1:43.253	22.345	47.635	33.273	260
10	1:42.191	22.125	47.449	32.617	260	27	1:43.587	22.335	47.919	33.333	260
11	1:42.294	22.094	47.415	32.785	259	28	1:43.519	22.337	47.800	33.382	260
12	1:42.625	22.274	47.417	32.934	259	29	1:43.842	22.602	47.694	33.546	260
13	1:42.695	22.268	47.541	32.886	258	30	1:44.476	22.645	47.941	33.890	259
14	1:42.901	22.321	47.723	32.857	259	31	1:44.328	22.803	48.173	33.352	258
15	1:42.787	22.267	47.488	33.032	259	32	1:44.791	22.747	48.074	33.970	258
16	1:44.314	23.478	47.901	32.935	257	33	1:44.172	22.799	47.824	33.549	257
17	1:43.492	22.524	47.670	33.298	260	34	1:44.773	22.796	48.048	33.929	260

35 Mario Farnbacher , Ferrari 458 GT3 / D

Theoretische Bestzeit: 1:41.68

Lap	Time	S1	S2	S3	Vmax	Lap	Time	S1	S2	S3	Vmax
1	1:54.713	28.980	48.857	36.876	249	18	2:57.941	1:37.138	47.664	33.139	257
2	2:23.307	31.930	1:12.697	38.680	134	19	1:43.042	22.131	48.083	32.828	257
3	2:40.544	32.022	1:19.695	48.827	123	20	1:42.699	22.251	47.504	32.944	256
4	1:43.089	22.215	47.838	33.036	259	21	1:42.900	22.247	47.882	32.771	256
5	1:42.817	22.076	47.960	32.781	254	22	1:42.787	22.262	47.503	33.022	257
6	1:42.049	21.965	47.394	32.690	255	23	1:43.974	22.266	48.253	33.455	257
7	1:42.127	21.930	47.294	32.903	255	24	1:43.024	22.317	47.757	32.950	257
8	1:41.942	21.912	47.204	32.826	257	25	1:42.724	22.154	47.469	33.101	257
9	1:42.200	21.973	47.292	32.935	256	26	1:42.766	22.230	47.560	32.976	257
10	1:42.733	21.995	47.847	32.891	255	27	1:42.769	22.060	47.631	33.078	257
11	1:42.092	22.057	47.079	32.956	256	28	1:43.326	22.173	47.739	33.414	255
12	1:42.640	21.967	47.436	33.237	255	29	1:42.826	22.154	47.719	32.953	256
13	1:42.504	22.129	47.554	32.821	255	30	1:42.970	22.190	47.620	33.160	255
14	1:42.713	22.102	47.663	32.948	256	31	1:44.374	22.228	47.647		255
15	1:42.737	22.190	47.481	33.066	255	32	1:59.170	37.761	47.831	33.578	257
16	1:45.138	23.094	48.881	33.163	257	33	1:44.202	22.888	47.926	33.388	259
17	1:43.678	22.137	47.481		254	34	1:44.805	23.002	48.121	33.682	257

36 Maximilian Mayer , Mercedes-Benz SLS AMG GT3 / D

Theoretische Bestzeit: 1:42.41

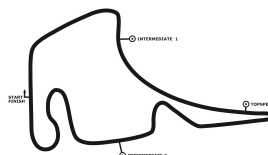
Lap	Time	S1	S2	S3	Vmax	Lap	Time	S1	S2	S3	Vmax
1	2:04.849	31.952	52.473	40.424	254	18	1:43.490	22.511	47.527	33.452	260
2	2:26.269	34.008	1:12.620	39.641	97	19	1:43.551	22.505	47.779	33.267	260
3	2:35.638	32.763	1:17.238	45.637	115	20	1:42.712	22.253	47.410	33.049	262
4	1:44.070	22.700	48.199	33.171	260	21	1:42.493	22.126	47.368	32.999	260
5	1:43.488	22.499	47.958	33.031	260	22	1:42.824	22.156	47.443	33.225	260
6	1:43.466	22.310	48.052	33.104	261	23	1:43.202	22.508	47.461	33.233	260
7	1:43.283	22.699	47.599	32.985	262	24	1:43.508	22.326	47.898	33.284	262
8	1:43.238	22.528	47.626	33.084	260	25	1:43.714	22.286	48.004	33.424	262
9	1:43.108	22.334	47.568	33.206	260	26	1:43.252	22.449	47.521	33.282	260
10	1:43.862	22.483	48.463	32.916	261	27	1:43.346	22.396	47.514	33.436	261
11	1:42.956	22.272	47.561	33.123	261	28	1:44.374	22.853	48.043	33.478	259
12	1:43.346	22.544	47.561	33.241	259	29	1:44.034	22.666	47.710	33.658	260
13	1:43.104	22.249	47.514	33.341	259	30	1:44.862	22.597	48.365	33.900	259
14	1:43.420	22.373	47.837	33.210	260	31	1:46.149	24.387	48.355	33.407	257
15	1:43.630	22.683	47.699	33.248	259	32	1:43.258	22.379	47.550	33.329	258
16	1:45.478	22.729	48.186		259	33	1:44.185	22.476	48.158	33.551	258
17	2:54.736	1:33.907	47.669	33.160	258	34	1:44.123	22.466	48.015	33.642	260

30.09. - 02.10.2011

Hockenheimring, Länge 4574 m

ADAC GT Masters

Rennen 1

DMSB -Reg. Nr.:275/11
Deutscher Motor Sport Bund e.V.

37 Michael Christensen , Dodge Viper Competition Coupé / DK

Theoretische Bestzeit: 1:42.42

Lap	Time	S1	S2	S3	Vmax	Lap	Time	S1	S2	S3	Vmax
1	1:55.342	29.407	48.966	36.969	262	15	1:43.012	22.360	47.174	33.478	268
2	2:23.597	31.873	1:12.955	38.769	144	16	1:43.546	22.511	47.467	33.568	268
3	2:39.959	31.786	1:19.698	48.475	114	17	1:43.773	22.694	47.334	33.745	267
4	1:43.749	22.498	48.127	33.124	267	18	1:45.627	22.461	47.668		269
5	1:43.028	22.168	47.680	33.180	269	19	2:56.027	1:33.891	48.177	33.959	266
6	1:42.599	22.122	47.284	33.193	268	20	1:47.968	22.792	47.813	37.363	267
7	1:56.549	35.396	48.020	33.133	266	21	1:44.989	22.592	47.969	34.428	267
8	1:42.778	22.146	47.324	33.308	269	22	1:44.467	22.689	47.811	33.967	268
9	1:43.556	22.978	47.369	33.209	267	23	1:45.551	22.777	48.814	33.960	261
10	1:42.937	22.313	47.427	33.197	267	24	1:44.656	22.730	47.876	34.050	267
11	1:43.178	22.405	47.485	33.288	268	25	1:46.226	23.188	48.855	34.183	252
12	1:43.096	22.525	47.270	33.301	267	26	1:45.349	22.862	47.991	34.496	267
13	1:44.035	22.562	47.817	33.656	269	27	1:45.671	22.857	48.098	34.716	266
14	1:43.219	22.338	47.451	33.430	267	28	1:53.196	23.996	49.653		255

39 Ardi van der Hoek , Audi R8 LMS / NL

Theoretische Bestzeit: 1:42.87

Lap	Time	S1	S2	S3	Vmax	Lap	Time	S1	S2	S3	Vmax
1	2:07.112	34.413	52.962	39.737	249	18	1:43.109	22.341	47.628	33.140	254
2	2:25.758	33.806	1:12.779	39.173	91	19	1:44.222	22.310	48.116	33.796	257
3	2:36.153	34.034	1:16.055	46.064	124	20	1:45.812	22.647	48.591	34.574	259
4	1:44.779	22.795	48.377	33.607	255	21	1:45.085	23.563	48.397	33.125	252
5	1:44.261	22.871	48.016	33.374	258	22	1:43.546	22.318	47.803	33.425	257
6	1:44.038	22.718	47.956	33.364	257	23	1:43.202	22.334	47.750	33.118	255
7	1:44.066	22.631	48.261	33.174	258	24	1:43.475	22.292	47.905	33.278	258
8	1:43.986	22.310	47.963	33.713	257	25	1:43.441	22.390	47.729	33.322	255
9	1:43.765	22.391	48.081	33.293	254	26	1:43.689	22.572	47.852	33.265	255
10	1:44.613	22.486	48.584	33.543	255	27	1:45.624	22.546	47.879	35.199	258
11	1:44.169	22.661	48.070	33.438	256	28	1:44.276	22.718	47.858	33.700	254
12	1:44.904	22.672	48.541	33.691	253	29	1:44.259	22.469	48.290	33.500	254
13	1:43.920	22.512	48.039	33.369	253	30	1:44.564	22.455	47.899	34.210	255
14	1:46.030	22.632	48.437		253	31	1:43.821	22.652	47.901	33.268	253
15	2:52.275	1:30.756	48.370	33.149	249	32	1:43.940	22.566	47.887	33.487	254
16	1:44.093	22.547	47.989		251	33	1:43.905	22.429	47.866	33.610	254
17	2:04.262	43.480	47.829	32.953	254	34	1:44.167	22.394	47.966	33.807	255

40 Florian Spengler , BMW ALPINA B6 GT3 / D

Theoretische Bestzeit: 1:41.68

Lap	Time	S1	S2	S3	Vmax	Lap	Time	S1	S2	S3	Vmax
1	1:56.668	30.082	48.968	37.618	254	18	1:44.707	23.029	47.863		258
2	2:23.340	31.387	1:13.406	38.547	136	19	5:08.423	3:45.379	48.513	34.531	256
3	2:39.923	32.082	1:19.771	48.070	129	20	1:44.141	22.561	47.905	33.675	256
4	1:43.635	22.376	47.974	33.285	256	21	1:44.795	22.988	48.270	33.537	255
5	1:42.628	22.202	47.444	32.982	257	22	1:44.069	22.540	48.050	33.479	254
6	1:42.415	22.212	47.447	32.756	258	23	1:43.993	22.724	48.163	33.106	258
7	1:43.099	22.959	47.598	32.542	255	24	1:43.358	22.513	47.558	33.287	257
8	1:42.105	21.949	47.564	32.592	257	25	1:44.149	22.626	47.811	33.712	256
9	1:41.682	21.899	47.276	32.507	257	26	1:46.235	22.737	47.744		256
10	1:42.904	22.076	48.045	32.783	256	27	2:00.922	39.318	48.102	33.502	257
11	1:42.409	22.204	47.469	32.736	256	28	1:44.119	22.647	47.630	33.842	257
12	1:43.105	22.154	47.305		255	29	1:43.730	22.529	47.669	33.532	257
13	1:58.567	38.484	47.507	32.576	256	30	1:44.969	22.731	48.897	33.341	254
14	1:42.638	22.123	47.584	32.931	257	31	1:44.362	22.860	47.969	33.533	255
15	1:42.877	22.425	47.438	33.014	258	32	1:44.294	22.517	47.904	33.873	255
16	1:44.289	23.029	47.860	33.400	257	33	1:45.637	23.629	48.009	33.999	255
17	1:43.204	22.279	47.410	33.515	258						

41 Dino Lunardi , BMW ALPINA B6 GT3 / F

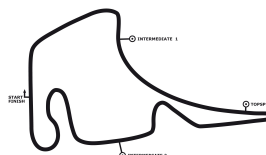
Theoretische Bestzeit: 1:41.31

Lap	Time	S1	S2	S3	Vmax	Lap	Time	S1	S2	S3	Vmax
1	1:51.606	27.523	47.391	36.692	254	18	2:53.802	1:32.885	47.660	33.257	258
2	2:23.957	32.020	1:12.524	39.413	132	19	1:42.887	22.311	47.539	33.037	258
3	2:41.521	31.967	1:18.630	50.924	120	20	1:42.838	22.313	47.545	32.980	258
4	1:42.430	22.392	47.431	32.607	257	21	1:42.601	22.165	47.428	33.008	259
5	1:42.058	22.343	47.151	32.564	257	22	1:42.755	22.224	47.467	33.064	259
6	1:41.684	22.048	47.150	32.486	257	23	1:42.426	22.171	47.285	32.970	259

30.09. - 02.10.2011

Hockenheimring, Länge 4574 m

ADAC GT Masters
Rennen 1



DMSB -Reg. Nr.:275/11
Deutscher Motor Sport Bund e.V.

Lap	Time	S1	S2	S3	Vmax	Lap	Time	S1	S2	S3	Vmax
7	1:41.529	22.072	47.011	32.446	258	24	1:42.604	21.990	47.560	33.054	259
8	1:41.610	22.086	46.935	32.589	258	25	1:42.487	22.253	47.321	32.913	260
9	1:41.412	22.050	46.880	32.482	259	26	1:42.534	22.107	47.308	33.119	260
10	1:41.859	22.042	47.261	32.556	258	27	1:42.843	22.153	47.434	33.256	260
11	1:41.835	22.121	47.115	32.599	259	28	1:42.568	22.152	47.170	33.246	260
12	1:41.924	22.240	47.122	32.562	259	29	1:43.027	22.434	47.418	33.175	260
13	1:41.979	22.207	47.055	32.717	259	30	1:43.101	22.251	47.647	33.203	260
14	1:42.195	22.111	47.316	32.768	259	31	1:43.148	22.227	47.472	33.449	260
15	1:42.207	22.330	47.196	32.681	259	32	1:45.664	22.743	49.235	33.686	260
16	1:42.434	22.303	47.270	32.861	260	33	1:44.591	22.543	48.257	33.791	260
17	1:44.013	22.370	47.622	32.861	260	34	1:46.381	22.658	48.642	35.081	260

52 Fredrik Larsson , BMW Z4 GT3 / S

Theoretische Bestzeit: 1:42.78

Lap	Time	S1	S2	S3	Vmax	Lap	Time	S1	S2	S3	Vmax
1	2:06.268	32.751	52.167	41.350	257	18	2:54.354	1:32.766	48.460	33.128	254
2	2:25.780	33.810	1:12.502	39.468	94	19	1:44.038	22.582	48.102	33.354	254
3	2:36.133	33.528	1:16.771	45.834	114	20	1:43.965	22.544	48.190	33.231	255
4	1:45.011	22.622	48.839	33.550	251	21	1:45.464	22.414	48.633	34.417	254
5	1:44.044	22.597	47.912	33.535	255	22	1:45.277	22.510	49.030	33.737	252
6	1:43.734	22.422	47.921	33.391	254	23	1:44.250	22.534	48.373	33.343	252
7	1:44.363	22.870	48.389	33.104	254	24	1:44.124	22.474	48.364	33.286	253
8	1:42.870	22.392	47.677	32.801	254	25	1:44.575	22.512	48.696	33.367	255
9	1:43.309	22.619	47.774	32.916	255	26	1:44.167	22.517	48.169	33.481	254
10	1:44.253	22.519	48.844	32.890	254	27	1:45.164	22.383	48.860	33.921	254
11	1:43.234	22.390	48.083	32.761	253	28	1:44.496	22.629	48.451	33.416	252
12	1:43.481	22.353	48.208	32.920	252	29	1:44.312	22.517	48.307	33.488	252
13	1:43.381	22.346	48.084	32.951	254	30	1:43.903	22.562	48.106	33.235	250
14	1:43.534	22.654	48.079	32.801	252	31	1:44.814	22.808	48.282	33.724	252
15	1:43.600	22.534	48.278	32.788	252	32	1:44.944	22.635	48.391	33.918	252
16	1:43.791	22.572	48.098	33.121	252	33	1:45.474	22.765	48.824	33.885	252
17	1:45.041	22.654	48.444	33.121	252	34	1:47.255	23.131	49.449	34.675	252

62 Nikki Thiim , Ford GT / S

Theoretische Bestzeit: 1:42.39

Lap	Time	S1	S2	S3	Vmax	Lap	Time	S1	S2	S3	Vmax
1	2:03.679	31.721	51.749	40.209	257	18	1:43.663	22.386	47.980	33.297	258
2	2:24.666	34.052	1:12.638	37.976	95	19	1:44.477	22.429	47.918	34.130	258
3	2:37.534	33.943	1:17.302	46.289	117	20	1:44.410	22.366	48.626	33.418	260
4	1:44.471	23.200	48.224	33.047	260	21	1:44.967	23.065	48.439	33.463	255
5	1:43.456	22.198	48.230	33.028	260	22	1:43.788	22.320	48.105	33.363	257
6	1:43.580	22.187	48.123	33.270	260	23	1:44.089	22.311	48.404	33.374	254
7	1:43.201	22.438	47.840	32.923	261	24	1:43.999	22.305	48.321	33.373	260
8	1:43.065	22.174	47.795	33.096	258	25	1:44.523	22.481	48.306	33.736	257
9	1:43.154	22.173	47.829	33.152	261	26	1:44.107	22.508	47.918	33.681	257
10	1:43.513	22.185	48.195	33.133	262	27	1:44.069	22.495	48.146	33.428	257
11	1:42.646	22.247	47.379	33.020	263	28	1:45.760	22.531	48.927	34.302	254
12	1:42.929	22.089	47.734	33.106	261	29	1:44.429	22.522	48.234	33.673	254
13	1:43.287	22.135	47.793	33.359	260	30	1:44.535	22.618	48.110	33.807	254
14	1:44.841	22.223	48.047		260	31	1:46.466	23.153	49.124	34.189	255
15	2:56.123	1:33.738	48.214	34.171	252	32	1:45.555	22.784	48.504	34.267	260
16	1:43.999	22.488	48.250	33.261	255	33	1:46.826	23.375	48.960	34.491	255
17	1:43.272	22.304	47.916	33.052	254	34	1:45.793	22.877	48.832	34.084	255

