



# ADAC Formel 4

## Result List Race 2

Provisional



Motorsportarena Oschersleben, Length: 3667m

Air temperature: 11.8°C

Track temperature: 13.88°C

Weather condition: Wet

**DMSB** Reg. Nr.: 114/19

Sunday, April 28, 2019 10:05:00

started : 18      classified : 16      not classified : 2

Nr.	Drivers	Team	Laps	Total Time	Gap	Kph	Lap	Time	Kph
Cl.	Car	Competitor							
1	4 N.Krütten(DEU) ADAC Formel 4	(T) Van Amersfoort Racing(NLD) Van Amersfoort Racing	17	30:22.938		128.2	15	1:33.162	141.7
2	21 T.Pourchaire(FRA) ADAC Formel 4	(T) US Racing - CHRS(DEU) US Racing - CHRS	17	30:30.289	7.351	127.6	6	1:34.188	140.1
3	17 A.Leclerc(MCO) ADAC Formel 4	(T) US Racing - CHRS(DEU) US Racing - CHRS	17	30:30.393	7.455	128.2	15	1:31.410	144.4
4	3 P.Aron(EST) R ADAC Formel 4	(T) Prema Powerteam SRL(ITA) Prema Powerteam SRL	17	30:32.364	9.426	127.6	7	1:34.390	139.8
5	26 J.Dürksen(PAR) R ADAC Formel 4	(T) ADAC Berlin-Brandenburg e.V.(DEU) ADAC Berlin-Brandenburg e.V.	17	30:32.721	9.783	127.7	17	1:34.313	139.9
6	14 G.Saucy(SUI) ADAC Formel 4	R-ACE GP R-ACE GP	17	30:33.832	10.894	127.8	7	1:33.641	140.9
7	28 A.Ghiretti(FRA) ADAC Formel 4	US Racing - CHRS(DEU) US Racing - CHRS	17	30:35.372	12.434	127.4	15	1:29.119	148.1
8	7 R.Stanek(CZE) R ADAC Formel 4	US Racing - CHRS(DEU) US Racing - CHRS	17	30:35.387	12.449	127.2	7	1:34.765	139.3
9	16 S.Estner(DEU) ADAC Formel 4	Van Amersfoort Racing(NLD) Van Amersfoort Racing	17	30:36.941	14.003	128.0	7	1:33.906	140.5
10	11 A.Famularo(VEN) ADAC Formel 4	Prema Powerteam SRL(ITA) Prema Powerteam SRL	17	30:37.332	14.394	127.6	6	1:34.756	139.3
11	15 L.Toth(HUN) ADAC Formel 4	R-ACE GP R-ACE GP	17	30:37.885	14.947	128.0	15	1:34.644	139.4
12	10 O.Rasmussen(DNK) ADAC Formel 4	Prema Powerteam SRL(ITA) Prema Powerteam SRL	17	30:39.551	16.613	127.3	6	1:34.568	139.5
13	2 N.Göhler(DEU) R ADAC Formel 4	ADAC Berlin-Brandenburg e.V.(DEU) ADAC Berlin-Brandenburg e.V.	17	30:40.208	17.270	127.6	7	1:34.049	140.3
14	62 D.Hauger(NOR) ADAC Formel 4	(T) Van Amersfoort Racing(NLD) Van Amersfoort Racing	17	30:40.390	17.452	126.6	16	1:27.784	150.3
15	47 N.Gruber(AUT) ADAC Formel 4	(T) ADAC Berlin-Brandenburg e.V.(DEU) ADAC Berlin-Brandenburg e.V.	17	30:43.899	20.961	127.3	7	1:34.284	140.0
16	5 G.Petecof(BRA) ADAC Formel 4	(T) Prema Powerteam SRL(ITA) Prema Powerteam SRL	17	31:35.903	1:12.965	122.6	15	1:32.337	142.9
<b>Not classified</b>									
8	L.Alleco Roy(MCO) ADAC Formel 4	Van Amersfoort Racing(NLD) Van Amersfoort Racing	13	24:13.000	4LAPS	125.0	9	1:29.835	146.9
6	I.Cohen(ISR) ADAC Formel 4	Van Amersfoort Racing(NLD) Van Amersfoort Racing	9	16:27.874	8LAPS	131.4	9	1:34.173	140.1

Fastest lap of the race. Car 62 driver Dennis Hauger on lap 16. Time 1:27.784, average speed 150.3 km/h.

T =nominated for Team Classification

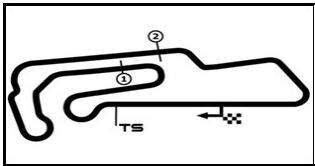
Subject to final scrutineering!		
Publication time:	Clerk of the Course: Ralph Bohnhorst	Timekeeper: Steffen Ruhl

ver: 1.0

[www.adac.de/motorsport](http://www.adac.de/motorsport)

Page 1/ 1 printed: 28.4.2019 10:34





# ADAC Formel 4

## Lap Chart Race 2

Provisional

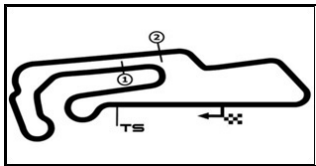


Motorsportarena Oschersleben, Length: 3667 m

Sunday, April 28, 2019 10:05:00

LapCha	1	2	3	4	5	6	7	8	9	10	11	12	13	14	15	16	17	18	19	20	21	22	23	24	25	26	27	28	29	30	31	32	33	34	35	36	37	38	39	40	41	42	43	44	45										
LAP 1	62	5	7	21	4	3	28	26	10	14	11	17	6	2	47	8	16	15																																					
LAP 2	62	5	7	21	4	3	28	26	10	14	11	17	6	2	47	16	15	.8																																					
LAP 3	5	7	21	4	3	28	26	10	14	17	11	6	2	47	16	15	62	8																																					
LAP 4	5	7	21	4	3	26	28	10	14	17	11	6	2	47	16	62	15	8																																					
LAP 5	5	21	7	4	3	26	28	10	14	17	11	6	2	16	47	15	62	8																																					
LAP 6	5	21	7	3	4	26	28	10	14	17	11	6	2	16	47	15	62	8																																					
LAP 7	5	21	7	3	4	28	26	14	17	10	11	6	2	16	47	15	62	8																																					
LAP 8	21	4	5	7	3	28	14	26	17	10	2	16	6	11	47	15	62	8																																					
LAP 9	4	21	7	3	5	14	28	17	26	2	6	16	10	11	47	62	15	8																																					
LAP 10	4	21	3	7	14	26	5	17	28	16	10	11	47	2	62	15	8																																						
LAP 11	4	21	3	7	14	26	28	16	11	10	47	.17	2	62	.5	15	8																																						
LAP 12	4	21	3	7	14	26	16	11	10	47	2	15	.28	8	.62	5	17																																						
LAP 13	4	21	3	7	14	26	16	11	10	47	2	15	8	5	17	28	62																																						
LAP 14	4	21	3	7	14	26	16	11	5	10	2	17	15	47	28	62																																							
LAP 15	4	21	3	5	7	17	14	26	16	11	10	2	15	47	28	62																																							
LAP 16	4	17	21	3	7	14	26	16	11	10	2	15	28	47	62	.5																																							
LAP 17	4	21	17	3	26	14	28	7	16	11	15	10	2	62	47	5																																							

.- PITSTOP ' -LAPBEHIND



# ADAC Formel 4

## Sector List Race 2



Provisional

Motorsportarena Oschersleben, Length: 3667m

Air temperature: 11.8°C

Track temperature: 13.88°C

Weather condition: Wet

**DMSB** Reg. Nr.: 114/19

Sunday, April 28, 2019 10:05:00

Lap	Time	SE1	SP1	SE2	SP2	SE3	SP3	TSP	Lap	Time	SE1	SP1	SE2	SP2	SE3	SP3	TSP
<b>2 Göhler, DEU</b>									<b>theoretical besttime: 1:33.764</b>								
1	3:05.146	1:16.201	76	1:01.781	81	47.164	106	98	10	1:53.225	34.680	171	34.125	197	44.420	120	206
2	2:11.244	48.627	91	48.496	102	34.121	173	138	11	1:40.508	36.037	169	33.582	162	30.889	167	185
3	1:39.980	36.572	169	34.818	194	28.590	174	206	12	1:58.677	37.369	137	38.825	134	42.483	112	172
4	1:36.505	35.438	171	33.501	195	27.566	174	206	13	2:12.905	52.069	107	45.078	107	35.758	173	116
5	1:35.032	34.951	169	32.971	197	27.110	173	206	14	1:36.462	36.052	168	32.884	198	27.526	174	205
6	1:34.948	34.891	169	32.941	<b>198</b>	27.116	174	205	15	1:35.777	34.787	170	33.282	198	27.708	174	205
7	<b>1:34.049</b>	34.895	170	<b>32.374</b>	198	<b>26.780</b>	<b>176</b>	206	16	1:36.439	34.929	170	33.820	196	27.690	175	206
8	1:34.938	35.226	166	32.611	197	27.101	175	<b>207</b>	17	1:38.981	35.174	169	34.868	195	28.939	171	206
9	1:35.392	<b>34.610</b>	<b>172</b>	33.555	198	27.227	174	205									

<b>3 Aron, EST</b>									<b>theoretical besttime: 1:34.024</b>								
1	2:57.451	1:09.407	83	1:02.295	79	45.749	135	87	10	1:36.742	34.966	169	33.458	194	28.318	171	202
2	2:15.864	49.563	104	51.088	83	35.213	172	139	11	1:38.515	34.728	167	33.468	193	30.319	150	200
3	1:37.974	36.342	170	33.689	<b>197</b>	27.943	173	201	12	2:13.691	38.430	165	49.263	86	45.998	108	160
4	1:35.136	35.195	<b>171</b>	32.810	196	27.131	173	205	13	2:15.758	51.223	126	48.124	76	36.411	174	115
5	1:34.981	34.919	170	32.840	197	27.222	<b>175</b>	204	14	1:35.757	35.018	168	33.072	195	27.667	172	204
6	1:34.905	35.059	169	32.921	195	<b>26.925</b>	174	<b>208</b>	15	1:35.154	34.551	169	33.257	194	27.346	172	202
7	<b>1:34.390</b>	<b>34.337</b>	171	<b>32.762</b>	195	27.291	174	204	16	1:36.595	36.123	168	33.111	195	27.361	173	201
8	1:36.423	35.296	169	33.200	193	27.927	175	203	17	1:35.703	34.815	169	33.224	194	27.664	172	204
9	1:37.325	35.752	168	33.296	195	28.277	172	204									

<b>4 Krütten, DEU</b>									<b>theoretical besttime: 1:32.838</b>								
1	2:56.540	1:08.588	80	1:02.245	95	45.707	126	84	10	1:33.941	34.687	169	32.404	194	26.850	173	203
2	2:16.276	49.574	117	51.484	79	35.218	173	149	11	1:35.378	34.492	168	32.442	193	28.444	157	202
3	1:37.391	36.440	168	33.421	197	27.530	176	205	12	2:22.169	43.490	107	53.510	84	45.169	102	169
4	1:35.262	35.450	168	32.762	197	27.050	<b>178</b>	<b>206</b>	13	2:16.168	51.566	134	48.860	77	35.742	173	115
5	1:35.781	35.384	169	32.530	195	27.867	171	204	14	1:33.920	34.530	168	32.435	193	26.955	174	203
6	1:35.155	35.370	171	32.857	<b>198</b>	26.928	176	204	15	<b>1:33.162</b>	34.086	170	32.257	193	26.819	173	201
7	1:34.393	34.346	<b>174</b>	32.916	197	27.131	174	201	16	1:33.681	<b>34.082</b>	<b>170</b>	32.386	193	27.213	173	202
8	1:35.297	34.631	171	32.751	195	27.915	175	204	17	1:34.659	34.666	170	<b>32.218</b>	<b>195</b>	27.775	172	202
9	1:33.765	34.408	173	32.819	194	<b>26.538</b>	173	205									

<b>5 Petecof, BRA</b>									<b>theoretical besttime: 1:31.576</b>								
1	2:53.960	1:06.230	75	1:02.078	89	45.652	129	75	10	1:39.696	36.181	164	33.982	192	29.533	168	196
2	2:17.059	49.386	113	52.562	72	35.111	173	109	11	1:58.433	36.022	168	34.245	192	48.166	55	199
3	1:36.150	35.436	170	32.819	196	27.895	173	204	12	2:33.149	1:33.428	163	33.174	195	26.547	177	
4	1:35.425	35.157	171	32.739	194	27.529	172	204	13	1:37.229	33.385	171	30.907	196	32.937	179	205
5	1:35.377	34.964	169	32.569	195	27.844	171	204	14	1:34.881	35.871	168	32.559	199	<b>26.451</b>	<b>177</b>	<b>210</b>
6	1:35.403	35.007	170	32.775	195	27.621	172	203	15	<b>1:32.337</b>	<b>32.901</b>	<b>171</b>	<b>32.224</b>	<b>200</b>	27.212	173	206
7	1:35.635	34.992	169	32.752	195	27.891	172	202	16	1:55.177	34.208	172	36.358	201	44.611	55	206
8	1:37.613	34.994	169	33.780	193	28.839	173	203	17	2:20.453							
9	1:37.926	35.242	169	33.566	194	29.118	170	204									

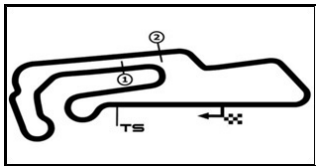
<b>6 Cohen, ISR</b>									<b>theoretical besttime: 1:33.961</b>								
1	3:04.635	1:15.446	69	1:01.824	76	47.365	103	95	6	1:34.981	34.875	172	33.170	199	26.936	176	206
2	2:11.436	48.139	94	49.052	95	34.245	175	130	7	1:34.792	34.745	170	32.870	199	27.177	176	<b>210</b>
3	1:39.623	36.387	170	34.791	196	28.445	177	206	8	1:37.665	37.327	159	33.538	197	<b>26.800</b>	<b>176</b>	209
4	1:36.008	35.829	169	32.879	<b>199</b>	27.300	176	204	9	<b>1:34.173</b>	<b>34.589</b>	<b>170</b>	<b>32.572</b>	<b>198</b>	27.012	175	207
5	1:34.561	34.846	170	32.865	199	26.850	<b>178</b>	207	10		34.871	169	33.603	194			206

<b>7 Stanek, CZE</b>									<b>theoretical besttime: 1:33.815</b>								
1	2:54.946	1:07.068	76	1:01.936	96	45.942	119	80	10	1:37.145	34.901	170	33.239	195	29.005	175	202
2	2:17.097	49.511	116	52.167	74	35.419	173	124	11	1:39.219	35.157	170	33.481	196	30.581	160	204
3	1:37.310	36.429	168	33.114	196	27.767	175	204	12	2:13.740	38.753	167	48.648	84	46.339	109	169
4	1:35.739	35.400	169	32.852	196	27.487	173	205	13	2:15.405	51.306	134	47.773	83	36.326	175	112
5	1:35.617	35.059	169	32.644	196	27.914	<b>176</b>	204	14	1:35.568	34.799	172	33.434	197	27.335	175	205
6	1:34.885	35.089	170	32.846	197	<b>26.950</b>	174	<b>206</b>	15	1:35.461	34.771	171	33.279	195	27.411	174	206
7	<b>1:34.765</b>	34.780	170	<b>32.590</b>	197	27.395	174	206	16	1:37.126	35.726	171	33.684	197	27.716	175	191
8	1:36.549	34.580	172	33.694	<b>198</b>	28.275	175		17	1:37.561	<b>34.275</b>	<b>171</b>	34.397	194	28.889	173	205
9	1:37.254	35.468	169	33.238	197	28.548	173	205									

ver: 1.0

[www.adac.de/motorsport](http://www.adac.de/motorsport)

Page 1/ 4 printed: 28.4.2019 10:34



# ADAC Formel 4

## Sector List Race 2

Provisional



Motorsportarena Oschersleben, Length: 3667m

Air temperature: 11.8°C

Track temperature: 13.88°C

Weather condition: Wet

**DMSB** Reg. Nr.: 114/19

Sunday, April 28, 2019 10:05:00

Lap	Time	SE1	SP1	SE2	SP2	SE3	SP3	TSP	Lap	Time	SE1	SP1	SE2	SP2	SE3	SP3	TSP
-----	------	-----	-----	-----	-----	-----	-----	-----	-----	------	-----	-----	-----	-----	-----	-----	-----

### 8 Alleco Roy, MCO

theoretical besttime: 1:29.478

1	3:06.504	1:17.842	74	1:01.350	77	47.312	106	84	8	1:30.060	33.979	174	30.721	201	25.360	176	204
2	2:26.251	48.300	90	48.333	98	49.618	55	134	9	<b>1:29.835</b>	33.856	171	<b>30.653</b>	<b>200</b>	<b>25.326</b>	<b>177</b>	205
3	2:32.461	1:29.344	164	34.995	194	28.122	167		10	1:30.153	<b>33.499</b>	<b>171</b>	30.756	199	25.898	169	204
4	1:37.604	37.677	169	33.065	197	26.862	173	189	11	1:30.515	33.669	173	31.180	200	25.666	175	200
5	1:48.051	35.591	171	45.485	195	26.975	175	202	12	1:30.179	33.648	169	30.917	199	25.614	176	204
6	1:33.337	34.782	172	32.099	198	26.456	173	<b>205</b>	13	2:05.900	45.730	108	44.602	109	35.568	174	196
7	1:32.150	34.375	172	31.420	199	26.355	176	204	14		35.702	160	37.977	180			204

### 10 Rasmussen, DNK

theoretical besttime: 1:34.568

1	3:00.458	1:12.294	84	1:02.266	74	45.898	123	92	10	1:37.325	34.964	169	33.768	189	28.593	173	203
2	2:13.690	49.279	123	50.134	88	34.277	175	139	11	1:46.066	35.022	170	37.880	191	33.164	146	203
3	1:38.213	36.902	169	33.724	197	27.587	<b>175</b>	200	12	2:03.813	42.341	143	38.762	138	42.710	112	125
4	1:36.313	35.318	<b>171</b>	33.454	197	27.541	172	<b>206</b>	13	2:13.159	51.632	113	45.750	94	35.777	173	105
5	1:35.894	35.233	170	33.314	191	27.347	173	205	14	1:36.820	35.392	171	33.522	196	27.906	174	203
6	<b>1:34.568</b>	<b>34.766</b>	170	<b>32.627</b>	<b>197</b>	<b>27.175</b>	172	206	15	1:35.804	34.962	170	33.326	196	27.516	173	204
7	1:35.770	35.493	169	32.658	195	27.619	170	204	16	1:36.457	34.821	170	33.891	196	27.745	173	205
8	1:36.108	35.207	168	33.257	195	27.644	171	204	17	1:38.822	34.849	169	35.291	193	28.682	172	206
9	1:40.271	40.126	168	32.844	196	27.301	171	203									

### 11 Famularo, VEN

theoretical besttime: 1:34.495

1	3:02.441	1:14.016	74	1:01.668	77	46.757	120	92	10	1:37.187	35.195	170	33.846	194	28.146	172	204
2	2:12.837	49.013	96	49.279	96	34.545	175	126	11	1:43.914	35.475	170	35.119	194	33.320	118	204
3	1:40.224	36.621	170	35.014	197	28.589	173	203	12	2:03.190	42.393	147	38.993	140	41.804	117	130
4	1:35.728	35.240	171	33.326	197	27.162	174	206	13	2:13.873	52.286	116	45.764	101	35.823	175	105
5	1:34.950	<b>34.614</b>	171	33.162	197	27.174	173	206	14	1:36.754	35.606	172	33.521	194	27.627	174	196
6	<b>1:34.756</b>	34.775	170	33.071	<b>198</b>	<b>26.910</b>	174	207	15	1:35.690	34.993	169	33.395	194	27.302	175	187
7	1:34.862	34.727	171	<b>32.971</b>	197	27.164	175	207	16	1:36.501	34.836	171	34.278	194	27.387	176	206
8	1:41.199	38.234	159	35.105	194	27.860	173	<b>208</b>	17	1:37.318	35.088	170	33.982	194	28.248	175	207
9	1:35.908	35.167	169	33.400	197	27.341	173	204									

### 14 Saucy, SUI

theoretical besttime: 1:33.196

1	3:01.732	1:13.246	80	1:01.739	75	46.747	117	88	10	1:36.829	35.509	168	32.568	197	28.752	173	203
2	2:12.926	48.801	114	49.653	91	34.472	173	131	11	1:41.269	35.031	169	33.714	195	32.524	127	203
3	1:38.264	37.132	165	33.563	197	27.569	174	203	12	2:11.878	39.949	165	45.652	95	46.277	109	164
4	1:36.024	35.606	169	33.106	197	27.312	175	205	13	2:15.214	51.564	132	47.233	81	36.417	173	113
5	1:35.915	35.423	170	33.005	197	27.487	174	200	14	1:35.511	34.880	169	33.306	196	27.325	174	204
6	1:34.329	34.804	170	32.966	197	<b>26.559</b>	175	<b>207</b>	15	1:35.671	34.869	169	33.101	198	27.701	173	204
7	<b>1:33.641</b>	<b>34.529</b>	169	<b>32.108</b>	197	27.004	174	205	16	1:37.038	35.442	170	33.507	200	28.089	172	204
8	1:35.565	35.317	<b>170</b>	33.018	197	27.230	<b>175</b>	206	17	1:35.551	34.771	170	33.557	193	27.223	173	201
9	1:36.475	35.309	169	32.967	199	28.199	171	206									

### 15 Toth, HUN

theoretical besttime: 1:33.771

1	3:08.141	1:19.456	82	1:01.328	81	47.357	114	87	10	1:35.143	34.654	170	32.882	197	27.607	173	204
2	2:10.084	47.821	111	47.795	105	34.880	171	130	11	1:38.886	34.849	169	33.162	193	30.875	170	204
3	1:42.939	37.581	165	35.365	194	29.993	172	203	12	1:56.594	37.201	146	41.666	190	37.727	110	190
4	1:41.293	37.027	166	35.650	195	28.616	173	200	13	2:12.592	51.969	105	44.787	111	35.836	173	119
5	1:39.202	36.554	166	34.314	194	28.334	172	204	14	1:39.068	37.410	162	33.612	196	28.046	171	<b>206</b>
6	1:37.705	35.835	167	34.052	194	27.818	173	203	15	<b>1:34.644</b>	<b>33.919</b>	<b>169</b>	33.083	195	27.642	174	204
7	1:35.965	35.556	169	33.164	196	27.245	173	204	16	1:34.694	34.245	172	<b>32.874</b>	<b>199</b>	27.575	178	204
8	1:35.808	35.050	168	33.027	196	27.731	173	204	17	1:36.581	34.353	172	35.250	196	<b>26.978</b>	<b>175</b>	206
9	1:38.134	35.122	168	35.532	196	27.480	173	204									

### 16 Estner, DEU

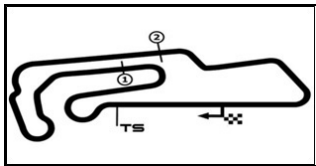
theoretical besttime: 1:33.660

1	3:07.681	1:18.939	78	1:01.529	79	47.213	107	85	10	1:35.204	<b>34.825</b>	<b>169</b>	32.670	194	27.709	173	202
2	2:10.084	47.825	95	47.923	99	34.336	171	132	11	1:42.116	36.054	166	33.787	195	32.275	109	201
3	1:39.409	36.982	166	33.947	193	28.480	174	190	12	2:09.524	43.151	141	41.356	104	45.017	113	165
4	1:36.952	36.043	168	33.489	196	27.420	<b>175</b>	195	13	2:14.351	51.993	127	46.162	97	36.196	172	109
5	1:35.953	35.721	169	33.001	<b>196</b>	27.231	171	196	14	1:35.663	35.222	169	33.077	193	27.364	172	202
6	1:34.416	35.224	169	<b>32.005</b>	195	27.187	173	201	15	1:35.836	34.913	170	33.200	194	27.723	172	200

ver: 1.0

[www.adac.de/motorsport](http://www.adac.de/motorsport)

Page 2/ 4 printed: 28.4.2019 10:34



# ADAC Formel 4

## Sector List Race 2



Provisional

Motorsportarena Oschersleben, Length: 3667m

Air temperature: 11.8°C

Track temperature: 13.88°C

Weather condition: Wet

**DMSB** Reg. Nr.: 114/19

Sunday, April 28, 2019 10:05:00

Lap	Time	SE1	SP1	SE2	SP2	SE3	SP3	TSP	Lap	Time	SE1	SP1	SE2	SP2	SE3	SP3	TSP
7	<b>1:33.906</b>	35.037	<b>170</b>	32.039	194	<b>26.830</b>	173	203	16	1:36.965	35.282	168	33.467	193	28.216	171	203
8	1:34.891	34.959	166	32.503	193	27.429	172	<b>205</b>	17	1:37.667	35.254	167	33.605	192	28.808	170	202
9	1:36.323	35.898	169	32.963	195	27.462	172	203									

### 17 Leclerc, MCO

theoretical besttime: 1:27.907

1	3:03.976	1:14.822	73	1:01.752	78	47.402	111	118	10	1:38.677	35.669	166	33.900	196	29.108	170	204
2	2:11.624	48.231	90	49.057	92	34.336	175	120	11	1:54.523	35.242	169	33.449	193	45.832	56	
3	1:39.344	36.422	169	34.971	196	27.951	175	204	12	2:37.816	1:37.658	162	33.584	193	26.574	174	
4	1:35.138	35.045	170	32.995	196	27.098	174	204	13	1:36.699	33.369	172	31.104	196	32.226	178	203
5	1:35.120	34.796	171	33.109	196	27.215	175	206	14	1:36.091	38.216	162	32.300	197	<b>25.575</b>	<b>177</b>	<b>208</b>
6	1:34.915	34.776	172	32.987	197	27.152	173	206	15	<b>1:31.410</b>	33.475	174	31.551	200	26.384	177	208
7	1:34.667	34.624	170	33.003	194	27.040	173	204	16	1:32.941	33.751	174	32.843	200	26.347	175	206
8	1:35.032	34.637	170	32.797	194	27.598	172	204	17	1:36.629	<b>32.255</b>	<b>173</b>	<b>30.077</b>	<b>201</b>	34.297	159	204
9	1:35.791	34.699	169	33.452	195	27.640	173	203									

### 21 Pourchaire, FRA

theoretical besttime: 1:34.108

1	2:55.778	1:07.738	81	1:02.282	95	45.758	115	83	10	1:37.049	35.245	168	33.861	193	27.943	173	203
2	2:16.606	49.756	115	51.514	77	35.336	174	141	11	1:38.945	35.005	169	33.992	193	29.948	167	202
3	1:37.557	36.206	170	33.767	196	27.584	175	202	12	2:15.100	37.846	149	51.638	83	46.616	107	191
4	1:35.382	35.118	170	33.093	195	27.171	<b>176</b>	206	13	2:16.409	51.540	126	48.217	76	36.652	174	108
5	1:35.275	34.943	171	32.842	<b>196</b>	27.490	172	<b>208</b>	14	1:35.195	34.820	169	33.078	195	27.297	173	203
6	<b>1:34.188</b>	34.497	170	32.664	194	<b>27.027</b>	173	202	15	1:34.943	34.569	170	32.954	194	27.420	173	201
7	1:34.419	34.482	171	<b>32.620</b>	196	27.317	171	204	16	1:35.684	34.808	170	33.096	195	27.780	173	201
8	1:36.694	34.935	<b>172</b>	33.739	196	28.020	173	204	17	1:35.552	34.849	169	32.977	195	27.726	169	204
9	1:35.513	<b>34.461</b>	170	33.000	194	28.052	173	203									

### 26 Dürksen, PAR

theoretical besttime: 1:33.708

1	2:59.782	1:11.138	89	1:02.271	83	46.373	125	86	10	1:37.915	35.249	172	34.126	196	28.540	173	206
2	2:14.088	49.012	109	50.640	88	34.436	176	128	11	1:39.356	34.512	171	32.967	196	31.877	124	203
3	1:38.085	36.894	167	33.273	196	27.918	177	197	12	2:11.959	40.722	168	45.024	101	46.213	110	150
4	1:35.490	35.300	171	32.847	196	27.343	172	205	13	2:14.768	51.801	128	46.798	89	36.169	175	110
5	1:34.593	35.026	171	<b>32.709</b>	198	<b>26.858</b>	176	205	14	1:35.711	35.054	172	33.320	196	27.337	175	200
6	1:35.246	34.936	171	33.097	<b>198</b>	27.213	174	204	15	1:35.676	34.814	172	33.220	198	27.642	175	204
7	1:35.287	34.519	171	32.951	196	27.817	172	205	16	1:36.721	35.207	174	33.763	197	27.751	178	<b>207</b>
8	1:36.681	35.296	171	34.017	196	27.368	174	198	17	<b>1:34.313</b>	<b>34.141</b>	<b>171</b>	32.884	196	27.288	175	207
9	1:37.050	36.451	170	33.199	197	27.400	175	206									

### 28 Ghiretti, FRA

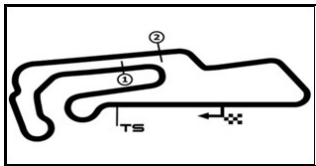
theoretical besttime: 1:28.761

1	2:58.707	1:10.493	84	1:02.181	83	46.033	140	90	10	1:39.474	35.906	166	33.859	194	29.709	169	203
2	2:14.878	49.378	103	50.827	90	34.673	174	142	11	1:40.605	35.679	170	33.992	194	30.934	120	203
3	1:37.909	36.387	168	33.636	194	27.886	176	202	12	2:21.180	41.443	163	43.882	97	55.855	55	157
4	1:36.396	35.972	169	33.187	196	27.237	174	203	13	2:27.954	1:28.086	170	32.986	197	26.882	175	
5	1:35.201	35.309	170	32.593	197	27.299	173	205	14	1:30.938	34.051	172	30.815	197	26.072	175	204
6	1:34.780	34.875	170	32.456	198	27.449	173	205	15	<b>1:29.119</b>	33.033	173	<b>30.383</b>	<b>199</b>	<b>25.703</b>	<b>176</b>	204
7	1:34.605	34.722	171	32.496	197	27.387	173	205	16	1:29.131	<b>32.675</b>	<b>174</b>	30.649	200	25.807	177	205
8	1:35.699	34.965	170	33.215	189	27.519	173	205	17	1:31.707	32.721	173	32.534	198	26.452	177	<b>207</b>
9	1:37.089	35.025	171	33.422	196	28.642	171	203									

### 47 Gruber, AUT

theoretical besttime: 1:34.219

1	3:05.847	1:17.365	75	1:01.333	78	47.149	103	90	10	1:37.249	35.563	167	33.275	195	28.411	172	203
2	2:11.201	48.545	91	48.333	98	34.323	171	133	11	1:43.092	35.182	170	34.627	175	33.283	160	203
3	1:39.722	36.524	168	34.502	196	28.696	<b>175</b>	202	12	2:03.572	42.445	135	38.605	145	42.522	114	125
4	1:37.188	35.750	168	33.731	196	27.707	175	<b>207</b>	13	2:13.148	52.087	112	45.334	100	35.727	173	104
5	1:36.161	35.185	168	33.290	196	27.686	172	205	14	1:40.249	35.534	169	33.652	196	31.063	170	206
6	1:36.262	35.646	170	32.832	197	27.784	173	204	15	1:36.292	34.657	170	33.111	194	28.524	170	203
7	<b>1:34.284</b>	<b>34.439</b>	<b>171</b>	<b>32.636</b>	197	27.209	174	206	16	1:37.561	35.235	168	34.009	194	28.317	173	203
8	1:38.968	38.272	170	33.552	196	<b>27.144</b>	174	205	17	1:37.718	34.942	168	34.131	186	28.645	172	203
9	1:35.385	34.791	169	32.937	<b>198</b>	27.657	171	204									



# ADAC Formel 4

## Sector List Race 2

Provisional



Motorsportarena Oschersleben, Length: 3667m

Air temperature: 11.8°C

Track temperature: 13.88°C

Weather condition: Wet

**DMSB** Reg. Nr.: 114/19

Sunday, April 28, 2019 10:05:00

Lap	Time	SE1	SP1	SE2	SP2	SE3	SP3	TSP	Lap	Time	SE1	SP1	SE2	SP2	SE3	SP3	TSP
<b>62</b>	Hauger, NOR								<b>theoretical besttime: 1:27.774</b>								
1	2:52.912	1:05.383	82	1:01.904	93	45.625	126	85	10	1:35.480	34.797	170	32.934	196	27.749	174	204
2	2:17.069	49.418	122	53.283	72	34.368	173	123	11	1:39.069	34.825	169	33.022	170	31.222	169	204
3	1:54.059	35.555	168	32.828	192	45.676	173	203	12	2:10.994	37.721	144	41.700	177	51.573	54	183
4	1:36.824	35.571	169	33.697	196	27.556	173	204	13	2:31.510	1:31.602	165	33.045	192	26.863	176	
5	1:48.295	35.043	168	32.488	196	40.764	175	204	14	1:30.153	33.781	173	30.561	202	25.811	178	203
6	1:34.408	35.081	169	32.244	197	27.083	175	205	15	1:28.592	32.956	175	30.173	202	25.463	179	207
7	1:34.203	34.906	170	32.337	197	26.960	175	206	16	<b>1:27.784</b>	32.607	175	<b>29.988</b>	<b>203</b>	<b>25.189</b>	<b>179</b>	<b>208</b>
8	1:34.656	34.655	170	32.426	198	27.575	174	206	17	1:28.695	<b>32.597</b>	<b>174</b>	30.769	201	25.329	180	208
9	1:35.687	34.802	170	33.069	196	27.816	173	205									





# ADAC Formel 4

## Top speed list Race 2

Provisional



Motorsportarena Oschersleben, Length: 3667m

Air temperature: 11.8°C

Track temperature: 13.88°C

Weather condition: Wet

**DMSB** Reg. Nr.: 114/19

Sunday, April 28, 2019 10:05:00

#	Name (NAT)	Team	Car name	Speed	Lap	Race time
6	Ido Cohen (ISR)	Van Amersfoort Racing (NLD)	ADAC Formel 4	210.11	7	11:46.798
5	Gianluca Petecof (BRA)	Prema Powerteam SRL (ITA)	ADAC Formel 4	210.11	14	24:18.555
11	Alessandro Famularo (VEN)	Prema Powerteam SRL (ITA)	ADAC Formel 4	208.89	8	13:21.412
62	Dennis Hauger (NOR)	Van Amersfoort Racing (NLD)	ADAC Formel 4	208.89	16	27:49.465
17	Arthur Leclerc (MCO)	US Racing - CHRS (DEU)	ADAC Formel 4	208.49	14	24:18.839
21	Theo Pourchaire (FRA)	US Racing - CHRS (DEU)	ADAC Formel 4	208.09	5	8:30.921
3	Paul Aron (EST)	Prema Powerteam SRL (ITA)	ADAC Formel 4	208.09	6	10:06.986
2	Nico Göhler (DEU)	ADAC Berlin-Brandenburg e.V. (DEU)	ADAC Formel 4	207.69	8	13:22.520
26	Joshua Dürksen (PAR)	ADAC Berlin-Brandenburg e.V. (DEU)	ADAC Formel 4	207.69	16	27:27.306
28	Alessandro Ghiretti (FRA)	US Racing - CHRS (DEU)	ADAC Formel 4	207.69	17	29:09.255
47	Nico Gruber (AUT)	ADAC Berlin-Brandenburg e.V. (DEU)	ADAC Formel 4	207.29	4	7:02.412
14	Gregoire Saucy (SUI)	R-ACE GP	ADAC Formel 4	207.29	6	10:10.486
4	Niklas Krütten (DEU)	Van Amersfoort Racing (NLD)	ADAC Formel 4	206.89	4	6:55.816
10	Oliver Rasmussen (DNK)	Prema Powerteam SRL (ITA)	ADAC Formel 4	206.89	4	6:57.976
15	Laszlo Toth (HUN)	R-ACE GP	ADAC Formel 4	206.89	14	24:18.542
7	Roman Stanek (CZE)	US Racing - CHRS (DEU)	ADAC Formel 4	206.10	6	10:06.334
8	Lucas Alleco Roy (MCO)	Van Amersfoort Racing (NLD)	ADAC Formel 4	205.32	6	11:36.529
16	Sebastian Estner (DEU)	Van Amersfoort Racing (NLD)	ADAC Formel 4	205.32	8	13:24.076