

ADAC GT Masters

Result List Qualifying 2



Provisional

Motorsportarena Oschersleben, Length: 3667m

Air temperature: 10.17°C

Track temperature: 10.9°C

Weather condition: Wet

DMSB Reg. Nr.: 113/19

Sunday, April 28, 2019 9:10:00

started : 30 classified : 29 not classified : 1

	Drivers	Team	Car	Lap	Best Time	Gap	Diff	Kph	Day Time
1	63 C.Engelhart(DEU)/M.Bortolotti(ITA)	ORANGE1 by GRT Grasser(AUT)	LamborghiniHuracanGT3E	15	1:37.075			135.9	9:41:39
2	18 A.de Leener(BEL)/M.Cairol(ITA)	KÜS TEAM75 Bernhard(DEU)	Porsche 911 GT3 R	16	1:37.289	0.214	0.214	135.6	9:41:45
3	1 R.Renauer(DEU)/T.Preining(AUT)	Precote Herberth Motorsport(DEU)	Porsche 911 GT3 R	16	1:37.328	0.253	0.039	135.6	9:45:28
4	28 R.Feller(CHE)(J)/D.Vanhoor(BEL)	MontaplastbyLand-Motorsport(DEU)	Audi R8 LMS GT3	14	1:37.538	0.463	0.210	135.3	9:44:38
5	17 T.Bernhard(DEU)/K.Bachler(AUT)	KÜS TEAM75 Bernhard(DEU)	Porsche 911 GT3 R	17	1:37.971	0.896	0.433	134.7	9:45:32
6	82 R.Ineichen(CHE)(T)/F.Perera(FRA)	ORANGE1 by GRT Grasser(AUT)	LamborghiniHuracanGT3E	15	1:38.038	0.963	0.067	134.6	9:44:20
7	19 M.Beretta(ITA)(J)/M.Mapelli(ITA)	ORANGE1 by GRT Grasser(AUT)	LamborghiniHuracanGT3E	16	1:38.158	1.083	0.120	134.4	9:42:44
8	31 P.Niederhauser(CHE)/K.van der Linde(ZAF)	HCBrutronic-Racing	Audi R8 LMS GT3	17	1:38.427	1.352	0.269	134.1	9:45:15
9	29 M.Hofer(AUT)(J)/C.Mies(DEU)	MontaplastbyLand-Motorsport(DEU)	Audi R8 LMS GT3	15	1:38.508	1.433	0.081	134.0	9:42:29
10	25 J.Schmidt(CHE)(J)/C.Haase(DEU)	BWT Mücke Motorsport(DEU)	Audi R8 LMS GT3	16	1:38.509	1.434	0.001	134.0	9:44:49
11	3 R.Lips(CHE)(T)/M.Hackländer(DEU)	Aust Motorsport(DEU)	Audi R8 LMS GT3	18	1:38.612	1.537	0.103	133.8	9:44:52
12	11 E.Erhart(DEU)/P.Kaffer(DEU)	EFP Car Collection by TECE	Audi R8 LMS GT3	15	1:38.716	1.641	0.104	133.7	9:44:42
13	47 I.Dontje(NLD)/M.Götz(DEU)	MANN-FILTER Team HTP(DEU)	Mercedes-AMG GT3	14	1:38.997	1.922	0.281	133.3	9:39:16
14	14 N.Sylvest(DNK)(J)/J.Klingmann(DEU)	MRS GT-Racing(DEU)	BMW M6 GT3	15	1:39.096	2.021	0.099	133.2	9:43:39
15	77 M.Pommer(DEU)/M.Kirchhöfer(DEU)	Callaway Competition(DEU)	Corvette C7 GT3	15	1:39.317	2.242	0.221	132.9	9:44:13
16	99 D.Keilwitz(DEU)/M.Martin(BEL)	PROpeak Performance	AstonMartinVantageAMR(17	1:39.428	2.353	0.111	132.7	9:45:31
17	13 D.Jahn(DEU)/S.Barth(DEU)(T)	RWT Racing(AUT)	Corvette C7 GT3	16	1:39.496	2.421	0.068	132.6	9:45:27
18	12 M.Drudi(ITA)(J)/F.Spengler(DEU)	EFP Car Collection by TECE	Audi R8 LMS GT3	15	1:39.573	2.498	0.077	132.5	9:44:00
19	24 M.Ortmann(DEU)(J)/M.Winkelhock(DEU)	BWT Mücke Motorsport(DEU)	Audi R8 LMS GT3	15	1:39.715	2.640	0.142	132.3	9:44:08
20	33 F.Salaquarda(CZE)/F.Stippler(DEU)	Team ISR(CZE)	Audi R8 LMS GT3	14	1:39.743	2.668	0.028	132.3	9:44:58
21	69 J.Slooten(DEU)(T)/L.Luhr(DEU)	Iron Force Racing	Porsche 911 GT3 R	15	1:39.775	2.700	0.032	132.3	9:44:59
22	7 L.Ludwig(DEU)/S.Asch(DEU)	HB Racing(AUT)	Ferrari 488 GT3	13	1:40.236	3.161	0.461	131.7	9:45:27
23	26 N.Rogivue(CHE)(J)/S.Mücke(DEU)	BWT Mücke Motorsport(DEU)	Audi R8 LMS GT3	15	1:40.306	3.231	0.070	131.6	9:45:26
24	98 H.De Sadeleer(CHE)(J)/V.Hasse-Clot(FRA)(J)	PROpeak Performance	AstonMartinVantageAMR(16	1:40.691	3.616	0.385	131.1	9:42:54
25	21 J.Bleekemolen(NLD)/J.Eriksson(SWE)	TeamZAKSPEEDBKKMobilOilRacing	Mercedes-AMG GT3	14	1:41.210	4.135	0.519	130.4	9:42:50
26	71 M.Paul(DEU)(J)/S.Reicher(AUT)(J)	T3 Motorsport	Audi R8 LMS GT3	15	1:41.386	4.311	0.176	130.2	9:45:05
27	4 W.Triller(DEU)(T)/A.Hoti(DEU)(J)	Aust Motorsport(DEU)	Audi R8 LMS GT3	11	1:42.026	4.951	0.640	129.3	9:34:48
28	36 M.Dienst(DEU)(J)/A.Read(AUS)(J)	Schütz Motorsport(DEU)	Mercedes-AMG GT3	14	1:42.725	5.650	0.699	128.5	9:39:53
29	8 D.Marschall(DEU)(J)/C.Schreiner(DEU)(J)	HCBrutronic-Racing	Audi R8 LMS GT3	16	1:43.129	6.054	0.404	128.0	9:44:21

Not classified

48 P.Ellis(GBR)/F.Vettel(DEU)(J) MANN-FILTER Team HTP(DEU) Mercedes-AMG GT3

Did not start

20 K.Snoeks(NLD)/M.Wishofer(AUT)(J) TeamZAKSPEEDBKKMobilOilRacing Mercedes-AMG GT3

withdraw of car no. 20

Subject to final scrutineering!

Publication time:	Clerk of the Course: Ralph Bohnhorst	Timekeeper: Steffen Ruhl
-------------------	--------------------------------------	--------------------------

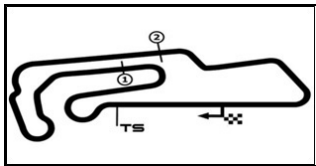
ver: 1.0

www.adac.de/motorsport

Page 1/ 1 printed: 28.4.2019 10:00

ADAC Vorteilsprogramm





ADAC GT Masters

Sector List Qualifying 2



Provisional

Motorsportarena Oschersleben, Length: 3667m

Air temperature: 10.17°C

Track temperature: 10.9°C

Weather condition: Wet

DMSB Reg. Nr.: 113/19

Sunday, April 28, 2019 9:10:00

Lap	Time	SE1	SP1	SE2	SP2	SE3	SP3	TSP	Lap	Time	SE1	SP1	SE2	SP2	SE3	SP3	TSP
1 Renauer, DEU / Preining, AUT									theoretical besttime: 1:37.328								
1	5:46.020	3:34.768	76	1:02.081	77	1:09.171	33		9	1:40.712	35.957	179	35.431	213	29.324	188	223
2	4:54.341	3:42.377	135	39.674	178	32.290	187		10	1:39.146	35.478	181	34.570	213	29.098	190	226
3	2:03.992	38.523	176	37.419	203	48.050	57	200	11	1:50.845	35.557	149	40.996	151	34.292	189	223
4	2:30.374	1:22.342	175	37.113	205	30.919	189		12	1:38.426	35.137	184	34.321	214	28.968	189	224
5	1:42.589	36.701	182	35.737	211	30.151	189	225	13	1:42.485	34.827	181	34.417	213	33.241	190	227
6	1:41.652	36.447	182	35.481	213	29.724	189	220	14	1:37.786	34.721	184	34.170	213	28.895	190	225
7	1:40.718	36.193	183	34.985	214	29.540	190	221	15	1:38.804	34.730	185	34.164	215	29.910	190	226
8	1:43.334	36.191	182	37.122	182	30.021	188	226	16	1:37.328	34.708	184	33.932	214	28.688	189	227

Lap	Time	SE1	SP1	SE2	SP2	SE3	SP3	TSP	Lap	Time	SE1	SP1	SE2	SP2	SE3	SP3	TSP
3 Lips, CHE / Hackländer, DEU									theoretical besttime: 1:38.598								
1	2:45.124	1:28.697	169	42.162	154	34.265	182		10	1:40.568	35.995	183	35.302	212	29.271	190	215
2	2:58.500	48.233	76	1:01.799	76	1:08.468	36	194	11	1:39.932	35.538	184	35.020	213	29.374	189	221
3	3:38.453	2:26.908	162	39.113	180	32.432	182		12	1:40.234	35.683	180	35.369	214	29.182	190	219
4	1:46.809	38.385	178	37.455	208	30.969	186	197	13	1:40.831	35.274	183	36.173	209	29.384	191	222
5	1:45.014	37.330	180	36.742	210	30.942	188	203	14	1:39.587	35.378	184	35.223	216	28.986	190	224
6	1:44.063	37.416	181	36.439	210	30.208	189	197	15	1:39.709	35.545	184	35.138	213	29.026	190	210
7	1:42.641	36.798	181	35.903	213	29.940	188	210	16	1:39.441	35.262	185	35.188	214	28.991	190	226
8	1:43.579	36.837	180	36.652	204	30.090	190	214	17	1:47.939	43.329	168	35.443	213	29.167	188	225
9	1:41.159	36.438	182	35.477	213	29.244	189	208	18	1:38.612	35.276	184	34.493	215	28.843	190	218

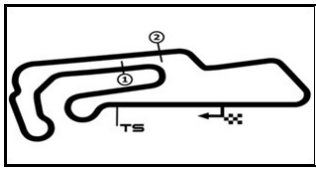
Lap	Time	SE1	SP1	SE2	SP2	SE3	SP3	TSP	Lap	Time	SE1	SP1	SE2	SP2	SE3	SP3	TSP
4 Triller, DEU / Hoti, DEU									theoretical besttime: 1:42.026								
1	2:39.869	1:24.906	165	40.964	176	33.999	179		7	1:45.179	37.105	180	37.449	206	30.625	188	214
2	2:56.500	49.043	81	1:00.166	81	1:07.291	38	189	8	1:47.106	38.238	142	38.340	203	30.528	189	193
3	3:51.330	2:36.753	167	41.384	159	33.193	182		9	2:00.938	36.746	181	35.936	213	48.256	58	203
4	1:48.086	39.412	178	37.369	200	31.305	186	177	10	2:46.221	1:37.213	177	37.780	207	31.228	188	
5	1:45.211	37.858	176	36.491	213	30.862	187	211	11	1:42.026	36.494	182	35.724	210	29.808	189	213
6	1:46.052	37.700	179	37.557	200	30.795	189	204	12	3:43.969	1:29.964	133	1:00.701	102	1:13.304	51	213

Lap	Time	SE1	SP1	SE2	SP2	SE3	SP3	TSP	Lap	Time	SE1	SP1	SE2	SP2	SE3	SP3	TSP
7 Ludwig, DEU / Asch, DEU									theoretical besttime: 1:40.236								
1	10:34.377	9:19.428	154	41.862	183	33.087	180		8	1:42.439	36.487	180	35.605	211	30.347	188	224
2	1:50.411	39.230	172	38.257	181	32.924	182	177	9	1:59.559	36.642	179	36.335	212	46.582	59	217
3	1:46.751	38.179	177	37.113	206	31.459	183	199	10	3:11.396	2:04.895	181	36.179	213	30.322	187	
4	1:45.376	37.457	177	36.905	204	31.014	185	208	11	1:41.475	36.266	180	35.381	213	29.828	188	213
5	1:44.167	36.995	179	36.441	206	30.731	187	215	12	1:40.807	35.947	180	35.118	214	29.742	188	220
6	2:01.568	36.987	177	37.263	207	47.318	58	206	13	1:40.236	35.762	182	34.908	212	29.566	189	221
7	3:48.561	2:41.743	178	36.352	210	30.466	186										

Lap	Time	SE1	SP1	SE2	SP2	SE3	SP3	TSP	Lap	Time	SE1	SP1	SE2	SP2	SE3	SP3	TSP
8 Marschall, DEU / Schreiner, DEU									theoretical besttime: 1:42.594								
1	2:58.203	1:38.029	153	44.523	168	35.651	178		9	1:46.810	38.659	178	37.213	203	30.938	189	214
2	3:07.184	57.024	64	1:06.388	78	1:03.772	57	160	10	1:45.988	38.115	180	36.832	201	31.041	187	211
3	3:34.436	2:19.942	167	40.878	181	33.616	180		11	1:45.134	37.640	181	36.698	206	30.796	189	200
4	1:54.850	41.423	173	40.007	178	33.420	183	163	12	1:43.591	37.036	183	36.136	211	30.419	190	209
5	1:51.901	40.076	178	39.270	187	32.555	184	176	13	2:02.857	37.500	182	37.797	200	47.560	58	202
6	1:50.304	39.586	175	38.754	197	31.964	185	196	14	2:56.874	1:48.834	172	37.242	205	30.798	185	
7	1:48.669	38.636	176	37.792	197	32.241	189	191	15	1:43.409	37.261	180	36.038	208	30.110	185	204
8	1:47.844	39.210	180	37.020	196	31.614	189	192	16	1:43.129	36.836	181	35.648	209	30.645	190	213

Lap	Time	SE1	SP1	SE2	SP2	SE3	SP3	TSP	Lap	Time	SE1	SP1	SE2	SP2	SE3	SP3	TSP
11 Erhart, DEU / Kaffer, DEU									theoretical besttime: 1:38.716								
1	3:47.290	2:07.190	165	40.843	196	59.257	43		9	2:01.455	36.801	176	36.710	204	47.944	58	217
2	6:21.958	5:10.327	169	38.979	204	32.652	183		10	3:37.901	2:26.699	172	38.814	192	32.388	185	
3	1:47.431	38.695	177	37.446	211	31.290	185	201	11	1:40.723	35.932	180	35.027	213	29.764	188	225
4	1:45.784	38.030	178	36.814	212	30.940	186	201	12	1:40.213	35.846	181	35.054	211	29.313	189	227
5	1:51.497	38.367	178	37.835	140	35.295	185	222	13	1:42.958	37.822	182	35.699	212	29.437	190	217
6	1:42.612	36.367	178	35.985	212	30.260	187	214	14	1:39.408	35.524	182	34.666	213	29.218	188	225
7	1:41.830	36.142	177	35.861	213	29.827	187	221	15	1:38.716	35.330	183	34.318	213	29.068	188	225
8	1:42.418	36.145	176	36.205	213	30.068	186	226									





ADAC GT Masters

Sector List Qualifying 2

Provisional



Motorsportarena Oschersleben, Length: 3667m

Air temperature: 10.17°C

Track temperature: 10.9°C

Weather condition: Wet

DMSB Reg. Nr.: 113/19

Sunday, April 28, 2019 9:10:00

Lap	Time	SE1	SP1	SE2	SP2	SE3	SP3	TSP	Lap	Time	SE1	SP1	SE2	SP2	SE3	SP3	TSP
12 Drudi, ITA / Spengler, DEU									theoretical besttime: 1:39.507								
1	3:48.629	2:09.371	168	40.575	189	58.683	45		9	1:43.202	36.542	179	36.303	212	30.357	186	224
2	5:38.618	4:26.642	174	39.150	172	32.826	182		10	1:42.375	36.328	180	35.594	212	30.453	187	226
3	1:47.898	38.615	176	37.470	208	31.813	184	197	11	1:41.810	36.612	178	35.341	213	29.857	187	223
4	1:56.245	43.376	130	38.384	187	34.485	186	219	12	1:41.226	35.904	179	35.415	213	29.907	188	221
5	1:48.412	37.494	176	38.014	196	32.904	184	216	13	1:40.497	35.802	178	35.091	213	29.604	187	223
6	1:44.288	37.084	180	36.174	190	31.030	187	196	14	1:39.999	35.591	182	35.010	214	29.398	189	229
7	2:00.520	36.868	177	36.253	206	47.399	58	198	15	1:39.573	35.557	180	34.552	213	29.464	188	229
8	3:26.699	2:17.054	178	36.946	206	32.699	187										

Lap	Time	SE1	SP1	SE2	SP2	SE3	SP3	TSP	Lap	Time	SE1	SP1	SE2	SP2	SE3	SP3	TSP
13 Jahn, DEU / Barth, DEU									theoretical besttime: 1:39.369								
1	9:24.165	8:05.376	130	43.949	155	34.840	180		9	1:47.603	39.587	176	37.667	181	30.349	191	216
2	1:53.560	39.896	173	39.195	171	34.469	182	191	10	1:41.390	35.921	181	35.840	216	29.629	192	229
3	1:48.912	38.724	174	38.220	158	31.968	186	219	11	1:43.478	35.760	173	35.990	215	31.728	193	230
4	1:47.642	38.044	177	37.044	196	32.554	186	219	12	1:40.834	35.836	179	35.487	212	29.511	192	229
5	1:44.409	37.603	178	36.209	213	30.597	190	221	13	1:40.112	35.612	183	35.095	218	29.405	193	231
6	1:44.967	37.140	178	36.513	201	31.314	191	221	14	1:42.897	37.061	180	35.903	217	29.933	191	216
7	1:42.834	36.542	181	36.002	210	30.290	189	216	15	1:39.908	35.460	180	34.818	218	29.630	192	231
8	1:45.205	38.182	168	36.680	212	30.343	190	212	16	1:39.496	35.213	182	34.751	216	29.532	193	231

Lap	Time	SE1	SP1	SE2	SP2	SE3	SP3	TSP	Lap	Time	SE1	SP1	SE2	SP2	SE3	SP3	TSP
14 Sylvest, DNK / Klingmann, DEU									theoretical besttime: 1:39.048								
1	9:36.517	8:21.646	161	41.228	145	33.643	185		9	1:41.271	35.775	183	35.363	211	30.133	192	223
2	1:48.846	39.606	178	37.798	204	31.442	187	186	10	1:43.561	36.094	183	35.771	211	31.696	192	226
3	1:48.286	38.333	174	37.072	202	32.881	189	220	11	1:45.541	36.350	152	35.505	212	33.686	192	227
4	1:45.373	37.268	179	36.580	202	31.525	189	209	12	1:39.889	35.590	184	34.784	216	29.515	192	227
5	1:43.651	36.957	180	35.968	205	30.726	190	211	13	1:39.794	35.421	185	34.862	216	29.511	191	233
6	1:42.858	36.635	177	35.874	210	30.349	189	216	14	1:39.125	35.262	184	34.490	217	29.373	192	229
7	1:41.800	36.135	182	35.563	208	30.102	190	224	15	1:39.096	35.258	185	34.538	216	29.300	191	232
8	1:43.270	36.726	182	35.666	201	30.878	191	213	16	1:39.293	35.319	184	34.657	216	29.317	191	231

Lap	Time	SE1	SP1	SE2	SP2	SE3	SP3	TSP	Lap	Time	SE1	SP1	SE2	SP2	SE3	SP3	TSP
17 Bernhard, DEU / Bachler, AUT									theoretical besttime: 1:37.912								
1	3:17.825	2:00.566	163	39.757	191	37.502	79		10	1:48.276	38.997	182	35.641	214	33.638	191	229
2	2:59.588	1:01.205	78	59.298	79	59.085	57	78	11	1:39.295	35.165	182	34.672	214	29.458	189	226
3	4:02.745	2:53.092	177	37.951	203	31.702	186		12	1:58.444	35.381	183	36.528	179	46.535	58	229
4	1:44.700	37.323	179	36.634	209	30.743	189	200	13	3:03.206	1:58.549	182	35.270	214	29.387	190	
5	1:42.557	36.768	179	35.649	211	30.140	189	209	14	1:39.018	35.201	183	34.716	214	29.101	190	228
6	1:40.689	35.923	180	35.147	214	29.619	189	226	15	1:38.819	34.985	183	34.557	214	29.277	190	225
7	1:40.254	36.030	182	34.864	214	29.360	190	227	16	1:38.506	35.002	185	34.376	214	29.128	191	230
8	1:39.908	35.611	183	34.838	214	29.459	190	227	17	1:37.971	34.735	185	34.076	214	29.160	190	230
9	1:40.553	36.309	179	34.898	213	29.346	190	225									

Lap	Time	SE1	SP1	SE2	SP2	SE3	SP3	TSP	Lap	Time	SE1	SP1	SE2	SP2	SE3	SP3	TSP
18 de Leener, BEL / Cairoli, ITA									theoretical besttime: 1:37.002								
1	2:08.733	56.914	156	39.580	151	32.239	184		10	1:39.108	35.460	183	34.634	214	29.014	190	227
2	2:25.609	36.973	181	49.368	79	59.268	57	217	11	1:44.391	36.768	183	34.679	209	32.944	191	221
3	4:44.979	3:33.179	169	38.998	205	32.802	184		12	1:38.136	35.242	183	34.226	214	28.668	190	228
4	2:02.447	49.076	157	42.333	196	31.038	187	215	13	1:48.400	35.698	184	36.535	204	36.167	190	228
5	1:42.994	37.073	179	35.799	206	30.122	188	208	14	1:37.631	34.896	183	34.164	214	28.571	191	229
6	1:47.539	38.065	181	36.806	143	32.668	188	196	15	1:42.628	36.613	183	36.015	204	30.000	191	181
7	1:41.081	36.102	182	35.229	214	29.750	186	219	16	1:37.289	34.505	182	34.149	215	28.635	190	229
8	1:44.997	37.094	151	37.193	213	30.710	188	215	17	1:38.337	34.816	185	33.926	214	29.595	190	229
9	1:39.362	35.619	184	34.738	214	29.005	189	223	18	2:13.303	34.718	186	46.228	193	52.357	29	228

Lap	Time	SE1	SP1	SE2	SP2	SE3	SP3	TSP	Lap	Time	SE1	SP1	SE2	SP2	SE3	SP3	TSP
19 Beretta, ITA / Mapelli, ITA									theoretical besttime: 1:38.158								
1	2:18.340	1:06.600	171	39.816	194	31.924	183		10	1:56.467	35.641	182	34.709	214	46.117	59	224
2	2:34.163	38.051	178	53.738	72	1:02.374	55	206	11	2:58.503	1:50.716	180	35.051	212	32.736	188	
3	4:25.865	3:13.392	161	39.162	206	33.311	185		12	1:39.339	35.567	182	34.650	213	29.122	189	226
4	1:43.315	36.762	180	36.150	208	30.403	186	218	13	1:40.850	36.211	175	35.046	213	29.593	189	230
5	1:42.221	36.660	179	35.651	211	29.910	188	216	14	1:38.645	35.121	182	34.369	214	29.155	189	228
6	1:40.953	36.210	180	35.237	212	29.506	188	210	15	1:46.347	39.239	175	34.877	212	32.231	189	229
7	1:40.938	36.348	181	35.123	212	29.467	187	226	16	1:38.158	35.083	182	34.065	213	29.010	190	227
8	1:40.039	35.614	182	34.888	212	29.537	189	224	17	1:56.863	36.884	182	34.752	212	45.227	59	230

ver: 1.0

www.adac.de/motorsport

Page 2/ 5 printed: 28.4.2019 10:00

ADAC Vorteilsprogramm



Audi Sport



CAMP DAVID

DEKRA



Herrenausstatter.de

KÄRCHER

KÜHNE+NAGEL



postcon

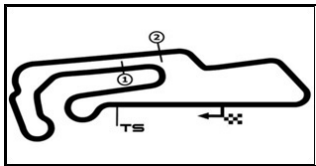


RAVENOL



DMSB





ADAC GT Masters

Sector List Qualifying 2

Provisional



Motorsportarena Oschersleben, Length: 3667m

Air temperature: 10.17°C

Track temperature: 10.9°C

Weather condition: Wet

DMSB Reg. Nr.: 113/19

Sunday, April 28, 2019 9:10:00

Lap	Time	SE1	SP1	SE2	SP2	SE3	SP3	TSP	Lap	Time	SE1	SP1	SE2	SP2	SE3	SP3	TSP
9	1:40.103	35.472	181	34.863	215	29.768	190	229									

21 Bleekemolen, NLD / Eriksson, SWE

theoretical besttime: 1:40.567

1	2:38.256	1:20.813	151	42.981	159	34.462	179		9	5:39.528	4:32.177	175	36.821	209	30.530	185	
2	2:56.260	50.071	78	1:00.001	78	1:06.188	40	177	10	1:42.839	37.040	177	35.847	210	29.952	185	221
3	3:46.009	2:31.072	159	40.905	184	34.032	181		11	1:45.908	37.641	170	36.649	204	31.618	186	225
4	1:50.546	39.451	172	38.964	189	32.131	182	189	12	1:41.733	36.420	177	35.205	212	30.108	186	225
5	1:48.137	38.595	170	38.118	203	31.424	182	195	13	1:42.278	36.478	177	35.272	208	30.528	186	226
6	1:47.224	38.277	157	37.718	204	31.229	183	214	14	1:41.210	36.255	176	35.237	211	29.718	186	226
7	1:45.488	37.522	172	37.227	208	30.739	183	213	15	1:41.457	37.145	182	34.821	212	29.491	186	226
8	2:05.365	38.322	145	37.856	186	49.187	59	208									

24 Ortmann, DEU / Winkelhock, DEU

theoretical besttime: 1:39.715

1	4:27.385	2:37.392	167	49.542	78	1:00.451	51		9	1:41.641	36.122	180	35.657	212	29.862	188	222
2	5:07.967	3:53.486	152	40.494	134	33.987	183		10	1:47.924	38.645	180	38.079	203	31.200	188	225
3	1:47.284	38.379	176	37.556	202	31.349	186	196	11	1:41.133	35.801	180	35.666	212	29.666	188	214
4	1:54.546	37.746	178	37.817	139	38.983	184	197	12	2:01.573	37.823	177	36.346	208	47.404	57	211
5	1:44.343	37.277	179	36.282	209	30.784	186	203	13	3:12.681	2:06.099	179	36.612	207	29.970	187	
6	1:46.956	37.676	173	38.292	184	30.988	187	208	14	1:41.005	35.970	182	35.281	210	29.754	187	224
7	1:42.414	36.282	180	36.113	210	30.019	187	219	15	1:39.715	35.557	182	34.566	214	29.592	186	219
8	1:51.684	36.208	180	40.241	194	35.235	187	214									

25 Schmidt, CHE / Haase, DEU

theoretical besttime: 1:38.509

1	2:36.722	1:21.802	171	40.091	187	34.829	184		9	1:43.026	36.320	182	36.484	215	30.222	188	210
2	2:52.520	42.409	78	1:00.989	61	1:09.122	41	176	10	1:41.723	36.004	180	35.404	215	30.315	187	222
3	4:03.854	2:43.490	173	40.310	171	40.054	185		11	1:50.012	41.416	180	36.558	211	32.038	188	209
4	1:46.151	37.652	181	36.913	209	31.586	186	187	12	1:59.583	36.126	183	35.830	209	47.627	58	213
5	1:45.316	37.348	178	37.092	205	30.876	186	207	13	3:54.919	2:49.561	179	35.619	213	29.739	188	
6	1:52.312	37.478	179	37.880	144	36.954	187	206	14	1:46.023	35.707	182	37.456	213	32.860	190	227
7	1:44.059	36.945	181	36.141	214	30.973	184	204	15	1:39.561	35.350	182	35.095	215	29.116	190	225
8	1:54.738	46.993	129	36.897	214	30.848	188	200	16	1:38.509	34.957	183	34.563	214	28.989	188	230

26 Rogivue, CHE / Mücke, DEU

theoretical besttime: 1:40.293

1	2:32.384	1:19.852	169	39.737	199	32.795	181		9	1:43.513	36.962	180	36.021	209	30.530	169	206
2	3:07.895	58.395	78	1:01.737	77	1:07.763	36	197	10	1:49.451	42.092	167	37.069	203	30.290	187	130
3	5:51.085	4:39.448	174	39.228	176	32.409	183		11	2:04.198	37.834	178	38.949	183	47.415	58	208
4	1:47.610	38.772	177	37.232	199	31.606	184	183	12	4:32.188	3:25.774	178	36.144	209	30.270	186	
5	1:46.063	37.664	179	37.180	205	31.219	184	197	13	1:41.509	35.973	181	35.447	208	30.089	187	208
6	1:44.738	37.436	179	36.568	208	30.734	187	196	14	1:40.828	35.899	182	35.157	212	29.772	186	214
7	1:42.499	36.711	180	35.720	213	30.068	188	205	15	1:40.306	35.763	183	34.758	213	29.785	186	219
8	1:41.996	36.305	180	35.539	213	30.152	187	208									

28 Feller, CHE / Vanthoor, BEL

theoretical besttime: 1:37.538

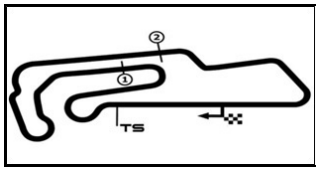
1	10:21.864	9:09.326	172	39.716	172	32.822	183		8	2:07.726	41.915	132	38.907	203	46.904	58	197
2	1:46.873	37.705	176	37.969	211	31.199	184	210	9	3:26.194	2:14.052	99	39.558	169	32.584	188	
3	1:45.328	36.558	180	38.317	214	30.453	185	224	10	1:39.238	35.385	181	34.414	216	29.439	186	229
4	1:46.533	39.399	179	36.393	205	30.741	185	229	11	1:43.443	34.937	182	35.215	216	33.291	190	231
5	1:41.072	35.839	181	35.492	213	29.741	186	228	12	1:38.161	34.974	183	34.137	217	29.050	187	231
6	1:39.981	35.584	180	34.917	215	29.480	186	224	13	1:44.667	34.932	183	35.786	206	33.949	190	231
7	1:39.594	35.310	183	34.652	216	29.632	187	229	14	1:37.538	34.636	185	33.901	215	29.001	189	231

29 Hofer, AUT / Mies, DEU

theoretical besttime: 1:38.415

1	2:54.263	1:26.494	168	50.719	89	37.050	182		9	1:59.224	36.140	180	36.347	208	46.737	58	220
2	2:53.529	48.038	78	59.537	77	1:05.954	33	219	10	3:49.055	2:21.928	66	49.148	101	37.979	188	
3	3:56.686	2:44.008	176	41.146	203	31.532	187		11	1:41.555	36.494	179	35.623	214	29.438	190	221
4	1:44.948	37.455	180	36.886	212	30.607	187	213	12	1:40.218	35.956	179	34.972	215	29.290	190	224
5	1:42.877	36.814	179	36.046	213	30.017	189	216	13	1:39.749	35.745	182	34.659	216	29.345	189	225
6	1:45.223	36.809	178	37.051	203	31.363	189	219	14	1:39.045	35.383	184	34.745	216	28.917	191	228
7	1:43.368	36.468	183	36.159	206	30.741	187	210	15	1:38.508	35.133	185	34.385	216	28.990	191	228
8	1:41.096	35.952	184	35.477	216	29.667	189	221	16	1:38.943	35.113	185	34.432	217	29.398	191	226





ADAC GT Masters

Sector List Qualifying 2

Provisional



Motorsportarena Oschersleben, Length: 3667m

Air temperature: 10.17°C

Track temperature: 10.9°C

Weather condition: Wet

DMSB Reg. Nr.: 113/19

Sunday, April 28, 2019 9:10:00

Lap	Time	SE1	SP1	SE2	SP2	SE3	SP3	TSP	Lap	Time	SE1	SP1	SE2	SP2	SE3	SP3	TSP
31	Niederhauser, CHE / van der Linde, ZAF									theoretical besttime: 1:38.427							
1	2:44.008	1:29.257	172	39.628	201	35.123	183		10	1:40.147	35.736	180	34.858	216	29.553	189	224
2	2:57.460	47.604	79	1:02.528	75	1:07.328	35	213	11	2:02.809	38.471	178	36.812	209	47.526	57	226
3	3:31.936	2:18.024	176	39.471	113	34.441	185		12	3:35.226	2:21.854	177	37.121	166	36.251	188	
4	1:43.788	36.663	179	36.616	209	30.509	187	223	13	1:39.863	35.665	183	34.598	215	29.600	190	227
5	1:42.796	36.549	180	35.909	213	30.338	187	225	14	1:38.910	35.212	181	34.508	215	29.190	190	230
6	1:42.093	36.547	179	35.633	214	29.913	189	223	15	1:38.545	35.159	180	34.238	213	29.148	190	230
7	1:41.140	35.845	182	35.209	212	30.086	186	226	16	1:46.822	36.877	179	36.686	159	33.259	189	229
8	1:40.690	35.836	181	35.102	215	29.752	187	225	17	1:38.427	35.104	183	34.195	213	29.128	190	230
9	1:50.681	35.712	182	36.870	137	38.099	187	230									

33	Salaquarda, CZE / Stippler, DEU									theoretical besttime: 1:39.743							
1	5:27.542	3:09.080	159	1:09.656	72	1:08.806	42		8	2:00.412	36.986	172	36.189	214	47.237	58	230
2	4:15.777	2:41.062	104	53.655	93	41.060	142		9	5:34.968	4:26.567	180	36.391	213	32.010	187	
3	2:09.445	50.623	99	44.022	181	34.800	186	148	10	1:51.096	40.430	172	38.374	141	32.292	190	227
4	1:46.661	37.806	180	38.143	211	30.712	186	201	11	1:40.476	35.835	183	35.583	217	29.058	191	233
5	1:43.487	37.093	182	36.591	214	29.803	190	215	12	1:41.097	35.690	183	35.548	217	29.859	190	227
6	1:43.132	37.017	180	36.214	216	29.901	191	225	13	1:42.121	36.007	175	36.093	215	30.021	191	231
7	1:41.957	36.237	182	35.898	216	29.822	186	224	14	1:39.743	35.676	184	35.037	216	29.030	191	231

36	Dienst, DEU / Read, AUS									theoretical besttime: 1:41.781							
1	2:28.945	1:08.627	153	44.343	149	35.975	172		10	1:45.902	38.078	175	37.066	207	30.758	185	207
2	3:08.765	1:01.068	79	1:00.309	79	1:07.388	39	178	11	1:47.468	37.956	176	37.441	175	32.071	187	211
3	4:09.543	2:53.135	155	42.627	176	33.781	181		12	1:44.404	37.002	180	36.086	205	31.316	187	219
4	1:52.623	40.376	172	39.510	197	32.737	184	185	13	1:45.940	37.202	179	37.700	198	31.038	187	219
5	2:02.017	38.296	175	51.182	197	32.539	182	205	14	1:42.725	36.559	178	35.908	211	30.258	188	225
6	2:00.032	47.005	173	38.808	196	34.219	183	214	15	1:43.387	36.073	180	36.368	211	30.946	187	225
7	1:48.533	38.435	177	38.334	199	31.764	185	199	16	1:44.850	37.948	177	35.821	210	31.081	188	144
8	1:48.664	37.739	176	37.697	196	33.228	185	215	17	1:43.001	36.328	180	36.786	210	29.887	187	225
9	1:47.663	38.273	176	37.498	206	31.892	184	215									

47	Dontje, NLD / Götz, DEU									theoretical besttime: 1:38.860							
1	2:21.051	1:09.619	169	39.469	192	31.963	182		9	1:40.127	35.771	181	34.795	214	29.561	187	223
2	2:33.503	38.520	176	51.706	79	1:03.277	50	204	10	1:45.164	36.313	178	37.307	194	31.544	188	226
3	5:02.521	3:53.485	173	37.971	201	31.065	184		11	1:54.127	35.492	182	35.212	188	43.423	187	225
4	1:49.967	36.817	178	37.626	197	35.524	187	221	12	1:42.709	35.601	182	34.598	214	32.510	188	226
5	1:42.065	36.632	179	35.698	211	29.735	186	208	13	1:51.914	42.310	158	39.416	177	30.188	187	226
6	1:43.744	36.635	175	36.510	186	30.599	187	219	14	1:38.997	35.370	182	34.458	213	29.169	188	225
7	1:40.749	36.113	180	35.098	213	29.538	185	217	15	1:45.727	35.233	182	34.633	214	35.861	167	227
8	1:50.019	36.037	179	37.838	173	36.144	186	223	16		38.107	103					210

48	Ellis, GBR / Vettel, DEU									theoretical besttime:							
1		1:11.707	169	40.502	192												

63	Engelhart, DEU / Bortolotti, ITA									theoretical besttime: 1:37.075							
1	4:51.211	2:54.373	173	54.853	72	1:01.985	58		10	1:38.394	34.886	179	34.648	212	28.860	188	225
2	4:29.003	3:17.921	176	38.658	195	32.424	181		11	1:47.691	35.326	180	40.305	159	32.060	188	226
3	1:44.882	37.426	175	36.854	205	30.602	185	216	12	1:47.087	36.327	176	36.895	207	33.865	187	227
4	1:47.992	37.281	175	40.161	207	30.550	187	213	13	1:41.546	35.011	178	37.089	211	29.446	188	227
5	1:51.263	43.756	172	36.980	204	30.527	188	198	14	1:37.527	34.649	181	34.151	213	28.727	189	229
6	1:40.936	35.852	182	35.629	207	29.455	188	224	15	1:37.075	34.426	182	33.974	213	28.675	190	229
7	1:45.411	36.855	168	38.129	210	30.427	187	225	16	1:53.879	36.203	176	43.909	171	33.767	189	229
8	1:40.105	35.744	182	35.061	212	29.300	188	221	17	2:01.979	34.496	183	34.372	211	53.111	29	227
9	1:39.163	35.064	180	34.924	212	29.175	190	226									

69	Slooten, DEU / Luhr, DEU									theoretical besttime: 1:39.278							
1	2:11.071	57.536	172	40.866	157	32.669	185		9	1:41.297	36.360	183	35.190	212	29.747	189	209
2	2:27.500	38.717	174	49.687	78	59.096	57	205	10	1:47.781	40.426	177	35.923	178	31.432	189	217
3	4:42.294	3:27.606	131	41.417	189	33.271	183		11	1:45.989	40.753	177	35.449	211	29.787	189	218
4	1:47.111	39.038	178	37.076	207	30.997	187	192	12	1:40.542	35.692	183	35.026	214	29.824	188	218

ver: 1.0

www.adac.de/motorsport

Page 4/ 5 printed: 28.4.2019 10:00

ADAC Vorteilsprogramm



Audi Sport



KÄRCHER

KÜHNE+NAGEL

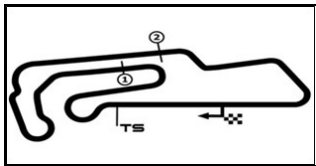


postcon



DMSB





ADAC GT Masters

Sector List Qualifying 2

Provisional



Motorsportarena Oschersleben, Length: 3667m

Air temperature: 10.17°C

Track temperature: 10.9°C

Weather condition: Wet

DMSB Reg. Nr.: 113/19

Sunday, April 28, 2019 9:10:00

Lap	Time	SE1	SP1	SE2	SP2	SE3	SP3	TSP	Lap	Time	SE1	SP1	SE2	SP2	SE3	SP3	TSP
5	1:44.677	37.064	181	36.397	206	31.216	187	204	13	1:40.215	35.487	184	35.172	214	29.556	190	219
6	1:43.352	36.863	180	36.014	210	30.475	188	201	14	1:42.240	36.176	181	35.381	208	30.683	191	208
7	2:07.995	42.645	181	36.790	145	48.560	57	206	15	1:39.775	35.984	185	34.471	214	29.320	191	227
8	6:17.138	5:09.738	169	36.831	204	30.569	186										

71 Paul, DEU / Reicher, AUT

theoretical besttime: 1:41.293

1	4:02.116	2:26.165	161	40.685	182	55.266	58		9	1:45.383	37.059	178	36.455	189	31.869	187	204
2	5:19.752	4:06.175	161	40.641	180	32.936	182		10	1:43.043	36.577	180	36.054	201	30.412	187	212
3	1:49.978	40.027	175	38.068	196	31.883	183	167	11	1:41.952	36.482	175	35.447	203	30.023	189	219
4	1:48.128	38.487	172	37.893	193	31.748	184	192	12	1:59.682	36.570	180	35.662	206	47.450	59	212
5	1:47.982	38.052	177	38.772	194	31.158	185	202	13	4:25.585	3:17.838	175	37.198	187	30.549	187	
6	1:45.476	37.371	179	37.209	205	30.896	186	211	14	1:42.762	36.370	178	35.570	213	30.822	188	220
7	1:47.305	38.053	171	38.141	198	31.111	186	201	15	1:41.386	36.267	181	35.540	212	29.579	189	207
8	1:45.179	37.689	179	36.879	206	30.611	185	211									

77 Pommer, DEU / Kirchhöfer, DEU

theoretical besttime: 1:39.317

1	4:08.998	2:30.872	166	41.108	147	57.018	58		9	1:40.916	35.949	184	35.394	218	29.573	193	231
2	6:26.801	5:14.954	154	39.383	198	32.464	184		10	1:40.896	35.955	182	35.179	218	29.762	193	232
3	1:47.616	38.340	180	37.739	215	31.537	188	199	11	1:58.733	36.528	184	35.876	217	46.329	59	228
4	1:44.474	37.331	180	36.744	215	30.399	189	225	12	2:45.480	1:39.689	183	35.814	217	29.977	192	
5	1:43.252	36.787	183	36.229	216	30.236	190	227	13	1:43.598	36.189	182	36.521	192	30.888	192	232
6	1:42.502	36.473	184	35.952	218	30.077	190	229	14	1:40.294	35.625	187	35.251	218	29.418	192	233
7	1:44.016	36.721	185	36.255	206	31.040	191	227	15	1:39.317	35.402	187	34.593	219	29.322	194	233
8	1:46.128	36.818	184	36.110	214	33.200	193	223									

82 Ineichen, CHE / Perera, FRA

theoretical besttime: 1:37.921

1	4:28.617	2:39.993	172	48.059	78	1:00.565	56		9	1:51.664	42.516	170	38.151	185	30.997	187	228
2	6:19.520	5:09.420	174	38.151	187	31.949	184		10	1:57.872	35.741	182	35.259	184	46.872	59	217
3	1:46.443	37.752	179	36.618	200	32.073	184	199	11	2:47.058	1:42.045	180	35.364	212	29.649	190	
4	1:43.880	37.013	178	36.148	205	30.719	184	210	12	1:38.785	35.353	183	34.322	214	29.110	189	228
5	1:41.888	36.514	181	35.487	212	29.887	186	225	13	1:38.063	35.073	184	34.016	215	28.974	189	224
6	1:40.900	36.084	182	35.252	211	29.564	188	225	14	1:43.059	35.309	184	36.407	187	31.343	189	227
7	1:43.920	37.093	182	36.670	208	30.157	187	199	15	1:38.038	35.091	184	33.874	215	29.073	190	229
8	1:40.472	35.869	183	34.749	213	29.854	188	222									

98 De Sadeleer, CHE / Hasse-Clot, FRA

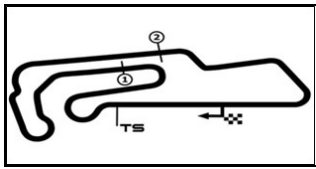
theoretical besttime: 1:40.691

1	3:01.776	1:40.686	142	42.718	166	38.372	181		10	1:42.133	36.158	180	35.870	212	30.105	186	214
2	3:09.711	56.732	56	1:05.237	78	1:07.742	54	134	11	1:42.072	36.070	180	35.793	213	30.209	186	216
3	4:13.888	2:58.885	145	41.606	168	33.397	183		12	1:41.872	36.022	181	35.539	215	30.311	187	211
4	1:50.197	39.341	172	38.762	183	32.094	185	184	13	1:41.962	36.042	181	35.744	208	30.176	187	222
5	1:47.240	38.220	176	37.715	198	31.305	185	189	14	1:41.564	35.878	181	35.528	215	30.158	187	224
6	1:45.145	37.394	178	36.974	201	30.777	186	193	15	1:43.563	36.648	176	36.180	199	30.735	188	224
7	1:44.527	36.999	178	36.862	207	30.666	187	207	16	1:40.691	35.589	180	35.141	215	29.961	188	222
8	1:44.566	36.904	180	36.655	198	31.007	186	214	17	1:41.540	36.095	181	35.387	215	30.058	188	226
9	1:43.148	36.450	179	36.262	209	30.436	187	225									

99 Keilwitz, DEU / Martin, BEL

theoretical besttime: 1:39.428

1	2:59.985	1:39.913	152	43.185	162	36.887	179		10	1:40.441	35.678	180	35.101	214	29.662	187	227
2	3:07.072	56.039	66	1:05.941	78	1:05.092	55	166	11	1:40.547	35.747	181	35.310	213	29.490	189	227
3	3:09.042	1:56.199	174	40.417	188	32.426	183		12	1:58.003	36.373	181	35.411	212	46.219	59	229
4	1:48.377	38.590	178	38.384	209	31.403	184	204	13	3:35.117	2:27.821	178	37.295	212	30.001	187	
5	1:46.374	38.294	175	37.303	209	30.777	186	212	14	1:40.491	35.643	183	35.114	214	29.734	188	228
6	1:43.340	36.833	179	36.150	211	30.357	185	222	15	1:40.165	35.530	181	35.197	214	29.438	189	228
7	1:42.066	36.355	181	35.605	213	30.106	185	226	16	1:41.803	35.387	175	35.864	185	30.552	189	226
8	1:57.737	46.965	158	37.686	199	33.086	187	226	17	1:39.428	35.357	182	34.756	215	29.315	188	226
9	1:41.431	36.137	180	35.382	212	29.912	186	223									



ADAC GT Masters

Top speed list Qualifying 2

Provisional



Motorsportarena Oschersleben, Length: 3667m

Air temperature: 10.17°C

Track temperature: 10.9°C

Weather condition: Wet

DMSB Reg. Nr.: 113/19

Sunday, April 28, 2019 9:10:00

#	Name (NAT)	Team	Car name	Speed	Lap	Race time
33	Frank Stippler (DEU)	Team ISR (CZE)	Audi R8 LMS GT3	233.26	11	24:24.076
14	Jens Klingmann (DEU)	MRS GT-Racing (DEU)	BMW M6 GT3	233.26	13	24:50.430
77	Marvin Kirchhöfer (DEU)	Callaway Competition (DEU)	Corvette C7 GT3	233.26	14	27:02.957
28	Dries Vanthoor (BEL)	Montaplast by Land-Motorsport (DEU)	Audi R8 LMS GT3	231.75	12	25:47.461
13	Sven Barth (DEU)	RWT Racing (AUT)	Corvette C7 GT3	231.75	15	28:17.606
31	Kelvin van der Linde (ZAF)	HCB-Rutronik-Racing	Audi R8 LMS GT3	230.76	14	24:42.265
25	Christopher Haase (DEU)	BWT Mücke Motorsport (DEU)	Audi R8 LMS GT3	230.76	16	29:20.144
19	Marco Mapelli (ITA)	ORANGE1 by GRT Grasser (AUT)	Lamborghini Huracan GT3 EVO	230.27	13	22:09.881
17	Klaus Bachler (AUT)	KÜS TEAM75 Bernhard (DEU)	Porsche 911 GT3 R	230.27	16	28:25.500
18	Matteo Cairoli (ITA)	KÜS TEAM75 Bernhard (DEU)	Porsche 911 GT3 R	229.78	14	22:57.403
63	Mirko Bortolotti (ITA)	ORANGE1 by GRT Grasser (AUT)	Lamborghini Huracan GT3 EVO	229.78	14	24:34.334
12	Florian Spengler (DEU)	EFP Car Collection by TECE	Audi R8 LMS GT3	229.78	14	26:50.077
82	Franck Perera (FRA)	ORANGE1 by GRT Grasser (AUT)	Lamborghini Huracan GT3 EVO	229.78	15	28:51.783
99	Maxime Martin (BEL)	PROpeak Performance	Aston Martin Vantage AMR GT3	229.29	12	19:26.056
29	Christopher Mies (DEU)	Montaplast by Land-Motorsport (DEU)	Audi R8 LMS GT3	228.81	14	25:21.409
11	Pierre Kaffer (DEU)	EFP Car Collection by TECE	Audi R8 LMS GT3	227.36	12	24:10.559
1	Thomas Preining (AUT)	Precote Herberth Motorsport (DEU)	Porsche 911 GT3 R	227.36	13	25:01.787
47	Maximilian Götz (DEU)	MANN-FILTER Team HTP (DEU)	Mercedes-AMG GT3	227.36	15	25:26.336
69	Lucas Luhr (DEU)	Iron Force Racing	Porsche 911 GT3 R	227.36	15	29:28.812
3	Maximilian Hackländer (DEU)	Aust Motorsport (DEU)	Audi R8 LMS GT3	226.89	16	25:55.806
98	Valentin Hasse-Clot (FRA)	PROpeak Performance	Aston Martin Vantage AMR GT3	226.89	17	29:03.710
21	Jimmy Eriksson (SWE)	Team ZAKSPEED BKK Mobil Oil Racing (DEU)	Mercedes-AMG GT3	226.41	13	25:36.995
36	Aidan Read (AUS)	Schütz Motorsport (DEU)	Mercedes-AMG GT3	225.46	14	24:20.196
24	Markus Winkelhock (DEU)	BWT Mücke Motorsport (DEU)	Audi R8 LMS GT3	225.00	10	18:13.873
7	Sebastian Asch (DEU)	HB Racing (AUT)	Ferrari 488 GT3	224.53	8	19:40.903
71	Simon Reicher (AUT)	T3 Motorsport	Audi R8 LMS GT3	220.85	14	27:51.236
26	Stefan Mücke (DEU)	BWT Mücke Motorsport (DEU)	Audi R8 LMS GT3	219.06	15	29:55.661
8	Carrie Schreiner (DEU)	HCB-Rutronik-Racing	Audi R8 LMS GT3	214.71	9	15:03.112
4	Arlind Hoti (DEU)	Aust Motorsport (DEU)	Audi R8 LMS GT3	214.28	7	10:56.716