

ADAC GT4 Germany

Result List Qualifying 2



Provisional

Motorsportarena Oschersleben, Length: 3667m

Air temperature: 7.63°C

Track temperature: 8.26°C

Weather condition: Wet

DMSB Reg. Nr.: 114/19

Sunday, April 28, 2019 8:00:00

started : 23 classified : 23 not classified : 0

Drivers	Team	Car	Lap	Best Time	Gap	Diff	Kph	Day Time
1 22 J.Kasperlik(DEU)(T)/L.Kern(DEU)	Team Allied-Racing	Porsche Cayman GT4	11	1:48.954			121.1	8:25:58
2 24 M.Siljehaug(NOR)/E.Angermayr(AUT)(J)	Felbermayr Reiter(DEU)	KTM X-Bow GT4	8	1:49.017	0.063	0.063	121.0	8:22:41
3 17 H.Hadegasser(DEU)(T)/H.Still(DEU)	KÜS TEAM75 Bernhard(DEU)	Porsche Cayman GT4	10	1:49.210	0.256	0.193	120.8	8:25:08
4 23 L.Kraihamer(AUT)/R.Kofler(AUT)	True Racing	KTM X-Bow GT4	10	1:49.248	0.294	0.038	120.8	8:26:26
5 19 J.Viebahn(DEU)(T)/J.Lappalainen(FIN)	PROpeak Performance	AstonMartin VantageAMR(10	1:49.413	0.459	0.165	120.6	8:23:34
6 3 C.Hürtgen(DEU)/M.Fischer(AUT)	Hofer Racing by Bonk Motorsport	BMW M4 GT4	11	1:50.426	1.472	1.013	119.5	8:25:23
7 2 M.Schrey(DEU)/T.Jäger(AUT)	Hofer Racing by Bonk Motorsport	BMW M4 GT4	10	1:50.771	1.817	0.345	119.1	8:23:42
8 7 M.Zug(DEU)(J)/G.Piana(ITA)	RN Vision STS(DEU)	BMW M4 GT4	10	1:51.178	2.224	0.407	118.7	8:23:40
9 94 F.von der Laden(DEU)/A.Valente(CHE)	Team GT	McLaren 570s GT4	10	1:51.450	2.496	0.272	118.4	8:25:52
10 69 P.Dörr(DEU)(J)/D.Trebing(USA)	Dörr Motorsport	McLaren 570s GT4	11	1:51.671	2.717	0.221	118.2	8:25:53
11 6 M.Beckhusen(DEU)(J)/J.Szymkowiak(NLD)	Racing One(DEU)	Audi R8 LMS GT4	10	1:52.301	3.347	0.630	117.5	8:23:53
12 21 G.van Parijs(BEL)/C.Schöll(AUT)	Team Allied-Racing	Porsche Cayman GT4	11	1:52.562	3.608	0.261	117.2	8:25:50
13 33 C.Fagg(GBR)(J)/M.Benyahia(MAR)(J)	Team GT	McLaren 570s GT4	9	1:52.586	3.632	0.024	117.2	8:22:08
14 77 T.Heinemann(DEU)/L.Wankmüller(DEU)(J)	HP Racing International(DEU)	Mercedes-AMG GT4	9	1:52.977	4.023	0.391	116.8	8:23:05
15 15 F.Kovac(CRO)(T)/T.Tekaat(DEU)	MRS Besagroup Racing	BMW M4 GT4	10	1:53.071	4.117	0.094	116.7	8:24:47
16 99 H.Owega(DEU)/J.Owega(DEU)(J)	GetSpeed Performance	Mercedes-AMG GT4	10	1:54.178	5.224	1.107	115.6	8:25:07
17 14 S.Grotstollen(DEU)(T)/G.Braun(DEU)(T)	MRS Besagroup Racing	BMW M4 GT4	10	1:54.226	5.272	0.048	115.5	8:26:37
18 11 O.Mayer(DEU)(T)/J.Springob(DEU)(J)	Bremotion	Mercedes-AMG GT4	11	1:54.236	5.282	0.010	115.5	8:26:26
19 66 F.Dziwok(POL)(T)/D.Davidovac(DEU)(T)	HP Racing International(DEU)	Porsche Cayman GT4	11	1:54.686	5.732	0.450	115.1	8:26:17
20 5 N.Rindlisbacher(CHE)/P.Stalidzane(DEU)(J)	Racing One(DEU)	Audi R8 LMS GT4	11	1:55.249	6.295	0.563	114.5	8:26:06
21 36 M.Suabo(DEU)(T)/A.Woller(DEU)	Schütz Motorsport(DEU)	Mercedes-AMG GT4	7	1:56.619	7.665	1.370	113.1	8:18:13
22 48 L.Trefz(DEU)(J)/M.Haber(AUS)	Leipert Motorsport	Mercedes-AMG GT4	2	1:56.729	7.775	0.110	113.0	8:05:59
23 59 F.Martin-Dye(GBR)/T.Krebs(DNK)	Dörr Motorsport	McLaren 570s GT4	7	1:57.591	8.637	0.862	112.2	8:21:24

Did not start

18 F.Thoma(CHE)/J.Lesoudier(FRA) PROpeak Performance AstonMartin VantageAMR(

Following race director decision cancellation of the fastest lap time for car no.15

Following race director decision cancellation of the fastest lap time under red

Subject to final scrutineering!

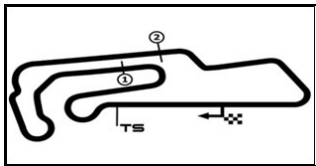
Publication time:	Clerk of the Course: Ralph Bohnhorst	Timekeeper: Steffen Ruhl
-------------------	--------------------------------------	--------------------------

ver: 1.0

www.adac.de/motorsport

Page 1/ 1 printed: 28.4.2019 8:28





ADAC GT4 Germany

Sector List Qualifying 2

Provisional



Motorsportarena Oschersleben, Length: 3667m

Air temperature: 7.63°C

Track temperature: 8.26°C

Weather condition: Wet

DMSB Reg. Nr.: 114/19

Sunday, April 28, 2019 8:00:00

Lap	Time	SE1	SP1	SE2	SP2	SE3	SP3	TSP	Lap	Time	SE1	SP1	SE2	SP2	SE3	SP3	TSP
2 Schrey, DEU / Jäger, AUT									theoretical besttime: 1:50.705								
1	2:25.319	1:03.358	137	45.222	166	36.739	163		7	2:04.496	50.531	151	40.619	190	33.346	169	184
2	1:58.678	42.661	150	41.653	186	34.364	166	176	8	1:52.445	40.190	159	39.163	192	33.092	165	193
3	1:55.049	40.881	163	40.351	180	33.817	166	182	9	1:51.712	40.155	159	39.031	194	32.526	169	194
4	1:53.842	40.773	162	39.729	187	33.340	169	170	10	1:50.771	39.314	159	38.865	190	32.592	167	188
5	2:47.864	41.454	160	1:02.382	69	1:04.028	54	174	11	1:52.503	40.524	152	39.162	192	32.817	166	199
6	5:01.328	3:47.700	159	40.000	188	33.628	164										

Lap	Time	SE1	SP1	SE2	SP2	SE3	SP3	TSP	Lap	Time	SE1	SP1	SE2	SP2	SE3	SP3	TSP
3 Hürtgen, DEU / Fischer, AUT									theoretical besttime: 1:50.306								
1	2:31.871	1:05.884	139	48.799	140	37.188	139		7	1:52.307	40.283	157	39.089	190	32.935	166	193
2	2:12.549	46.537	94	46.788	182	39.224	162	145	8	1:51.845	39.624	159	39.143	191	33.078	166	198
3	1:54.828	40.728	152	39.928	174	34.172	164	189	9	1:51.338	39.799	155	38.976	187	32.563	164	184
4	2:20.908	48.219	145	46.146	169	46.543	162	115	10	1:50.973	39.643	158	38.502	190	32.828	163	197
5	2:58.084	48.505	83	59.627	80	1:09.952	39	196	11	1:50.426	39.336	160	38.622	191	32.468	168	200
6	4:07.066	2:49.162	155	41.927	153	35.977	162										

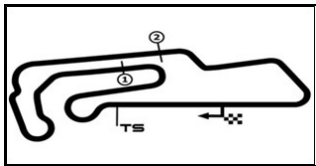
Lap	Time	SE1	SP1	SE2	SP2	SE3	SP3	TSP	Lap	Time	SE1	SP1	SE2	SP2	SE3	SP3	TSP
5 Rindlisbacher, CHE / Stalidzane, DEU									theoretical besttime: 1:55.228								
1	2:36.650	1:15.952	150	44.312	165	36.386	170		7	1:56.350	41.460	159	40.683	186	34.207	171	167
2	2:01.208	43.205	158	42.164	175	35.839	170	152	8	1:58.735	40.853	161	42.269	172	35.613	171	180
3	1:59.513	42.565	161	41.928	194	35.020	167	161	9	1:57.154	41.912	161	40.592	182	34.650	173	141
4	1:59.756	43.753	161	41.952	188	34.051	170	205	10	1:56.359	40.817	163	40.978	178	34.564	172	187
5	2:50.240	41.742	93	1:03.944	75	1:04.554	47	180	11	1:55.249	40.717	160	40.460	189	34.072	172	162
6	4:54.104	3:37.503	157	41.815	159	34.786	171										

Lap	Time	SE1	SP1	SE2	SP2	SE3	SP3	TSP	Lap	Time	SE1	SP1	SE2	SP2	SE3	SP3	TSP
6 Beckhusen, DEU / Szymkowiak, NLD									theoretical besttime: 1:52.026								
1	2:33.966	1:14.851	135	43.625	161	35.490	166		7	1:55.084	40.721	162	40.711	172	33.652	171	189
2	1:59.298	42.902	156	42.467	176	33.929	171	159	8	1:54.927	41.227	163	40.215	173	33.485	172	172
3	1:55.586	40.974	163	40.795	172	33.817	171	173	9	1:52.796	39.562	165	39.946	182	33.288	173	187
4	1:53.897	40.362	162	39.984	182	33.551	172	181	10	1:52.301	39.815	166	39.630	189	32.856	173	189
5	2:42.280	41.989	163	55.606	69	1:04.685	48	187	11	1:52.782	40.037	165	39.608	180	33.137	173	186
6	5:12.607	3:57.893	162	40.905	178	33.809	172										

Lap	Time	SE1	SP1	SE2	SP2	SE3	SP3	TSP	Lap	Time	SE1	SP1	SE2	SP2	SE3	SP3	TSP
7 Zug, DEU / Piana, ITA									theoretical besttime: 1:51.114								
1	2:26.652	1:05.026	153	44.680	157	36.946	162		7	1:56.297	41.367	160	41.097	177	33.833	169	194
2	1:58.721	42.971	158	41.122	179	34.628	166	179	8	1:52.337	40.448	161	38.880	190	33.009	169	183
3	1:56.222	42.321	160	39.957	177	33.944	167	171	9	1:51.677	39.718	161	38.738	189	33.221	167	199
4	1:57.095	41.545	160	39.842	183	35.708	169	171	10	1:51.178	39.782	161	38.500	191	32.896	166	196
5	2:45.219	44.168	153	55.682	69	1:05.369	48	184	11		50.590	153	39.802	187			194
6	5:04.366	3:50.194	160	40.405	182	33.767	166										

Lap	Time	SE1	SP1	SE2	SP2	SE3	SP3	TSP	Lap	Time	SE1	SP1	SE2	SP2	SE3	SP3	TSP
11 Mayer, DEU / Springob, DEU									theoretical besttime: 1:54.236								
1	2:28.806	1:00.769	121	48.574	146	39.463	163		7	1:57.498	41.806	159	41.346	189	34.346	168	177
2	2:07.179	45.822	142	44.834	160	36.523	166	138	8	1:56.832	41.760	158	40.669	187	34.403	168	187
3	2:02.143	43.644	159	42.477	190	36.022	168	169	9	1:55.583	40.881	161	40.596	190	34.106	168	191
4	2:02.753	42.868	155	44.385	177	35.500	167	163	10	1:55.544	40.767	162	40.443	192	34.334	168	200
5	2:56.909	44.784	94	1:04.170	65	1:07.955	36	175	11	1:54.236	40.534	162	39.999	193	33.703	168	194
6	5:07.590	3:48.276	157	42.735	178	36.579	166										

Lap	Time	SE1	SP1	SE2	SP2	SE3	SP3	TSP	Lap	Time	SE1	SP1	SE2	SP2	SE3	SP3	TSP
14 Grotstollen, DEU / Braun, DEU									theoretical besttime: 1:53.869								
1	3:18.536	1:58.930	153	43.804	167	35.802	160		6	1:55.911	41.650	153	40.130	178	34.131	165	183
2	1:57.706	42.543	154	40.723	187	34.440	164	178	7	1:56.324	41.400	155	39.918	183	35.006	161	186
3	1:59.020	42.028	160	41.156	143	35.836	158	177	8	1:55.664	41.150	154	40.559	188	33.955	166	180
4	1:57.069	41.457	160	41.058	184	34.554	151	180	9	1:54.607	40.432	160	40.046	187	34.129	166	197
5	2:59.949	58.280	77	58.635	78	1:03.034	45	81	10	1:54.226	40.789	155	39.864	180	33.573	164	189
6	4:47.649	3:28.877	134	43.251	146	35.521	160										



ADAC GT4 Germany

Sector List Qualifying 2



Provisional

Motorsportarena Oschersleben, Length: 3667m

Air temperature: 7.63°C

Track temperature: 8.26°C

Weather condition: Wet

DMSB Reg. Nr.: 114/19

Sunday, April 28, 2019 8:00:00

Lap	Time	SE1	SP1	SE2	SP2	SE3	SP3	TSP	Lap	Time	SE1	SP1	SE2	SP2	SE3	SP3	TSP
15 Kovac, CRO / Tekaat, DEU									theoretical besttime: 1:52.896								
1	2:46.194	1:17.837	118	47.682	107	40.675	165		7	1:53.442	39.993	159	39.673	189	33.776	168	204
2	2:00.189	41.588	157	42.177	168	36.424	166	179	8	2:03.537	43.488	160	42.367	173	37.682	168	153
3	1:56.581	40.880	159	41.210	187	34.491	168	177	9	1:53.103	39.872	162	39.459	191	33.772	169	199
4	1:55.775	40.424	159	41.447	189	33.904	168	181	10	1:53.071	39.848	163	39.634	193	33.589	169	186
5	2:58.288	43.909	74	1:05.995	68	1:08.384	32	192	11	1:52.492	39.940	162	39.364	190	33.188	169	203
6	5:26.508	4:01.702	98	45.446	98	39.360	167		11		41.523	119	46.573	123			180

17 Hadergasser, DEU / Still, DEU									theoretical besttime: 1:49.210								
1	2:29.024	1:08.531	138	43.866	160	36.627	163		6	6:47.171	5:24.561	106	48.102	110	34.508	166	
2	1:57.059	42.641	159	40.658	166	33.760	169	159	7	1:51.774	39.980	162	38.998	183	32.796	171	183
3	1:55.230	41.046	160	39.878	178	34.306	160	166	8	1:50.341	39.348	164	38.446	192	32.547	170	197
4	1:52.994	40.845	161	38.977	190	33.172	166	177	9	1:51.359	39.165	163	39.609	191	32.585	171	191
5	2:43.800	40.221	161	58.727	68	1:04.852	53	180	10	1:49.210	38.946	165	37.891	194	32.373	171	197

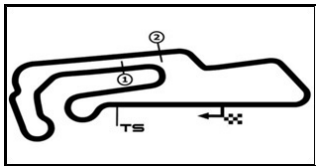
19 Viebahn, DEU / Lappalainen, FIN									theoretical besttime: 1:49.218								
1	2:09.664	52.375	154	42.230	157	35.059	165		7	1:53.583	40.299	161	40.047	180	33.237	169	187
2	1:54.682	40.794	162	40.068	183	33.820	167	177	8	1:50.361	39.449	161	38.369	186	32.543	168	187
3	1:52.704	39.956	160	39.398	185	33.350	169	185	9	1:49.745	39.124	163	38.218	189	32.403	168	191
4	1:51.143	39.309	161	38.683	183	33.151	169	194	10	1:49.413	38.871	158	37.997	186	32.545	168	192
5	2:22.148	39.357	163	38.408	185	1:04.383	52	192	11	1:49.926	38.970	161	38.606	176	32.350	170	190
6	5:59.609	4:47.662	161	38.874	184	33.073	169										

21 van Parijs, BEL / Schöll, AUT									theoretical besttime: 1:51.532								
1	2:27.645	1:06.605	146	44.513	152	36.527	167		7	1:54.099	40.563	162	39.749	175	33.787	171	183
2	1:57.958	42.621	158	40.718	188	34.619	166	157	8	1:56.935	40.498	159	40.351	163	36.086	169	176
3	1:55.515	41.112	161	39.890	181	34.513	166	171	9	1:53.217	39.817	162	39.290	195	34.110	169	195
4	1:54.325	41.382	159	39.648	191	33.295	170	186	10	1:52.858	40.078	164	39.246	191	33.534	170	193
5	2:43.740	40.304	162	59.619	70	1:03.817	54	174	11	1:52.562	40.847	164	38.766	194	32.949	170	195
6	5:20.690	4:04.725	155	41.220	156	34.745	169										

22 Kasperlik, DEU / Kern, DEU									theoretical besttime: 1:48.954								
1	2:25.440	1:05.307	147	44.183	159	35.950	164		7	1:50.759	39.291	166	38.799	193	32.669	169	198
2	1:58.034	42.693	161	40.765	175	34.576	168	189	8	1:50.377	39.566	162	38.476	197	32.335	169	190
3	1:54.715	41.074	162	39.742	178	33.899	169	184	9	1:49.547	38.812	168	38.501	196	32.234	170	196
4	1:53.036	40.384	166	39.876	185	32.776	170	176	10	1:54.233	39.288	165	40.483	157	34.462	173	192
5	2:42.482	39.704	164	55.286	72	1:07.492	44	188	11	1:48.954	38.629	168	38.297	197	32.028	170	185
6	5:50.164	4:38.274	164	39.153	175	32.737	171										

23 Kraihamer, AUT / Kofler, AUT									theoretical besttime: 1:49.233								
1	3:25.825	2:01.049	157	44.521	98	40.255	164		6	1:49.964	39.301	163	38.310	192	32.353	169	193
2	1:54.220	41.298	162	39.768	175	33.154	169	161	7	1:49.988	38.954	163	38.646	191	32.388	170	194
3	1:53.187	39.938	163	39.724	157	33.525	169	186	8	1:51.561	39.356	162	38.294	191	33.911	168	184
4	1:51.993	40.004	163	39.175	187	32.814	170	187	9	1:52.254	40.422	161	38.518	190	33.314	168	198
4	2:56.451	46.450	115	57.611	84	1:12.390	38	180	10	1:49.248	38.890	164	37.990	192	32.368	169	202
5	5:11.240	3:52.414	157	41.763	106	37.063	168										

24 Siljehaug, NOR / Angermayr, AUT									theoretical besttime: 1:48.365								
1	3:37.595	2:13.410	84	48.663	125	35.522	161		6	1:49.384	39.092	161	38.122	189	32.170	168	198
2	1:55.407	41.951	157	40.159	184	33.297	166	170	7	1:53.420	41.048	159	38.749	175	33.623	167	157
3	1:52.490	41.053	158	39.101	190	32.336	166	174	8	1:49.017	39.145	161	38.145	189	31.727	168	196
4	1:51.344	39.652	161	38.520	188	33.169	163	194	9	1:58.289	38.516	164	47.370	190	32.403	169	200
4	3:15.684	1:04.576	68	1:05.625	76	1:05.483	46	78	10	1:49.022	38.947	164	38.245	192	31.830	168	188
5	4:35.783	3:18.254	158	41.341	158	36.188	168										



ADAC GT4 Germany

Sector List Qualifying 2



Provisional

Motorsportarena Oschersleben, Length: 3667m

Air temperature: 7.63°C

Track temperature: 8.26°C

Weather condition: Wet

DMSB Reg. Nr.: 114/19

Sunday, April 28, 2019 8:00:00

Lap	Time	SE1	SP1	SE2	SP2	SE3	SP3	TSP	Lap	Time	SE1	SP1	SE2	SP2	SE3	SP3	TSP
33	Fagg, GBR / Benyahia, MAR								theoretical besttime: 1:51.808								
1	2:35.023	1:11.320	106	47.098	140	36.605	163		7	1:53.662	40.365	161	39.665	187	33.632	165	177
2	2:01.503	43.742	158	42.226	163	35.535	162	151	8	1:55.228	39.841	161	40.403	176	34.984	167	180
3	1:55.416	41.807	161	39.907	181	33.702	167	169	9	1:52.586	39.963	163	39.068	183	33.555	167	181
4	1:53.667	40.597	161	39.603	181	33.467	169	169	10	1:56.174	42.754	159	39.876	178	33.544	167	182
5	2:52.365	40.264	161	1:03.579	66	1:08.522	54	179	11	1:52.972	41.005	160	39.033	188	32.934	167	178
6	5:07.761	3:51.804	155	40.351	168	35.606	166										

36	Suabo, DEU / Woller, DEU								theoretical besttime: 1:55.134								
1	2:27.134	1:00.109	126	47.318	142	39.707	147		7	1:56.619	41.671	159	41.023	173	33.925	165	172
2	2:03.768	45.612	153	43.317	163	34.839	165	149	8	1:56.753	41.285	160	40.739	156	34.729	165	175
3	2:00.101	43.167	156	42.769	169	34.165	168	163	9	1:56.654	41.237	159	41.280	173	34.137	166	175
4	1:57.128	41.788	159	41.249	181	34.091	165	163	10	1:57.119	40.791	160	41.717	159	34.611	167	173
5	2:51.902	41.963	159	1:00.440	64	1:09.499	50	162	11	1:56.755	42.406	161	40.418	174	33.931	167	171
6	4:55.618	3:39.373	153	42.116	173	34.129	165										

48	Trefz, DEU / Haber, AUS								theoretical besttime: 1:56.115								
1	4:02.067	2:35.367	147	50.612	87	36.088	161		3	1:57.017	40.545	158	41.925	182	34.547	163	180
2	1:56.729	40.950	155	41.023	175	34.756	163	186	4		4:05.124	79	1:02.335	84			175

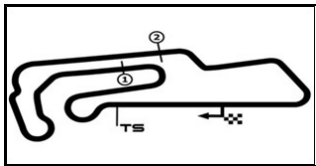
59	Martin-Dye, GBR / Krebs, DNK								theoretical besttime: 1:57.365								
1	2:30.370	1:02.817	124	48.542	132	39.011	158		6	7:39.995	6:22.477	154	42.221	177	35.297	164	
2	2:06.594	44.989	151	45.006	160	36.599	161	139	7	1:57.591	41.921	152	41.252	186	34.418	163	184
3	2:02.044	43.394	152	43.299	160	35.351	162	158	8	1:59.001	42.405	154	41.981	177	34.615	162	191
4	2:07.858	44.680	119	42.589	144	40.589	159	137	9	1:58.204	42.190	151	41.026	184	34.988	165	184
5	2:58.829	49.934	72	1:04.185	71	1:04.710	52	189									

66	Dziwok, POL / Davidovac, DEU								theoretical besttime: 1:54.686								
1	2:41.146	1:19.394	150	45.347	154	36.405	160		7	1:59.830	42.203	157	42.294	182	35.333	166	171
2	2:08.930	43.369	156	43.391	189	42.170	160	166	8	1:58.049	41.384	160	41.662	174	35.003	165	181
3	2:01.845	43.628	157	42.453	168	35.764	166	147	9	1:57.578	41.031	160	41.448	171	35.099	166	189
4	2:00.565	42.162	158	42.089	181	36.314	160	170	10	1:56.316	40.757	159	41.252	183	34.307	165	180
5	3:01.137	51.681	80	1:02.178	75	1:07.278	42	170	11	1:54.686	40.450	163	40.407	191	33.829	167	180
6	4:36.734	3:18.449	146	42.408	178	35.877	162										

69	Dörr, DEU / Trebing, USA								theoretical besttime: 1:51.584								
1	2:22.755	1:00.990	136	46.297	169	35.468	166		7	1:53.300	40.189	159	40.079	183	33.032	169	187
2	1:58.829	42.603	153	41.834	186	34.392	167	169	8	1:53.210	40.149	158	39.537	185	33.524	166	179
3	1:55.888	41.053	159	40.920	187	33.915	167	189	9	1:52.489	40.225	160	39.255	187	33.009	170	165
4	1:54.819	40.632	161	40.660	186	33.527	169	176	10	1:51.729	39.797	159	39.262	188	32.670	170	179
5	2:43.061	41.005	158	54.785	74	1:07.271	48	178	11	1:51.671	39.709	160	39.342	191	32.620	168	180
6	5:34.946	4:19.988	134	41.124	184	33.834	166										

77	Heinemann, DEU / Wankmüller, DEU								theoretical besttime: 1:52.862								
1	2:38.333	1:17.562	151	43.713	147	37.058	166		6	5:56.324	4:39.761	127	41.539	159	35.024	165	
2	2:00.002	42.596	148	42.267	160	35.139	167	177	7	1:55.620	41.023	158	40.205	177	34.392	166	180
3	1:59.970	42.855	154	41.824	169	35.291	169	151	8	1:53.706	39.970	158	39.873	185	33.863	168	191
4	1:55.571	40.862	159	40.493	175	34.216	167	184	9	1:52.977	40.085	159	39.364	192	33.528	168	200
5	2:51.618	42.038	91	1:03.815	71	1:05.765	50	194	10	1:54.170	40.233	159	40.365	191	33.572	167	203

94	von der Laden, DEU / Valente, CHE								theoretical besttime: 1:51.432								
1	3:43.773	2:22.806	150	44.001	152	36.966	162		6	1:54.226	40.929	160	39.721	187	33.576	167	170
2	1:57.738	42.761	157	41.198	187	33.779	165	159	7	1:54.098	39.878	160	40.058	175	34.162	166	192
3	1:55.215	41.917	155	40.061	187	33.237	165	176	8	1:52.312	40.254	161	39.066	191	32.992	168	173
4	2:20.337	41.162	160	39.622	187	59.553	57	176	9	1:51.958	39.901	161	39.168	189	32.889	169	183
5	6:30.023	5:13.460	148	40.764	169	35.799	164		10	1:51.450	39.537	162	39.006	192	32.907	169	194



ADAC GT4 Germany

Sector List Qualifying 2

Provisional



Motorsportarena Oschersleben, Length: 3667m

Air temperature: 7.63°C

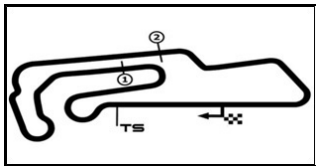
Track temperature: 8.26°C

Weather condition: Wet

DMSB Reg. Nr.: 114/19

Sunday, April 28, 2019 8:00:00

Lap	Time	SE1	SP1	SE2	SP2	SE3	SP3	TSP	Lap	Time	SE1	SP1	SE2	SP2	SE3	SP3	TSP	
99	Owega, DEU / Owega, DEU										theoretical besttime: 1:54.102							
1	2:52.067	1:23.743	130	48.481	122	39.843	141		6	5:29.174	4:04.956	126	45.121	144	39.097	145		
2	2:05.887	46.841	130	43.583	153	35.463	167	138	7	1:57.930	42.654	159	41.432	190	33.844	167	161	
3	1:57.254	41.144	161	41.476	192	34.634	167	199	8	1:55.497	40.723	161	41.160	189	33.614	168	193	
4	1:58.172	41.558	160	40.777	183	35.837	145	184	9	1:54.663	40.544	162	40.508	194	33.611	168	196	
5	3:02.073	52.245	95	1:01.433	73	1:08.395	43	150	10	1:54.178	40.193	163	40.584	188	33.401	169	197	



ADAC GT4 Germany

Top speed list Qualifying 2

Provisional



Motorsportarena Oschersleben, Length: 3667m

Air temperature: 7.63°C

Track temperature: 8.26°C

Weather condition: Wet

DMSB Reg. Nr.: 114/19

Sunday, April 28, 2019 8:00:00

#	Name (NAT)	Team	Car name	Speed	Lap	Race time
5	Patricija Stalidzane (DEU)	Racing One (DEU)	Audi R8 LMS GT4	205.71	4	6:43.041
15	Thomas Tekaas (DEU)	MRS Besagroup Racing	BMW M4 GT4	204.54	7	12:12.593
77	Luke Wankmüller (DEU)	HP Racing International (DEU)	Mercedes-AMG GT4	203.77	10	18:13.116
23	Reinhard Kofler (AUT)	True Racing	KTM X-Bow GT4	202.24	10	19:45.765
3	Michael Fischer (AUT)	Hofer Racing by Bonk Motorsport	BMW M4 GT4	200.74	11	18:40.894
11	Jan Philipp Springob (DEU)	Bremotion	Mercedes-AMG GT4	200.37	10	17:44.284
24	Eike Angermayr (AUT)	Felbermayr Reiter (DEU)	KTM X-Bow GT4	200.37	9	17:49.215
99	Jusuf Owega (DEU)	GetSpeed Performance	Mercedes-AMG GT4	199.63	3	5:03.644
7	Gabriele Piana (ITA)	RN Vision STS (DEU)	BMW M4 GT4	199.63	9	15:05.932
2	Thomas Jäger (AUT)	Hofer Racing by Bonk Motorsport	BMW M4 GT4	199.63	11	18:50.535
22	Lars Kern (DEU)	Team Allied-Racing	Porsche Cayman GT4	198.89	7	11:52.791
17	Hendrik Still (DEU)	KÜS TEAM75 Bernhard (DEU)	Porsche Cayman GT4	197.80	8	14:45.997
14	Georg Braun (DEU)	MRS Besagroup Racing	BMW M4 GT4	197.08	9	17:56.902
21	Constantin Schöll (AUT)	Team Allied-Racing	Porsche Cayman GT4	195.65	9	15:19.886
19	Joonas Lappalainen (FIN)	PROpeak Performance	Aston Martin Vantage AMR GT4	194.59	4	6:02.835
94	Alain Valente (CHE)	Team GT	McLaren 570s GT4	194.24	10	19:08.731
59	Thomas Krebs (DNK)	Dörr Motorsport	McLaren 570s GT4	191.82	8	16:32.470
6	Jules Szymkowiak (NLD)	Racing One (DEU)	Audi R8 LMS GT4	189.80	7	11:26.589
69	Dennis Trebing (USA)	Dörr Motorsport	McLaren 570s GT4	189.47	3	4:27.367
66	Daniel Davidovac (DEU)	HP Racing International (DEU)	Porsche Cayman GT4	189.47	9	15:37.339
48	Morgan Haber (AUS)	Leipert Motorsport	Mercedes-AMG GT4	186.20	2	4:07.961
33	Michael Benyahia (MAR)	Team GT	McLaren 570s GT4	182.12	10	17:16.345
36	Alexander Woller (DEU)	Schütz Motorsport (DEU)	Mercedes-AMG GT4	175.60	8	13:21.440