



ADAC Formel 4

Result List Race 1

Provisional



Motorsportarena Oschersleben, Length: 3667m

Air temperature: 17°C

Track temperature: 20.26°C

Weather condition: Wet

DMSB Reg. Nr.: 114/19

Saturday, April 27, 2019 14:35:00

started : 18 classified : 17 not classified : 1

Nr.	Drivers	Team	Laps	Total Time	Gap	Kph	Lap	Time	Kph
Cl.	Car	Competitor							
1	5 G.Petecof(BRA) ADAC Formel 4	(T) Prema Powerteam SRL(ITA) Prema Powerteam SRL	21	30:00.284		154.4	8	1:24.708	155.8
2	7 R.Stanek(CZE) R ADAC Formel 4	US Racing - CHR(DEU) US Racing - CHR	21	30:14.416	14.132	153.3	5	1:25.228	154.8
3	62 D.Hauger(NOR) ADAC Formel 4	(T) Van Amersfoort Racing(NLD) Van Amersfoort Racing	21	30:18.907	18.623	153.1	4	1:25.270	154.8
4	4 N.Krütten(DEU) ADAC Formel 4	(T) Van Amersfoort Racing(NLD) Van Amersfoort Racing	21	30:24.382	24.098	152.3	5	1:25.243	154.8
5	21 T.Pourchaire(FRA) ADAC Formel 4	(T) US Racing - CHR(DEU) US Racing - CHR	21	30:24.963	24.679	152.4	6	1:25.284	154.7
6	3 P.Aron(EST) R ADAC Formel 4	(T) Prema Powerteam SRL(ITA) Prema Powerteam SRL	21	30:25.555	25.271	152.5	6	1:25.505	154.3
7	11 A.Famularo(VEN) ADAC Formel 4	Prema Powerteam SRL(ITA) Prema Powerteam SRL	21	30:25.848	25.564	152.6	8	1:25.468	154.4
8	6 I.Cohen(ISR) ADAC Formel 4	Van Amersfoort Racing(NLD) Van Amersfoort Racing	21	30:26.502	26.218	152.3	7	1:25.114	155.1
9	26 J.Dürksen(PAR) R ADAC Formel 4	(T) ADAC Berlin-Brandenburg e.V.(DEU) ADAC Berlin-Brandenburg e.V.	21	30:26.691	26.407	152.6	13	1:25.545	154.3
10	28 A.Ghiretti(FRA) ADAC Formel 4	US Racing - CHR(DEU) US Racing - CHR	21	30:28.056	27.772	152.2	5	1:25.328	154.7
11	8 L.Alleco Roy(MCO) ADAC Formel 4	Van Amersfoort Racing(NLD) Van Amersfoort Racing	21	30:28.524	28.240	152.4	8	1:25.409	154.5
12	17 A.Leclerc(MCO) ADAC Formel 4	(T) US Racing - CHR(DEU) US Racing - CHR	21	30:30.875	30.591	152.2	7	1:25.381	154.6
13	14 G.Saucy(SUI) ADAC Formel 4	R-ACE GP Fontenay le Comte	21	30:33.064	32.780	152.0	8	1:25.412	154.5
14	47 N.Gruber(AUT) ADAC Formel 4	(T) ADAC Berlin-Brandenburg e.V.(DEU) ADAC Berlin-Brandenburg e.V.	21	30:34.284	34.000	152.0	8	1:25.810	153.8
15	16 S.Estner(DEU) ADAC Formel 4	Van Amersfoort Racing(NLD) Van Amersfoort Racing	21	30:34.513	34.229	152.0	8	1:25.904	153.6
16	2 N.Göhler(DEU) R ADAC Formel 4	ADAC Berlin-Brandenburg e.V.(DEU) ADAC Berlin-Brandenburg e.V.	21	30:45.579	45.295	151.0	9	1:25.975	153.5
17	15 L.Toth(HUN) ADAC Formel 4	R-ACE GP Fontenay le Comte	21	30:47.348	47.064	150.9	5	1:27.000	151.7
Not classified									
	10 O.Rasmussen(DNK) ADAC Formel 4	Prema Powerteam SRL(ITA) Prema Powerteam SRL	9	13:23.114	12LAPS	149.1	7	1:25.276	154.8

Fastest lap of the race. Car 5 driver Gianluca Petecof on lap 8. Time 1:24.708, average speed 155.8 km/h.

T =nominated for Team Classification

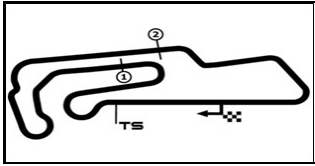
Subject to final scrutineering!		
Publication time:	Clerk of the Course: Ralph Bohnhorst	Timekeeper: Steffen Ruhl

ver: 1.0

www.adac.de/motorsport

Page 1/ 1 printed: 27.4.2019 15:05





ADAC Formel 4

Lap Chart Race 1

Provisional



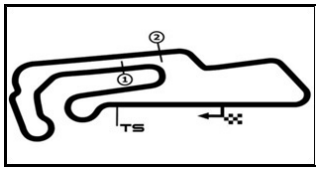
Motorsportarena Oschersleben, Length: 3667 m

Saturday, April 27, 2019 14:35:00

LapCha	1	2	3	4	5	6	7	8	9	10	11	12	13	14	15	16	17	18	19	20	21	22	23	24	25	26	27	28	29	30	31	32	33	34	35	36	37	38	39	40	41	42	43	44	45							
LAP 1	5	4	7	21	6	28	3	10	62	11	8	14	17	47	26	2	16	15																																		
LAP 2	5	4	7	21	6	28	3	10	62	11	8	17	14	47	26	16	2	15																																		
LAP 3	5	4	7	21	6	28	3	10	62	11	8	17	14	47	26	16	2	15																																		
LAP 4	5	4	7	21	6	28	3	62	10	11	8	17	14	47	26	16	2	15																																		
LAP 5	5	4	7	21	6	28	3	62	10	11	8	17	14	47	26	16	2	15																																		
LAP 6	5	4	7	21	6	28	3	62	10	11	8	17	14	47	26	16	2	15																																		
LAP 7	5	4	7	21	6	28	3	62	10	11	8	17	14	47	26	16	2	15																																		
LAP 8	5	4	7	21	6	28	3	62	10	11	8	17	14	47	26	16	2	15																																		
LAP 9	5	4	7	21	6	28	62	3	11	17	14	8	47	26	16	2	15	.10																																		
LAP 10	5	4	7	21	6	28	62	3	11	17	14	8	26	47	16	2	15																																			
LAP 11	5	4	7	21	6	62	28	3	11	17	14	8	26	47	16	2	15																																			
LAP 12	5	4	7	21	6	62	28	3	11	17	14	8	26	47	16	2	15																																			
LAP 13	5	7	4	21	6	62	28	3	11	17	14	8	26	47	16	2	15																																			
LAP 14	5	7	4	21	6	62	28	3	11	17	14	26	47	16	8	2	15																																			
LAP 15	5	7	4	21	62	6	3	11	28	17	26	14	47	16	8	2	15																																			
LAP 16	5	7	4	21	62	6	3	11	28	17	26	14	47	16	8	2	15																																			
LAP 17	5	7	4	62	21	3	6	11	28	17	26	14	47	8	16	2	15																																			
LAP 18	5	7	62	4	21	3	6	11	28	17	26	14	8	47	16	2	15																																			
LAP 19	5	7	62	4	21	3	6	11	28	26	17	8	14	47	16	2	15																																			
LAP 20	5	7	62	4	21	3	6	11	26	28	17	8	14	47	16	2	15																																			
LAP 21	5	7	62	4	21	3	11	6	26	28	8	17	14	47	16	2	15																																			

.- PITSTOP ' -LAPBEHIND





ADAC Formel 4

Sector List Race 1

Provisional



Motorsportarena Oschersleben, Length: 3667m

Air temperature: 17°C

Track temperature: 20.26°C

Weather condition: Wet

DMSB Reg. Nr.: 114/19

Saturday, April 27, 2019 14:35:00

Lap	Time	SE1	SP1	SE2	SP2	SE3	SP3	TSP	Lap	Time	SE1	SP1	SE2	SP2	SE3	SP3	TSP
7	1:26.118	31.514	177	29.721	204	24.883	179	214	18	1:28.229	32.457	175	30.490	203	25.282	182	218
8	1:25.791	31.527	177	29.492	205	24.772	180	214	19	1:26.546	31.988	175	29.893	201	24.665	180	212
9	1:26.264	31.606	175	29.628	204	25.030	182	211	20	1:26.766	31.705	177	30.003	201	25.058	180	213
10	1:26.969	31.941	175	30.310	205	24.718	179	216	21	1:27.250	31.912	179	30.413	202	24.925	182	212
11	1:26.024	31.694	175	29.834	200	24.496	179	210									

28 Ghiretti, FRA

theoretical besttime: 1:25.261

1	1:34.178	38.332	176	30.725	200	25.121	179	180	12	1:26.580	31.895	176	29.978	198	24.707	178	211
2	1:26.289	31.878	177	29.630	202	24.781	180	211	13	1:26.704	31.853	175	29.996	199	24.855	177	210
3	1:25.952	31.592	176	29.726	201	24.634	179	212	14	1:27.146	31.998	175	30.111	199	25.037	176	209
4	1:25.697	31.483	176	29.719	199	24.495	179	210	15	1:28.213	32.650	177	30.618	196	24.945	177	209
5	1:25.328	31.475	176	29.490	201	24.363	178	210	16	1:27.175	31.952	175	30.195	199	25.028	178	210
6	1:25.439	31.475	175	29.618	200	24.346	179	210	17	1:27.285	32.006	175	30.215	200	25.064	179	210
7	1:25.448	31.425	175	29.616	200	24.407	178	210	18	1:27.180	31.982	176	30.188	201	25.010	178	210
8	1:25.806	31.601	175	29.611	200	24.594	177	210	19	1:27.503	32.031	177	30.462	201	25.010	180	210
9	1:25.939	31.650	175	29.750	199	24.539	177	209	20	1:28.009	32.009	176	30.398	196	25.602	178	211
10	1:26.310	31.774	175	29.772	197	24.764	177	209	21	1:28.077	32.215	176	30.543	198	25.319	178	212
11	1:27.798	32.329	175	29.937	198	25.532	177	209									

47 Gruber, AUT

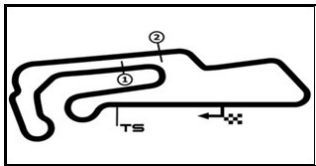
theoretical besttime: 1:25.810

1	1:37.327	40.057	168	31.458	200	25.812	179	187	12	1:26.254	31.627	175	29.890	200	24.737	179	212
2	1:28.007	32.808	173	30.256	200	24.943	179	212	13	1:26.340	31.716	175	29.928	199	24.696	180	210
3	1:26.574	31.799	172	29.960	200	24.815	178	211	14	1:26.618	31.924	172	29.963	199	24.731	179	211
4	1:26.382	31.808	175	29.893	199	24.681	179	210	15	1:26.554	31.732	175	29.967	201	24.855	178	210
5	1:26.354	31.704	174	29.839	200	24.811	178	210	16	1:27.222	31.984	174	30.237	197	25.001	179	210
6	1:26.150	31.720	173	29.786	200	24.644	179	210	17	1:27.188	31.967	174	30.199	199	25.022	177	210
7	1:26.115	31.621	174	29.772	200	24.722	179	211	18	1:27.867	32.545	174	30.299	199	25.023	178	208
8	1:25.810	31.544	174	29.682	201	24.584	179	210	19	1:27.455	32.015	173	30.427	198	25.013	178	210
9	1:26.461	31.581	174	29.732	199	25.148	179	210	20	1:27.620	32.055	175	30.311	200	25.254	177	210
10	1:27.817	32.070	173	30.216	200	25.531	177	213	21	1:27.929	32.116	175	30.526	198	25.287	177	210
11	1:26.240	31.684	175	29.883	201	24.673	179	210									

62 Hauger, NOR

theoretical besttime: 1:24.890

1	1:35.091	38.875	174	30.933	204	25.283	182	188	12	1:25.535	31.559	177	29.476	202	24.500	180	210
2	1:26.607	31.878	178	30.108	202	24.621	181	216	13	1:25.897	31.494	177	29.626	202	24.777	180	212
3	1:25.933	31.437	178	29.822	206	24.674	182	215	14	1:26.975	31.787	177	29.944	201	25.244	182	214
4	1:25.270	31.475	176	29.157	206	24.638	182	216	15	1:26.485	31.896	177	29.745	204	24.844	181	215
5	1:25.658	31.374	178	29.494	205	24.790	181	216	16	1:27.523	32.096	177	29.959	205	25.468	180	215
6	1:25.590	31.382	177	29.399	202	24.809	181	214	17	1:27.716	31.915	178	30.330	202	25.471	180	215
7	1:25.459	31.392	177	29.507	204	24.560	182	215	18	1:26.574	31.874	177	29.948	203	24.752	180	213
8	1:25.679	31.484	177	29.521	205	24.674	182	215	19	1:26.080	31.780	176	29.676	201	24.624	180	212
9	1:25.353	31.670	175	29.324	203	24.359	181	214	20	1:26.136	31.712	176	29.805	201	24.619	180	211
10	1:25.982	31.450	177	29.625	196	24.907	181	213	21	1:26.231	31.789	175	29.847	201	24.595	180	212
11	1:27.133	32.331	177	29.718	204	25.084	177	215									



ADAC Formel 4

Top speed list Race 1

Provisional



Motorsportarena Oschersleben, Length: 3667m

Air temperature: 17°C

Track temperature: 20.26°C

Weather condition: Wet

DMSB Reg. Nr.: 114/19

Saturday, April 27, 2019 14:35:00

#	Name (NAT)	Team	Car name	Speed	Lap	Race time
26	Joshua Dürksen (PAR)	ADAC Berlin-Brandenburg e.V. (DEU)	ADAC Formel 4	218.18	18	24:43.278
11	Alessandro Famularo (VEN)	Prema Powerteam SRL (ITA)	ADAC Formel 4	217.30	14	18:53.374
62	Dennis Hauger (NOR)	Van Amersfoort Racing (NLD)	ADAC Formel 4	216.86	2	1:40.494
2	Nico Göhler (DEU)	ADAC Berlin-Brandenburg e.V. (DEU)	ADAC Formel 4	215.13	2	1:43.201
8	Lucas Alleco Roy (MCO)	Van Amersfoort Racing (NLD)	ADAC Formel 4	215.13	6	7:25.865
6	Ido Cohen (ISR)	Van Amersfoort Racing (NLD)	ADAC Formel 4	214.28	13	17:22.354
3	Paul Aron (EST)	Prema Powerteam SRL (ITA)	ADAC Formel 4	214.28	15	20:20.204
17	Arthur Leclerc (MCO)	US Racing - CHRS (DEU)	ADAC Formel 4	213.43	8	10:17.626
21	Theo Pourchaire (FRA)	US Racing - CHRS (DEU)	ADAC Formel 4	213.43	13	17:22.069
10	Oliver Rasmussen (DNK)	Prema Powerteam SRL (ITA)	ADAC Formel 4	213.01	2	1:40.360
47	Nico Gruber (AUT)	ADAC Berlin-Brandenburg e.V. (DEU)	ADAC Formel 4	213.01	10	13:14.646
7	Roman Stanek (CZE)	US Racing - CHRS (DEU)	ADAC Formel 4	213.01	11	14:28.258
28	Alessandro Ghiretti (FRA)	US Racing - CHRS (DEU)	ADAC Formel 4	212.59	3	3:05.949
16	Sebastian Estner (DEU)	Van Amersfoort Racing (NLD)	ADAC Formel 4	212.59	10	13:15.013
5	Gianluca Petecof (BRA)	Prema Powerteam SRL (ITA)	ADAC Formel 4	211.76	5	5:51.938
15	Laszlo Toth (HUN)	R-ACE GP	ADAC Formel 4	211.35	2	1:44.132
4	Niklas Krütten (DEU)	Van Amersfoort Racing (NLD)	ADAC Formel 4	210.52	2	1:37.382
14	Gregoire Saucy (SUI)	R-ACE GP	ADAC Formel 4	210.52	3	3:09.936