



ADAC GT4 Germany

Result List Race 1

Provisional



Motorsportarena Oschersleben, Length: 3667m

Air temperature: 18.32°C

Track temperature: 21.69°C

Weather condition: Dry

DMSB Reg. Nr.: 114/19

Saturday, April 27, 2019 11:05:00

started : 24 classified : 21 not classified : 3

	Drivers	Team	Car	Laps	Total Time	Gap	Kph	Lap	Time	Kph
1	7 M.Zug (DEU)/G.Piana(ITA)	RN Vision STS(DEU)	BMW M4 GT4	36	1:02:25.766		126.6	2	1:32.884	142.1
2	99 H.Owega (DEU)/J.Owega(DEU)	GetSpeed Performance	Mercedes-AMG GT4	36	1:02:26.765	0.999	126.7	4	1:33.082	141.8
3	22 J.Kasperlik(DEU)(T)/ L.Kern (DEU)	Team Allied-Racing	Porsche Cayman GT4	36	1:02:26.994	1.228	126.8	20	1:33.302	141.4
4	77 T.Heinemann (DEU)/L.Wankmüller(DEU)	HP Racing International(DEU)	Mercedes-AMG GT4	36	1:02:28.493	2.727	126.7	4	1:32.825	142.2
5	24 M.Siljehaug (NOR)/E.Angermayr(AUT)	Felbermayr Reiter(DEU)	KTM X-Bow GT4	36	1:02:29.330	3.564	126.8	17	1:31.975	143.5
6	94 F.von der Laden(DEU)/ A.Valente (CHE)	Team GT	McLaren 570s GT4	36	1:02:29.830	4.064	126.8	20	1:34.096	140.2
7	17 H.Hadergasser(DEU)(T)/ H.Still (DEU)	KÜS TEAM75 Bernhard(DEU)	Porsche Cayman GT4	36	1:02:30.492	4.726	126.9	18	1:32.358	142.9
8	48 L.Trefz (DEU)/M.Haber(AUS)	Leipert Motorsport	Mercedes-AMG GT4	36	1:02:30.672	4.906	126.7	3	1:33.562	141.0
9	23 L.Kraihamer(AUT)/ R.Kofler (AUT)	True Racing	KTM X-Bow GT4	36	1:02:31.004	5.238	126.6	17	1:32.041	143.4
10	3 C.Hürtgen (DEU)/M.Fischer(AUT)	Hofor Racing by Bonk Motorsport	BMW M4 GT4	36	1:02:31.297	5.531	126.5	3	1:33.108	141.7
11	69 P.Dörr (DEU)/D.Trebing(USA)	Dörr Motorsport	McLaren 570s GT4	36	1:02:31.739	5.973	126.6	3	1:33.860	140.6
12	11 O.Mayer (DEU)(T)/J.Springob(DEU)	Bremotion	Mercedes-AMG GT4	36	1:02:32.078	6.312	126.6	3	1:33.842	140.6
13	14 S.Grotstollen(DEU)(T)/ G.Braun (DEU)(T)	MRS Besagroup Racing	BMW M4 GT4	36	1:02:32.488	6.722	126.6	20	1:34.216	140.1
14	5 N.Rindlisbacher (CHE)/P.Stalidzane(DEU)	Racing One(DEU)	Audi R8 LMS GT4	36	1:02:33.414	7.648	126.7	18	1:33.532	141.1
15	59 F.Martin-Dye (GBR)/T.Krebs(DNK)	Dörr Motorsport	McLaren 570s GT4	36	1:02:35.212	9.446	126.5	3	1:33.617	141.0
16	21 G.van Parijs (BEL)/C.Schöll(AUT)	Team Allied-Racing	Porsche Cayman GT4	36	1:02:36.375	10.609	126.4	10	1:33.725	140.8
17	36 M.Suabo (DEU)(T)/A.Woller(DEU)	Schütz Motorsport(DEU)	Mercedes-AMG GT4	36	1:02:36.567	10.801	126.7	18	1:34.014	140.4
18	66 F.Dziwok (POL)(T)/D.Davidovac(DEU)(T)	HP Racing International(DEU)	Porsche Cayman GT4	36	1:02:38.361	12.595	126.5	15	1:35.561	138.1
19	2 M.Schrey (DEU)/T.Jäger(AUT)	Hofor Racing by Bonk Motorsport	BMW M4 GT4	36	1:02:58.115	32.349	126.6	4	1:33.120	141.7
20	6 M.Lungstrass(DEU)/ M.Beckhusen (DEU)	Racing One(DEU)	Audi R8 LMS GT4	35	1:02:37.021	1 LAP	122.8	23	1:33.481	141.2
21	15 F.Kovac(CRO)(T)/ T.Tekaatt (DEU)	MRS Besagroup Racing	BMW M4 GT4	31	53:43.610	5 LAPS	127.2	17	1:33.007	141.9
Not classified										
33	C.Fagg (GBR)/M.Benyahia(MAR)	Team GT	McLaren 570s GT4	17	29:53.121	19 LAPS	125.1	4	1:33.949	140.5
19	J.Viebahn (DEU)(T)/J.Lappalainen(FIN)	PROpeak Performance	Aston Martin Vantage AMR	10	17:36.169	26 LAPS	124.5	4	1:33.641	140.9
18	F.Thoma (CHE)/J.Lesoudier(FRA)	PROpeak Performance	Aston Martin Vantage AMR	4	6:20.096	32 LAPS	141.5	3	1:33.113	141.7

Fastest lap of the race. Car 24 driver Mads Siljehaug on lap 17. Time 1:31.975, average speed 143.5 km/h.

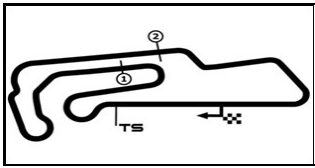
Following race director decision drive through penalty in exchange a time penalty of 30 seconds for car no. 2

Subject to final scrutineering!		
Publication time:	Clerk of the Course: Ralph Bohnhorst	Timekeeper: Steffen Ruhl

ver: 1.0

www.adac.de/motorsport

Page 1/ 1 printed: 27.4.2019 12:16



ADAC GT4 Germany

Lap Chart Race 1

Provisional

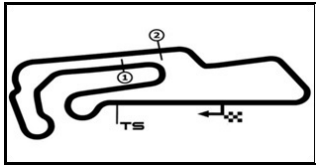


Motorsportarena Oschersleben, Length: 3667 m

Saturday, April 27, 2019 11:05:00

Lap	1	2	3	4	5	6	7	8	9	10	11	12	13	14	15	16	17	18	19	20	21	22	23	24	25	26	27	28	29	30	31	32	33	34	35	36	37	38	39	40	41	42	43	44	45	
LAP 36	7	99	22	2	77	24	94	17	48	23	3	69	11	14	5	59	21	36	66																											

.. - PIT STOP ' - LAPBEHIND



ADAC GT4 Germany

Sector List Race 1



Provisional

Motorsportarena Oschersleben, Length: 3667m

Air temperature: 18.32°C

Track temperature: 21.69°C

Weather condition: Dry

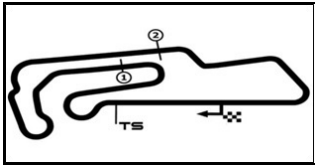
DMSB Reg. Nr.: 114/19

Saturday, April 27, 2019 11:05:00

Lap	Time	SE1	SP1	SE2	SP2	SE3	SP3	TSP	Lap	Time	SE1	SP1	SE2	SP2	SE3	SP3	TSP
14 Grotstollen, DEU / Braun, DEU									theoretical besttime: 1:34.073								
1	1:45.488	43.801		33.828	202	27.859	176	181	19	1:34.588	34.177	171	33.036	203	27.375	176	216
2	1:35.836	34.817		33.202	202	27.817	178	204	20	1:34.216	33.847	172	33.033	203	27.336	177	217
3	1:36.395	34.594	166	34.385	201	27.416	174	194	21	1:36.466	34.646	166	33.008	203	28.812	179	219
4	1:35.918	34.596	171	33.080	201	28.242	177	216	22	1:34.774	34.548	170	32.959	202	27.267	177	219
5	1:40.999	34.037	171	33.321	189	33.641	117	218	23	1:34.260	33.918	172	33.050	203	27.292	178	219
6	2:02.235	40.137	112	48.536	126	33.562	109	130	24	1:35.003	34.251	172	33.359	202	27.393	178	220
7	2:13.541	45.699	135	54.080	116	33.762	113	117	25	1:34.867	34.259	173	33.133	203	27.475	177	219
8	2:02.296	43.524	167	44.349	130	34.423	175	108	26	1:35.003	34.247	172	33.234	203	27.522	178	219
9	1:35.937	34.407	170	33.331	201	28.199	173	217	27	1:35.884	34.323	173	33.455	203	28.106	178	220
10	1:35.576	34.135	173	33.805	197	27.636	175	216	28	1:36.060	34.802	173	33.464	203	27.794	178	219
11	1:36.130	34.060	170	32.999	200	29.071	167	216	29	1:35.894	35.020	169	33.441	201	27.433	179	219
12	2:02.123	37.211	155	49.954	140	34.958	115	193	30	1:35.218	34.320	172	33.235	202	27.663	178	219
13	1:59.117	39.101	155	45.650	123	34.366	175	189	31	1:35.707	34.347	172	33.414	203	27.946	175	219
14	1:37.196	35.489	166	34.180	200	27.527	176	208	32	1:37.979	34.733	168	33.918	203	29.328	177	219
15	1:35.446	34.427	171	33.377	201	27.642	174	205	33	1:38.580	35.158	172	33.984	163	29.438	177	218
16	1:35.218	34.547	170	33.021	201	27.650	174	216	34	1:39.571	35.124	171	34.667	201	29.780	105	214
17	1:52.060	34.227	172	33.163	200	44.670	58	216	35	2:05.406	45.938	95	45.612	88	33.856	175	127
18	3:14.488	2:13.571	167	33.287	201	27.630	175		36	1:37.013	34.908	172	33.804	204	28.301	179	217

15 Kovac, CRO / Tekaat, DEU									theoretical besttime: 1:32.949								
1	1:50.607	45.840		36.019	200	28.748	172	180	17	1:33.007	33.651	173	32.385	203	26.971	177	219
2	1:38.455	35.171		34.411	200	28.873	173	215	18	1:33.918	33.694	173	33.068	205	27.156	177	221
3	1:37.859	34.946	166	34.496	199	28.417	175	215	19	1:33.851	34.123	174	32.685	204	27.043	177	219
4	1:36.959	34.740	165	34.124	200	28.095	175	216	20	1:33.283	33.596	173	32.568	203	27.119	177	218
5	1:41.804	34.568	168	36.692	168	30.544	162	216	21	1:33.160	33.700	172	32.420	203	27.040	179	218
6	1:55.430	37.219	159	43.927	136	34.284	106	192	22	1:33.083	33.637	173	32.478	203	26.968	177	221
7	2:13.074	45.013	123	54.649	146	33.412	109	101	23	1:33.569	33.656	171	32.872	204	27.041	176	219
8	2:00.672	45.286	158	41.397	140	33.989	175	105	24	1:34.516	33.918	172	33.094	204	27.504	177	219
9	1:37.897	34.757	169	34.641	198	28.499	174	216	25	1:34.252	34.228	173	32.829	203	27.195	176	220
10	1:37.351	34.598	168	34.446	200	28.307	175	217	26	1:33.719	33.944	171	32.632	205	27.143	177	219
11	1:39.050	34.758	168	34.763	197	29.529	173	217	27	1:36.425	34.351	164	33.944	204	28.130	176	219
12	1:57.145	37.516	166	44.627	138	35.002	97	175	28	1:33.872	33.848	172	32.767	203	27.257	177	219
13	1:57.928	39.103	167	45.253	110	33.572	174	144	29	1:35.249	34.585	171	33.226	204	27.438	178	220
14	1:57.811	35.275	167	35.277	196	47.259	58	214	30	1:33.677	33.746	173	32.652	203	27.279	177	221
15	3:18.652	2:17.586	169	32.968	199	28.098	176		31	1:33.713	33.669	172	32.589	206	27.455	178	220
16	1:33.622	33.703	171	32.494	203	27.425	176	216	32		34.705	169	33.228	204			221

17 Hadergasser, DEU / Still, DEU									theoretical besttime: 1:32.340								
1	1:51.658	47.186		35.601	196	28.871	167	173	19	1:32.616	33.485	169	32.216	204	26.915	175	216
2	1:37.948	34.977		34.307	196	28.664	170	210	20	1:33.890	34.157	168	32.488	202	27.245	174	215
3	1:38.050	34.881	164	34.738	196	28.431	171	210	21	1:35.367	34.081	166	32.465	203	28.821	173	216
4	1:37.333	34.871	162	34.181	197	28.281	171	212	22	1:33.101	33.698	169	32.466	202	26.937	175	215
5	1:41.199	34.868	165	35.665	167	30.666	164	211	23	1:33.873	34.215	168	32.629	202	27.029	174	216
6	1:55.554	37.552	161	44.074	138	33.928	100	189	24	1:33.295	33.823	169	32.556	203	26.916	175	216
7	2:13.164	45.032	121	55.348	154	32.784	104	102	25	1:34.375	33.757	168	32.885	201	27.733	174	216
8	2:01.386	45.273	159	41.901	137	34.212	170	112	26	1:34.827	34.209	168	32.945	200	27.673	174	216
9	1:38.309	35.320	167	34.425	198	28.564	173	211	27	1:36.781	34.974	169	33.957	200	27.850	173	216
10	1:37.746	35.016	162	34.415	198	28.315	171	214	28	1:33.627	33.775	168	32.732	202	27.120	174	214
11	1:39.316	35.030	167	34.533	187	29.753	170	208	29	1:35.920	35.153	166	32.840	201	27.927	171	215
12	1:55.518	36.271	166	44.118	139	35.129	91	207	30	1:34.292	34.306	169	32.884	202	27.102	175	214
13	1:58.204	39.754	148	44.519	107	33.931	167	154	31	1:33.925	33.752	168	32.802	201	27.371	175	216
14	1:40.557	35.116	166	34.659	188	30.782	166	210	32	1:35.097	34.039	166	33.275	203	27.783	174	217
15	1:58.854	36.107	165	35.201	194	47.546	55	192	33	1:36.355	33.873	167	33.048	186	29.434	153	216
16	3:08.458	2:09.052	167	32.611	202	26.795	175		34	1:49.135	36.598	166	35.307	143	37.230	122	186
17	1:32.967	33.474	166	32.509	200	26.984	174	216	35	2:07.646	45.194	119	47.098	108	35.354	174	142
18	1:32.358	33.344	169	32.234	202	26.780	175	215	36	1:37.791	35.315	167	33.696	201	28.780	173	213



ADAC GT4 Germany

Sector List Race 1



Provisional

Motorsportarena Oschersleben, Length: 3667m

Air temperature: 18.32°C

Track temperature: 21.69°C

Weather condition: Dry

DMSB Reg. Nr.: 114/19

Saturday, April 27, 2019 11:05:00

Lap	Time	SE1	SP1	SE2	SP2	SE3	SP3	TSP	Lap	Time	SE1	SP1	SE2	SP2	SE3	SP3	TSP
18 Thoma, CHE / Lesoudier, FRA									theoretical besttime: 1:32.870								
1	1:40.265	40.024		33.081	199	27.160	173	195	4	1:33.438	33.780	168	32.227	200	27.431	173	211
2	1:33.280	33.883		32.417	199	26.980	173	210	5		34.166	165					209
3	1:33.113	33.929	169	32.321	198	26.863	174	210									

19 Viebahn, DEU / Lappalainen, FIN									theoretical besttime: 1:33.269								
1	1:41.914	41.090		33.634	197	27.190	173	194	7	2:12.843	44.746	109	51.797	145	36.300	110	146
2	1:35.939	34.389		33.607	193	27.943	172	211	8	2:04.504	42.050	116	47.152	81	35.302	172	162
3	1:34.617	33.985	167	32.804	195	27.828	173	209	9	1:34.335	34.014	168	33.187	197	27.134	173	211
4	1:33.641	33.906	167	32.936	196	26.799	173	212	10	1:33.862	33.709	168	32.874	199	27.279	173	212
5	1:39.753	33.772	167	32.922	197	33.059	120	211	11		33.666	169					211
6	2:04.761	42.423	117	47.778	129	34.560	116	141									

21 van Parijs, BEL / Schöll, AUT									theoretical besttime: 1:33.562								
1	1:41.297	40.732		33.180	200	27.385	172	203	19	1:51.286	34.150	168	33.149		43.987	58	216
2	1:33.792	33.990		32.724	201	27.078	173	213	20	3:13.023	2:11.376	166	33.807	201	27.840	173	
3	1:35.191	33.883	168	33.090	194	28.218	173	215	21	1:36.216	34.862	166	33.444	200	27.910	173	214
4	1:33.994	34.139	167	32.667	201	27.188	173	216	22	1:35.667	34.536	165				173	215
5	1:39.752	33.854	165	33.047	201	32.851	124	214	23	1:36.441				200	28.552	173	216
6	2:05.075	42.834	130	46.778	147	35.463	127	148	24	1:36.238	34.654	169	33.559	199	28.025		214
7	2:11.418	44.572	105	51.350	130	35.496		159	25	1:35.855	34.579	168	33.247	199	28.029	171	214
8	2:06.205	43.075	109	47.962	99	35.168	174	144	26	1:35.054				200	27.313	173	213
9	1:35.117	34.145	166	33.697	199	27.275	174	216	27	1:39.416	36.138	167	34.242	200	29.036		213
10	1:33.725	33.843	170	32.768	203	27.114	174	216	28	1:36.864	35.026	166	33.905	196	27.933	172	213
11	1:34.462	33.817	168	32.934	201	27.711		216	29	1:35.879	34.586	167	33.519	200	27.774	172	215
12	2:04.360	41.153	124				154	141	30	1:35.785	34.484	164	33.461	199	27.840	172	214
13	2:02.275	41.214	105			175	178		31	1:36.595	34.615	168	33.515	200	28.465	173	214
14	1:34.239	34.140	169	32.953	200	27.146	174	215	32	1:39.640	35.351	168	34.249	200	30.040		210
15	1:33.891	33.950	168					216	33	1:40.901	35.564	166	35.287	148	30.050	165	
16	1:34.902	34.083		33.196		27.623	175	216	34	1:40.186	36.343	165	34.767	198	29.076	168	203
17	1:34.263	34.017	166	33.007	201	27.239		217	35	2:03.105	43.702	90	45.107	90	34.296	169	143
18	1:34.559	34.119	168	32.989	202	27.451		216	36	1:39.707	35.507	166	35.082	194	29.118	173	213

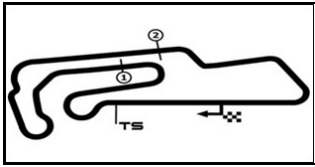
22 Kasperlik, DEU / Kern, DEU									theoretical besttime: 1:33.218								
1	1:43.596	42.127		33.625	201	27.844	173	199	19	1:34.912	33.713	170	33.600	202	27.599	174	217
2	1:35.363	34.181		33.557	198	27.625	174	214	20	1:33.302	33.644	169	32.676	203	26.982	175	217
3	1:33.926	33.814	168	32.648	201	27.464	173	216	21	1:34.209	33.791	169	32.881	203	27.537	174	218
4	1:33.901	33.793	168	32.864	201	27.244	173	216	22	1:33.776	33.857	169	32.735	203	27.184	174	217
5	1:39.702	33.737	167	32.826	201	33.139	116	216	23	1:33.760	33.725	166	32.848	204	27.187	173	218
6	2:04.653	42.292	114	47.870	132	34.491	116	133	24	1:33.967	34.051	168	32.942	203	26.974	175	217
7	2:12.824	44.923	104	51.598	151	36.303	104	141	25	1:34.154	33.896	171	32.953	203	27.305	175	218
8	2:04.502	42.060	124	47.099	78	35.343	173	175	26	1:34.598	34.422	168	33.132	201	27.044	174	218
9	1:34.301	34.096	169	32.973	203	27.232	173	216	27	1:33.548	33.662	169	32.667	203	27.219	176	218
10	1:33.755	33.735	168	32.850	203	27.170	174	216	28	1:34.098	34.174	170	32.948	202	26.976	176	218
11	1:34.151	33.938	169	32.853	201	27.360	173	216	29	1:34.394	34.364	166	32.864	202	27.166	176	220
12	2:04.369	41.178	116	48.922	144	34.269	155	137	30	1:34.172	34.140	169	32.961	202	27.071	174	219
13	2:01.994	41.039	105	44.001	125	36.954	173	173	31	1:34.231	34.112	167	32.822	203	27.297	173	218
14	1:34.356	34.064	168	33.073	201	27.219	174	215	32	1:33.739	33.858	169	32.813	203	27.068	174	216
15	1:51.407	33.803	166	33.009	202	44.595	58	216	33	1:33.950	33.819	170	32.927	203	27.204	174	218
16	3:07.917	2:07.954	169	32.886	201	27.077	174		34	2:12.035	41.580	121	52.180	102	38.275	124	174
17	1:33.475	33.776	169	32.773	201	26.926	174	217	35	2:10.325	44.713	136	48.267	107	37.345	171	162
18	1:33.840	34.110	169	32.656	203	27.074	174	216	36	1:35.792	34.854	168	33.703	203	27.235	176	210

23 Kraihamer, AUT / Kofler, AUT									theoretical besttime: 1:31.975								
1	1:44.225	42.740		33.591	195	27.894	172	202	19	1:35.340	33.527	168	33.053	196	28.760	172	208
2	1:36.391	34.931		32.783	197	28.677	171	209	20	1:32.543	33.652	166	32.166	197	26.725	172	208
3	1:33.760	33.985	165	32.695	196	27.080	170	208	21	1:33.844	33.562	168	32.810	197	27.472	173	209
4	1:34.365	33.981	166	33.229	193	27.155	170	208	22	1:33.939	34.112	167	32.527	197	27.300	172	210
5	1:40.218	34.084	166	32.855	196	33.279	151	207	23	1:33.707	33.515	167	32.937	195	27.255	171	208
6	2:04.310	42.349	139	47.961	119	34.000	119	135	24	1:33.003	33.447	166	32.519	196	27.037	173	208
7	2:13.432	45.566	114	52.513	132	35.353	90	125	25	1:33.814	34.132	166	32.246	195	27.436	170	211
8	2:03.420	41.522	131	47.064	93	34.834	171	148	26	1:32.619	33.660	166	32.358	195	26.601	172	205

ver: 1.0

www.adac.de/motorsport

Page 4/ 8 printed: 27.4.2019 12:16



ADAC GT4 Germany

Sector List Race 1



Provisional

Motorsportarena Oschersleben, Length: 3667m

Air temperature: 18.32°C

Track temperature: 21.69°C

Weather condition: Dry

DMSB Reg. Nr.: 114/19

Saturday, April 27, 2019 11:05:00

Lap	Time	SE1	SP1	SE2	SP2	SE3	SP3	TSP	Lap	Time	SE1	SP1	SE2	SP2	SE3	SP3	TSP
9	1:36.429	34.245	168	34.529	196	27.655	170	210	27	1:32.697	33.464	166	32.018	196	27.215	171	208
10	1:34.316	34.339	167	32.885	197	27.092	173	204	28	1:32.451	33.506	167	32.031	196	26.914	172	207
11	1:35.607	33.925	167	33.514	193	28.168	166	209	29	1:33.061	33.785	167	32.442	195	26.834	171	207
12	2:03.231	39.034	130	49.410	130	34.787	117	163	30	1:33.141	33.843	167	32.406	195	26.892	172	206
13	2:00.596	39.825	102	44.527	118	36.244	168	187	31	1:50.288	33.751	168	32.688	194	43.849	58	207
14	1:34.662	34.387	166	33.246	193	27.029	172	205	32	1:52.421	51.908	165	33.096	196	27.417	171	
15	1:51.530	34.458	166	32.897	197	44.175	58	208	33	1:36.311	33.775	167	32.590	193	29.946	171	207
16	3:06.935	2:07.767	166	32.275	196	26.893	172		34	1:48.005	35.982	166	34.194	138	37.829	110	177
17	1:32.041	33.442	167	32.084	197	26.515	172	208	35	2:06.908	45.274	112	46.732	106	34.902	168	152
18	1:33.521	33.534	168	33.242	197	26.745	170	208	36	1:37.923	35.526	165	33.718	196	28.679	170	206

24 Siljehaug, NOR / Angermayr, AUT

theoretical besttime: 1:31.962

1	1:46.904	45.138		34.229	197	27.537	169	188	19	1:32.319	33.480	168	32.184	196	26.655	172	211
2	1:35.068	33.844		33.113	200	28.111	171	208	20	1:50.738	33.623	168	33.013	195	44.102	57	208
3	1:34.234	34.364	164	32.659	198	27.211	171	209	21	3:07.011	2:07.352	166	32.698	195	26.961	172	
4	1:33.637	33.839	167	32.627	198	27.171	170	209	22	1:33.934	34.073	167	32.766	195	27.095	171	207
5	1:42.050	34.412	165	32.983	197	34.655	137	208	23	1:34.210	34.147	167	32.610	195	27.453	169	207
6	2:03.352	41.530	120	47.920	109	33.902	107	118	24	1:34.191	34.025	168	32.753	194	27.413	171	206
7	2:13.549	45.513	103	53.495	142	34.541	95	135	25	1:33.827	33.975	167	32.782	194	27.070	173	207
8	2:02.604	41.395	155	46.471	113	34.738	172	96	26	1:33.434	33.835	168	32.542	196	27.057	172	207
9	1:35.226	33.961	167	33.699	194	27.566	171	209	27	1:33.634	33.953	167	32.614	195	27.067	171	207
10	1:33.580	33.681	166	32.794	195	27.105	171	208	28	1:34.525	34.030	169	32.791	194	27.704	170	208
11	1:33.366	34.043	167	32.140	196	27.183	145	210	29	1:41.286	40.979	166	33.036	195	27.271	173	206
12	2:04.212	40.405	113	48.933	133	34.874	143	149	30	1:34.294	34.217	168	32.715	196	27.362	171	210
13	2:00.709	40.117	112	44.610	136	35.982	170	155	31	1:33.820	33.940	168	32.761	196	27.119	173	209
14	1:34.107	33.918	168	32.679	198	27.510	173	208	32	1:34.613	34.539	168	33.001	195	27.073	174	210
15	1:33.321	33.487	168	32.538	196	27.296	167	212	33	1:34.402	34.147	168	32.751	196	27.504	169	212
16	1:32.822	33.741	168	32.438	196	26.643	172	207	34	2:11.683	41.229	129	52.304	95	38.150	133	184
17	1:31.975	33.493	168	31.907	198	26.575	172	209	35	2:09.589	44.861	129	47.985	103	36.743	165	166
18	1:33.611	33.790	167	32.735	199	27.086	173	211	36	1:37.493	35.390	169	34.166	193	27.937	168	206

33 Fagg, GBR / Benyahia, MAR

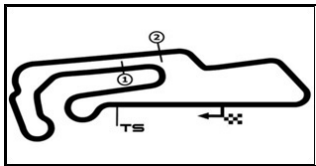
theoretical besttime: 1:33.568

1	1:45.958	44.724	170	33.909	201	27.325	175		10	1:34.644	33.885	173	33.584	202	27.175	177	215
2	1:35.740	34.515		33.165	203	28.060	177	214	11	1:35.074	33.754	173	33.455	202	27.865	173	216
3	1:34.192	34.251	170	32.791	203	27.150	176	216	12	2:03.353	39.357	114	49.000	139	34.996	126	157
4	1:33.949	33.818	171	32.664	203	27.467	177	215	13	2:00.500	39.950	109	44.328	124	36.222	175	175
5	1:41.521	33.888	172	33.171	202	34.462	130	214	14	1:34.634	34.081	169	33.109	198	27.444	174	213
6	2:03.356	41.671	121	47.688	118	33.997	120	129	15	1:34.048	33.867	170	32.911	199	27.270	176	212
7	2:13.245	45.487	105	53.337	147	34.421	89	123	16	1:34.021	33.921	172	32.825	201	27.275	176	214
8	2:03.059	41.665	168	46.497	100	34.897	176	118	17	1:50.849	33.762	171	32.975	201	44.112	57	214
9	1:34.978	33.965	172	33.511	203	27.502	177	216									

36 Suabo, DEU / Woller, DEU

theoretical besttime: 1:33.748

1	1:51.015	46.478		35.697	200	28.840	170	172	19	1:50.930	34.436	166	33.082	203	43.412	59	213
2	1:59.420	56.498		34.730	200	28.192	170	214	20	1:52.219	51.923	167	32.988	200	27.308	172	
3	1:37.541	35.140	166	34.215	199	28.186	171	208	21	1:34.029	34.127	167	32.666	202	27.236	171	214
4	1:38.154	35.137	167	34.827	198	28.190	171	210	22	1:34.384	33.906	166	32.764	202	27.714	170	214
5	1:41.840	35.283	164	37.035	197	29.522	169	208	23	1:34.507	33.920	168	32.804	200	27.783	163	213
6	1:41.690	36.092	165	36.491	198	29.107	172	198	24	1:34.509	34.417	167	32.684	201	27.408	171	210
7	2:06.127	38.040	129	55.913	144	32.174	106	168	25	1:34.550	34.372	165	32.966	201	27.212	171	213
8	2:01.651	45.735	156	41.733	135	34.183	170	118	26	1:34.410	34.156	167	32.734	201	27.520	171	214
9	1:37.904	35.430	167	34.221	200	28.253	170	210	27	1:34.642	34.424	168	32.830	201	27.388	171	214
10	1:37.579	34.938	166	34.209	200	28.432	171	208	28	1:35.345	34.190	167	33.202	198	27.953	172	214
11	1:39.436	35.182	167	34.505	196	29.749	171	212	29	1:34.663	34.394	166	33.093	199	27.176	171	211
12	1:56.375	36.473	158	44.314	143	35.588	72	199	30	1:34.577	34.143	166	32.915	201	27.519	171	214
13	1:56.977	38.969	165	45.288	105	32.720	171	175	31	1:35.211	34.418	166	33.460	195	27.333	171	212
14	1:40.020	35.533	167	34.719	200	29.768	168	192	32	1:35.052	34.343	168	33.189	198	27.520	171	214
15	1:55.464	35.435	166	34.580	198	45.449	59	212	33	1:38.268	34.858	153	34.447	197	28.963	170	214
16	3:10.714	2:09.354	165	33.504	200	27.856	170		34	1:37.553	35.198	166	33.987	198	28.368	171	214
17	1:34.981	34.092	167	33.244	194	27.645	170	213	35	1:41.991	35.132	167	34.138	144	32.721	170	214
18	1:34.014	33.935	168	32.700	203	27.379	169	215	36	1:38.825	35.471	165	34.513	193	28.841	170	212



ADAC GT4 Germany

Sector List Race 1

Provisional



Motorsportarena Oschersleben, Length: 3667m

Air temperature: 18.32°C

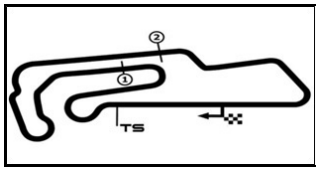
Track temperature: 21.69°C

Weather condition: Dry

DMSB Reg. Nr.: 114/19

Saturday, April 27, 2019 11:05:00

Lap	Time	SE1	SP1	SE2	SP2	SE3	SP3	TSP	Lap	Time	SE1	SP1	SE2	SP2	SE3	SP3	TSP
99 Owega, DEU / Owega, DEU									theoretical besttime: 1:32.977								
1	1:41.633	40.914		33.236	202	27.483	173	198	19	1:33.397	33.927	168	32.491	202	26.979	173	210
2	1:33.978	34.516		32.525	202	26.937	174	214	20	1:33.941	34.157	168	32.601	202	27.183	174	214
3	1:34.072	33.887	168	32.531	200	27.654	172	216	21	1:33.771	33.909	168	32.585	203	27.277	173	215
4	1:33.082	33.793	168	32.341	202	26.948	173	215	22	1:33.831	34.034	168	32.654	202	27.143	173	215
5	1:34.596	33.812	168	32.695	201	28.089	133	216	23	1:34.345	33.991	168	32.930	200	27.424	171	216
6	2:10.393	43.336	117	51.754	133	35.303	133	132	24	1:33.478	33.990	168	32.544	201	26.944	174	214
7	2:11.353	45.091	127	51.456	137	34.806	139	146	25	1:33.197	33.699	168	32.482	202	27.016	173	216
8	2:07.143	43.038	108	48.295	94	35.810	173	167	26	1:33.573	33.828	168	32.589	201	27.156	173	215
9	1:34.109	34.314	168	32.718	202	27.077	174	215	27	1:35.540	33.847	168	32.740	198	28.953	172	216
10	1:33.607	33.857	169	32.606	202	27.144	173	216	28	1:33.785	33.976	168	32.619	201	27.190	173	215
11	1:34.115	34.198	169	32.568	202	27.349	164	216	29	1:34.086	34.021	168	32.804	201	27.261	172	216
12	2:04.682	41.614	119	48.614	148	34.454	147	143	30	1:33.725	33.967	168	32.670	201	27.088	174	215
13	2:03.063	41.074	112	44.550	117	37.439	173	172	31	1:33.816	33.923	168	32.757	202	27.136	173	216
14	1:34.503	34.412	167	33.034	203	27.057	175	216	32	1:34.059	34.098	168	32.693	201	27.268	173	216
15	1:49.236	33.814	168	32.510	203	42.912	59	217	33	1:34.085	33.930	168	32.733	201	27.422	173	215
16	3:08.783	2:09.124	168	32.529	203	27.130	173		34	2:14.796	44.146	115	52.271	101	38.379	122	145
17	1:33.528	33.833	168	32.423	201	27.272	173	215	35	2:10.828	44.289	139	48.726	101	37.813	166	186
18	1:35.044	33.846	168	32.936	201	28.262	166	216	36	1:35.592	34.766	165	33.467	200	27.359	172	211



ADAC GT4 Germany

Pit Stops Race 1

Provisional



Motorsportarena Oschersleben, Length: 3667m

Air temperature: 18.32°C

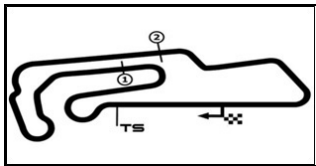
Track temperature: 21.69°C

Weather condition: Dry

DMSB Reg. Nr.: 114/19

Saturday, April 27, 2019 11:05:00

Nr	Driver in	Day time in	Time in	Driver out	Day time out	Time out	Nett Time
6	Markus Lungstrass	11:10:16.990	3:32.910	Markus Lungstrass	11:11:39.755	4:55.675	1:22.765
15	Franjo Kovac	11:32:02.521	25:18.441	Thomas Tekaat	11:33:45.418	27:01.338	1:42.897
3	Claudia Hürtgen	11:33:19.367	26:35.287	Claudia Hürtgen	11:34:55.719	28:11.639	1:36.352
99	Hamza Owega	11:33:20.108	26:36.028	Hamza Owega	11:34:57.078	28:12.998	1:36.970
22	Jan Kasperlik	11:33:23.291	26:39.211	Lars Kern	11:34:59.583	28:15.503	1:36.292
23	Laura Kraihamer	11:33:26.958	26:42.878	Reinhard Kofler	11:35:03.069	28:18.989	1:36.111
11	Oliver Mayer	11:33:28.256	26:44.176	Jan Philipp Springob	11:35:08.246	28:24.166	1:39.990
94	Felix von der Laden	11:33:31.372	26:47.292	Alain Valente	11:35:07.641	28:23.561	1:36.269
36	Markus Suabo	11:33:41.743	26:57.663	Markus Suabo	11:35:16.721	28:32.641	1:34.978
17	Horst Hadergasser	11:33:45.047	27:00.967	Horst Hadergasser	11:35:22.277	28:38.197	1:37.230
59	Fred Martin-Dye	11:35:01.123	28:17.043	Thomas Krebs	11:36:30.594	29:46.514	1:29.471
48	Luca-Sandro Trefz	11:35:02.067	28:17.987	Morgan Haber	11:36:39.289	29:55.209	1:37.222
6	Markus Lungstrass	11:35:02.952	28:18.872	Mike Beckhusen	11:36:42.405	29:58.325	1:39.453
2	Thomas Jäger	11:36:26.474	29:42.394	Thomas Jäger	11:38:02.562	31:18.482	1:36.088
33	Charlie Fagg	11:36:33.562	29:49.482				
14	Stepan Grotstollen	11:36:41.984	29:57.904	Georg Braun	11:38:20.212	31:36.132	1:38.228
66	Franz Dziwok	11:36:48.141	30:04.061	Franz Dziwok	11:38:37.365	31:53.285	1:49.224
77	Tim Heinemann	11:39:34.910	32:50.830	Luke Wankmüller	11:41:12.617	34:28.537	1:37.707
21	Glenn van Parijs	11:39:40.295	32:56.215	Constantin Schöll	11:41:17.572	34:33.492	1:37.277
5	Nico Rindlisbacher	11:39:43.594	32:59.514	Patricija Stalidzane	11:41:19.877	34:35.797	1:36.283
7	Marius Zug	11:41:07.415	34:23.335	Gabriele Piana	11:42:44.523	36:00.443	1:37.108
24	Eike Angermayr	11:41:07.813	34:23.733	Eike Angermayr	11:42:43.501	35:59.421	1:35.688
69	Phil Dörr	11:41:25.736	34:41.656	Phil Dörr	11:43:02.035	36:17.955	1:36.299
59	Thomas Krebs	11:41:35.862	34:51.782	Thomas Krebs	11:41:57.892	35:13.812	22.030
36	Markus Suabo	11:41:52.384	35:08.304	Markus Suabo	11:42:11.963	35:27.883	19.579
23	Reinhard Kofler	12:00:09.910	53:25.830	Reinhard Kofler	12:00:29.931	53:45.851	20.021



ADAC GT4 Germany

Top speed list Race 1

Provisional



Motorsportarena Oschersleben, Length: 3667m

Air temperature: 18.32°C

Track temperature: 21.69°C

Weather condition: Dry

DMSB Reg. Nr.: 114/19

Saturday, April 27, 2019 11:05:00

#	Name (NAT)	Team	Car name	Speed	Lap	Race time
15	Thomas Tekaats (DEU)	MRS Besagroup Racing	BMW M4 GT4	221.76	22	38:06.886
14	Georg Braun (DEU)	MRS Besagroup Racing	BMW M4 GT4	220.40	24	41:15.690
22	Lars Kern (DEU)	Team Allied-Racing	Porsche Cayman GT4	220.40	29	48:43.753
2	Thomas Jäger (AUT)	Hofor Racing by Bonk Motorsport	BMW M4 GT4	219.51	24	40:52.001
6	Mike Beckhusen (DEU)	Racing One (DEU)	Audi R8 LMS GT4	219.06	26	46:00.910
3	Michael Fischer (AUT)	Hofor Racing by Bonk Motorsport	BMW M4 GT4	219.06	31	52:17.207
5	Nico Rindlisbacher (CHE)	Racing One (DEU)	Audi R8 LMS GT4	218.18	11	17:47.306
7	Gabriele Piana (ITA)	RN Vision STS (DEU)	BMW M4 GT4	218.18	26	43:56.762
11	Jan Philipp Springob (DEU)	Bremotion	Mercedes-AMG GT4	218.18	36	1:00:59.828
77	Tim Heinemann (DEU)	HP Racing International (DEU)	Mercedes-AMG GT4	217.30	11	17:39.756
99	Hamza Owega (DEU)	GetSpeed Performance	Mercedes-AMG GT4	217.30	15	24:55.796
21	Glenn van Parijs (BEL)	Team Allied-Racing	Porsche Cayman GT4	217.30	17	28:05.154
17	Hendrik Still (DEU)	KÜS TEAM75 Bernhard (DEU)	Porsche Cayman GT4	217.30	32	53:49.920
33	Charlie Fagg (GBR)	Team GT	McLaren 570s GT4	216.86	3	3:27.138
59	Fred Martin-Dye (GBR)	Dörr Motorsport	McLaren 570s GT4	216.86	4	4:59.445
69	Dennis Trebing (USA)	Dörr Motorsport	McLaren 570s GT4	216.00	26	44:24.141
94	Alain Valente (CHE)	Team GT	McLaren 570s GT4	216.00	27	45:54.487
48	Luca-Sandro Trefz (DEU)	Leipert Motorsport	Mercedes-AMG GT4	215.56	14	23:23.456
36	Markus Suabo (DEU)	Schütz Motorsport (DEU)	Mercedes-AMG GT4	215.13	18	31:52.435
66	Daniel Davidovac (DEU)	HP Racing International (DEU)	Porsche Cayman GT4	214.28	36	1:01:07.203
24	Mads Siljehaug (NOR)	Felbermayr Reiter (DEU)	KTM X-Bow GT4	212.59	15	24:58.176
19	Jörg Viebahn (DEU)	PROpeak Performance	Aston Martin Vantage AMR GT4	212.18	4	4:58.050
18	Florian Thoma (CHE)	PROpeak Performance	Aston Martin Vantage AMR GT4	211.76	4	4:52.222
23	Reinhard Kofler (AUT)	True Racing	KTM X-Bow GT4	211.35	25	42:26.945