



ADAC GT Masters

Result List Qualifying 1

Provisional



Motorsportarena Oschersleben, Length: 3667m

Air temperature: 17.68°C

Track temperature: 14.82°C

Weather condition: Dry

DMSB Reg. Nr.: 113/19

Saturday, April 27, 2019 9:17:00

started : 31 classified : 31 not classified : 0

	Drivers	Team	Car	Lap	Best Time	Gap	Diff	Kph	Day Time
1	36 M.Dienst(DEU)/A.Read(AUS)	Schütz Motorsport(DEU)	Mercedes-AMG GT3	4	1:23.220			158.6	9:31:07
2	12 M.Drudi(ITA)/F.Spengler(DEU)	EFP Car Collection by TECE	Audi R8 LMS GT3	5	1:23.273	0.053	0.053	158.5	9:25:56
3	31 P.Niederhauser(CHE)/K.van der Linde(ZAF)	HCB-Rutronik-Racing	Audi R8 LMS GT3	8	1:23.395	0.175	0.122	158.2	9:55:38
4	13 D.Jahn(DEU)/S.Barth(DEU)(T)	RWT Racing(AUT)	Corvette C7 GT3	8	1:23.420	0.200	0.025	158.2	9:56:20
5	77 M.Pommer(DEU)/M.Kirchhöfer(DEU)	Callaway Competition(DEU)	Corvette C7 GT3	9	1:23.427	0.207	0.007	158.2	9:56:45
6	63 C.Engelhart(DEU)/M.Bortolotti(ITA)	ORANGE1 by GRT Grasser(AUT)	LamborghiniHuracanGT3E	8	1:23.550	0.330	0.123	158.0	9:56:52
7	25 J.Schmidt(CHE)/C.Haase(DEU)	BWT Mücke Motorsport(DEU)	Audi R8 LMS GT3	8	1:23.585	0.365	0.035	157.9	9:56:42
8	28 R.Feller(DEU)/D.Vanthoor(BEL)	MontaplastbyLand-Motorsport(DEU)	Audi R8 LMS GT3	4	1:23.628	0.408	0.043	157.8	9:33:34
9	7 L.Ludwig(DEU)/S.Asch(DEU)	HB Racing(AUT)	Ferrari 488 GT3	8	1:23.689	0.469	0.061	157.7	9:57:16
10	26 N.Rogivue(CHE)/S.Mücke(DEU)	BWT Mücke Motorsport(DEU)	Audi R8 LMS GT3	8	1:23.783	0.563	0.094	157.5	9:56:19
11	71 M.Paul(DEU)/S.Reicher(AUT)	T3 Motorsport	Audi R8 LMS GT3	9	1:23.836	0.616	0.053	157.4	9:38:04
12	1 R.Renauer(DEU)/T.Preining(AUT)	Precote Herberth Motorsport(DEU)	Porsche 911 GT3 R	9	1:23.845	0.625	0.009	157.4	9:57:10
13	29 M.Hofer(AUT)/C.Mies(DEU)	MontaplastbyLand-Motorsport(DEU)	Audi R8 LMS GT3	4	1:23.860	0.640	0.015	157.4	9:35:19
14	33 F.Salaquarda(CZE)/F.Stippler(DEU)	Team ISR(CZE)	Audi R8 LMS GT3	7	1:23.919	0.699	0.059	157.3	9:55:57
15	99 D.Keilitz(DEU)/M.Martin(BEL)	PROpeak Performance	AstonMartinVantageAMR(9	1:24.029	0.809	0.110	157.1	9:54:06
16	8 D.Marschall(DEU)/C.Schreiner(DEU)	HCB-Rutronik-Racing	Audi R8 LMS GT3	8	1:24.077	0.857	0.048	157.0	9:55:48
17	17 T.Bernhard(DEU)/K.Bachler(AUT)	KÜS TEAM75 Bernhard(DEU)	Porsche 911 GT3 R	8	1:24.087	0.867	0.010	156.9	9:54:44
18	24 M.Ortmann(DEU)/M.Winkelhock(DEU)	BWT Mücke Motorsport(DEU)	Audi R8 LMS GT3	5	1:24.109	0.889	0.022	156.9	9:29:49
19	14 N.Sylvest(DNK)/J.Klingmann(DEU)	MRS GT-Racing(DEU)	BMW M6 GT3	6	1:24.207	0.987	0.098	156.7	9:56:11
20	48 P.Ellis(GBR)/F.Vettel(DEU)	MANN-FILTER Team HTP(DEU)	Mercedes-AMG GT3	6	1:24.248	1.028	0.041	156.6	9:56:30
21	98 H.De Sadeleer(CHE)/V.Hasse-Clot(FRA)	PROpeak Performance	AstonMartinVantageAMR(11	1:24.386	1.166	0.138	156.4	9:56:48
22	82 R.Ineichen(CHE)(T)/F.Perera(FRA)	ORANGE1 by GRT Grasser(AUT)	LamborghiniHuracanGT3E	8	1:24.524	1.304	0.138	156.1	9:56:55
23	47 I.Dontje(NLD)/M.Götz(DEU)	MANN-FILTER Team HTP(DEU)	Mercedes-AMG GT3	6	1:24.546	1.326	0.022	156.1	9:56:15
24	21 J.Bleekemolen(NLD)/J.Eriksson(SWE)	TeamZAKSPEEDBKKMobilOilRacing	Mercedes-AMG GT3	11	1:24.585	1.365	0.039	156.0	9:56:06
25	69 J.Slooten(DEU)(T)/L.Luhr(DEU)	Iron Force Racing	Porsche 911 GT3 R	6	1:24.644	1.424	0.059	155.9	9:36:06
26	11 E.Erhart(DEU)/P.Kaffer(DEU)	EFP Car Collection by TECE	Audi R8 LMS GT3	5	1:24.694	1.474	0.050	155.8	9:26:00
27	18 A.de Leener(BEL)/M.Cairol(ITA)	KÜS TEAM75 Bernhard(DEU)	Porsche 911 GT3 R	7	1:25.018	1.798	0.324	155.2	9:56:37
28	3 R.Lips(CHE)(T)/M.Hackländer(DEU)	Aust Motorsport(DEU)	Audi R8 LMS GT3	5	1:25.302	2.082	0.284	154.7	9:34:35
29	4 W.Triller(DEU)(T)/A.Hoti(DEU)	Aust Motorsport(DEU)	Audi R8 LMS GT3	11	1:25.673	2.453	0.371	154.0	9:36:17
30	19 M.Beretta(ITA)/M.Mapelli(ITA)	ORANGE1 by GRT Grasser(AUT)	LamborghiniHuracanGT3E	3	1:29.598	6.378	3.925	147.3	9:35:56
31	20 K.Snoeks(NLD)/M.Wishofer(AUT)	TeamZAKSPEEDBKKMobilOilRacing	Mercedes-AMG GT3	3	1:30.904	7.684	1.306	145.2	9:32:34

Following race director decision cancellation of the fastest lap time under red

Subject to final scrutineering!

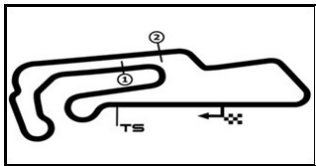
Publication time:	Clerk of the Course: Ralph Bohnhorst	Timekeeper: Steffen Ruhl
-------------------	--------------------------------------	--------------------------

ver: 1.0

www.adac.de/motorsport

Page 1/ 1 printed: 27.4.2019 10:09





ADAC GT Masters

Sector List Qualifying 1



Provisional

Motorsportarena Oschersleben, Length: 3667m

Air temperature: 17.68°C

Track temperature: 14.82°C

Weather condition: Dry

DMSB Reg. Nr.: 113/19

Saturday, April 27, 2019 9:17:00

Lap	Time	SE1	SP1	SE2	SP2	SE3	SP3	TSP	Lap	Time	SE1	SP1	SE2	SP2	SE3	SP3	TSP
1 Renauer, DEU / Preining, AUT									theoretical besttime: 1:23.845								
1	4:37.771	3:05.256		42.960	168	49.555	58		6	3:45.228	2:48.588		30.606	220	26.034	197	
2	14:03.564	13:01.132		35.568	215	26.864	191		7	1:28.568	33.202		30.973	218	24.393	194	235
3	1:27.199	31.944		30.196	217	25.059	194	231	8	1:24.240	30.609		29.267	220	24.364	194	233
4	2:02.416	31.371		32.175	170	58.870	55	234	9	1:23.845	30.372		29.233	220	24.240	184	235
5	9:57.024	8:03.944		52.052	74	1:01.028	58		10	2:55.862	48.328		1:03.070	72	1:04.464	53	230

3 Lips, CHE / Hackländer, DEU									theoretical besttime: 1:25.187								
1	6:37.923	5:11.693		39.128	204	47.102	57		5	1:25.302	31.036		29.543	222	24.723	194	236
2	6:35.236	5:32.809		34.526	215	27.901	191		6	1:25.537	30.969		29.495	222	25.073	196	237
3	1:30.655	33.005		31.915	219	25.735	196	232	7	1:50.010	31.093		31.720	175	47.197	58	240
4	1:25.763	31.157		29.570	221	25.036	195	237	8	12:00.719	10:09.740		53.792	74	57.187	57	

4 Triller, DEU / Hoti, DEU									theoretical besttime: 1:25.570								
1	2:35.715	1:21.335		43.150	125	31.230	185		10	2:59.507	1:57.407		34.587	177	27.513	192	
2	1:43.849	38.513		36.093	156	29.243	190	170	11	1:25.673	31.133		29.830	220	24.710	193	235
3	1:30.230	32.918		31.479	217	25.833	192	231	12	1:30.593	31.068		31.840	200	27.685	194	236
4	1:26.456	31.503		30.063	220	24.890	193	233	13	2:40.313	35.651		59.762	77	1:04.900	33	235
5	1:25.925	31.214		29.908	220	24.803	192	234	14	13:14.579	12:17.596		31.398	215	25.585	194	
6	1:25.749	31.086		29.887	220	24.776	192	234	15	1:27.512	32.201		30.307	219	25.004	193	234
7	1:25.837	31.030		29.903	219	24.904	192	234	16	1:28.274	31.368		29.922	220	26.984	194	235
8	1:26.124	31.198		29.956	219	24.970	193	235	17	2:10.093	31.243		39.219	77	59.631	57	236
9	1:51.681	33.138		33.139	196	45.404	57	235									

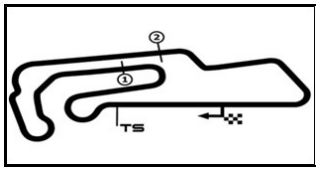
7 Ludwig, DEU / Asch, DEU									theoretical besttime: 1:23.574								
1	9:14.826	8:10.966	169	36.001	208	27.859	191		6	1:24.047	30.785	190	29.084	222	24.178	195	234
2	1:48.959	33.300		31.462	219	44.197	59	230	7	1:28.292	31.482		30.454	220	26.356	197	235
3	10:27.312	9:08.719		32.312	158	46.281	59		8	1:23.689	30.416	191	28.980	222	24.293	191	236
4	10:29.548	8:44.839		43.756	80	1:00.953	55		9	2:53.090	47.583	80	1:01.345	74	1:04.162	54	233
5	3:59.430	2:58.776		30.434	219	30.220	195										

8 Marschall, DEU / Schreiner, DEU									theoretical besttime: 1:24.077								
1	16:48.192	15:45.239		34.548	171	28.405	188		6	3:56.061	2:59.110		30.929	218	26.022	194	
2	1:31.055	32.944		31.862	214	26.249	193	225	7	1:30.794	33.880		31.777	218	25.137	193	236
3	1:33.365	31.227		32.067	163	30.071	194	235	8	1:24.077	30.541		29.076	221	24.460	193	234
4	1:26.440	30.586		29.154	222	26.703	75	235	9	1:24.151	30.547		29.109	221	24.495	193	235
4	3:08.844	1:05.727		1:02.417	75	1:00.700	57	70	10	2:55.223	47.835		1:03.411	74	1:03.977	57	233
5	7:29.138	5:45.983		40.240	68	1:02.915	58										

11 Erhart, DEU / Kaffer, DEU									theoretical besttime: 1:24.679								
1	3:14.133	2:12.090		34.348	214	27.695	190		5	1:24.694	30.911		29.203	222	24.580	193	235
2	1:29.467	32.898	186	30.753	219	25.816	192	217	6	1:24.723	30.896		29.226	222	24.601	194	236
3	1:26.786	31.224		30.581	221	24.981	192	234	7	1:48.519	31.595		31.819	210	45.105	58	236
4	1:25.143	31.096		29.436	223	24.611	193	234									

12 Drudi, ITA / Spengler, DEU									theoretical besttime: 1:23.273								
1	3:10.866	2:10.447		33.602	213	26.817	190		4	1:23.549	30.504		28.947	222	24.098	195	235
2	1:31.527	32.823		33.212	212	25.492	193	227	5	1:23.273	30.393		28.784	223	24.096	194	236
3	1:26.638	30.656		31.376	221	24.606	195	234	6	1:44.300	30.860		30.916	222	42.524	58	237

13 Jahn, DEU / Barth, DEU									theoretical besttime: 1:22.855								
1	5:30.525	4:25.169		36.464	167	28.892	192		6	1:49.025	30.112		31.315	203	47.598	59	243
2	1:57.615	36.192		35.205	165	46.218	59	174	7	16:14.166	15:18.725		31.078	224	24.363	200	
3	9:37.845	8:40.472		32.099	208	25.274	199		8	1:23.420	30.401		28.890	226	24.129	200	240
4	1:24.136	30.621		29.151	225	24.364	201	240	9	1:43.835	30.163		28.960	224	44.712	59	242
5	1:23.531	30.186		28.614	229	24.731	199	242									



ADAC GT Masters

Sector List Qualifying 1

Provisional



Motorsportarena Oschersleben, Length: 3667m

Air temperature: 17.68°C

Track temperature: 14.82°C

Weather condition: Dry

DMSB Reg. Nr.: 113/19

Saturday, April 27, 2019 9:17:00

Lap	Time	SE1	SP1	SE2	SP2	SE3	SP3	TSP	Lap	Time	SE1	SP1	SE2	SP2	SE3	SP3	TSP
14	Sylvest, DNK / Klingmann, DEU									theoretical besttime: 1:23.981							
1	19:47.103	18:38.035		37.978	140	31.090	190		5	1:25.075	31.072		29.568	225	24.435	197	237
2	2:01.954	33.634		36.662	153	51.658	51	215	6	1:24.207	30.706		29.247	224	24.254	195	238
3	11:04.182	9:13.588		52.498	78	58.096	58		7	1:28.533	30.552		29.175	225	28.806	82	237
4	3:28.149	2:27.998		31.411	216	28.740	197		8	3:06.329	1:02.124		1:01.065	74	1:03.140	49	77

17	Bernhard, DEU / Bachler, AUT									theoretical besttime: 1:23.721							
1	4:11.710	2:40.112		41.310	165	50.288	58		7	3:52.958	2:48.495		35.278	181	29.185	195	
2	13:51.343	12:50.846		33.774	215	26.723	192		8	1:24.087	30.653		28.984	222	24.450	197	234
3	1:27.757	32.107		30.496	218	25.154	196	232	9	1:30.907	34.301		32.264	220	24.342	196	226
4	1:24.128	30.645		29.166	220	24.317	196	234	10	1:29.904	30.428		28.976	221	30.500	75	235
5	2:46.271	44.915		1:00.807	77	1:00.549	58	235	11	3:05.612	1:08.217		58.714	87	58.681	58	70
6	8:45.239	6:52.159		53.946	81	59.134	52										

18	de Leener, BEL / Cairoli, ITA									theoretical besttime: 1:24.955							
1	6:54.065	5:14.762		45.805	128	53.498	58		5	3:57.249	2:59.391		32.506	214	25.352	193	
2	13:56.133	12:46.653		38.413	149	31.067	176		6	1:25.997	31.371		29.695	219	24.931	194	231
3	2:42.916	40.903		59.664	77	1:02.349	38	213	7	1:25.018	30.760		29.492	219	24.766	193	234
4	9:15.289	7:09.900		1:04.938	79	1:00.451	58		8	2:08.573	30.697		37.153	79	1:00.723	58	233

19	Beretta, ITA / Mapelli, ITA									theoretical besttime: 1:28.094							
1	2:54.502	1:19.751		43.784	120	50.967	58		3	1:29.598	32.128		29.943	219	27.527	194	232
2	14:32.335	13:29.533		34.819	185	27.983	191		4	10:14.562	30.624		8:28.850	62	1:15.088	41	234

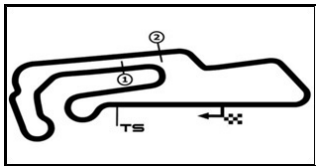
20	Snoeks, NLD / Wishofer, AUT									theoretical besttime: 1:25.604							
1	2:22.814	59.543	116	36.748	199	46.523	58		4	1:35.133	31.221		37.949	184	25.963	192	232
2	11:40.258	10:40.260		33.733	208	26.265	185		5	1:46.878	31.021		29.337	219	46.520	59	233
3	1:30.904	32.727		32.931	217	25.246	192	226	6	13:32.344	11:42.937		51.805	78	57.602	48	

21	Bleekemolen, NLD / Eriksson, SWE									theoretical besttime: 1:24.361							
1	2:29.490	1:04.599		37.403	199	47.488	58		8	8:47.752	6:59.438		46.956	87	1:01.358	52	
2	12:09.377	11:08.614		33.845	201	26.918	192		9	4:00.128	2:55.052		34.747	166	30.329	193	
3	1:28.858	32.511		31.017	219	25.330	194	231	10	1:28.045	31.535		30.659	218	25.851	194	232
4	1:25.249	30.978		29.746	221	24.525	194	232	11	1:24.585	30.784		29.316	221	24.485	192	234
5	1:27.176	30.619		29.329	221	27.228	195	235	12	1:26.597	30.701		29.257	221	26.639	139	234
6	1:35.081	30.756		31.284	171	33.041	137	235	13	2:46.272	46.668		56.430	81	1:03.174	46	158
7	2:50.352	44.986		1:00.939	72	1:04.427	38	148									

24	Ortmann, DEU / Winkelhock, DEU									theoretical besttime: 1:24.073							
1	7:07.017	6:03.872		35.670	199	27.475	189		5	1:24.109	30.649		29.102	221	24.358	194	235
2	1:29.128	33.207		30.757	216	25.164	194	222	6	1:33.943	30.658		35.581	164	27.704	194	235
3	1:24.718	30.803		29.385	221	24.530	193	233	7	1:24.312	30.716		29.256	220	24.340	193	235
4	1:24.323	30.631		29.290	220	24.402	194	235	8	1:50.777	32.511		32.472	180	45.794	58	217

25	Schmidt, CHE / Haase, DEU									theoretical besttime: 1:23.504							
1	16:40.396	15:34.771		38.314	171	27.311	191		6	13:04.499	12:08.905		30.491	216	25.103	194	
2	1:30.268	32.569		31.498	218	26.201	192	232	7	1:23.751	30.605		29.081	220	24.065	194	233
3	1:27.701	31.788		31.203	217	24.710	194	233	8	1:23.585	30.438		29.018	221	24.129	193	235
4	1:23.955	30.669		29.127	221	24.159	195	235	9	2:23.701	30.421		48.737	67	1:04.543	52	235
5	2:47.616	41.559		1:04.890	74	1:01.167	52	235									

26	Rogivue, CHE / Mücke, DEU									theoretical besttime: 1:23.783							
1	17:43.956	16:39.814		36.679	199	27.463	188		6	3:42.739	2:31.608		40.125	101	31.006	193	
2	1:30.264	33.865		31.074	217	25.325	193	197	7	1:25.147	31.278		29.459	220	24.410	194	234
3	1:29.879	31.086		33.530	192	25.263	193	234	8	1:23.783	30.488		29.003	221	24.292	193	235
4	2:31.850	30.734		1:00.930	74	1:00.186	58	235	9	1:44.497	30.549		29.100	221	44.848	58	235
5	9:30.879	7:26.379		1:04.521	76	59.979	58										



ADAC GT Masters

Sector List Qualifying 1

Provisional



Motorsportarena Oschersleben, Length: 3667m

Air temperature: 17.68°C

Track temperature: 14.82°C

Weather condition: Dry

DMSB Reg. Nr.: 113/19

Saturday, April 27, 2019 9:17:00

Lap	Time	SE1	SP1	SE2	SP2	SE3	SP3	TSP	Lap	Time	SE1	SP1	SE2	SP2	SE3	SP3	TSP
28	Feller, CHE / Vanthoor, BEL								theoretical besttime: 1:23.319								
1	12:17.342	11:12.344	153	36.679	209	28.319	186		7	1:24.026	30.296		29.008	221	24.722	191	236
2	1:29.000	33.295		31.315	213	24.390	194	226	8	2:40.568	37.202		58.908	78	1:04.458	31	196
3	1:23.836	30.484		29.139	220	24.213	192	234	9	14:09.753	13:15.178	182	30.373	212	24.202	193	
4	1:23.628	30.419		29.182	221	24.027	194	234	10	1:23.882	30.595	187	29.108	221	24.179	194	234
5	1:26.922	30.405		29.545	222	26.972	194	236	11	1:53.220	31.836		34.935	164	46.449	58	232
6	1:23.648	30.490		28.996	220	24.162	194	235									

29	Hofer, AUT / Mies, DEU								theoretical besttime: 1:23.860								
1	13:58.473	12:52.109	105	39.049	200	27.315	181		5	1:47.716	40.429	90	35.385	194	31.902	194	187
2	1:27.888	32.216		31.025	217	24.647	193	225	6	1:57.866	30.444		31.731	157	55.691	57	234
3	1:29.248	30.697		29.378	222	29.173	195	234	7	17:28.565	16:28.535		33.408	159	26.622	191	
4	1:23.860	30.419		29.137	222	24.304	194	235	8	2:07.147	30.548		34.009	71	1:02.590	58	234

31	Niederhauser, CHE / van der Linde, ZAF								theoretical besttime: 1:23.206								
1	16:42.933	15:38.799		36.195	211	27.939	185		6	4:07.450	3:07.947		32.264	193	27.239	194	
2	1:31.302	33.125		32.538	215	25.639	194	230	7	1:23.570	30.563		28.929	222	24.078	193	235
3	1:29.594	31.875		31.634	218	26.085	195	235	8	1:23.395	30.283		29.098	221	24.014	193	235
4	1:44.911	30.551		29.295	220	45.065	51	236	9	1:25.554	30.330		28.909	223	26.315	178	236
5	10:14.878	8:39.047		31.492	206	1:04.339	50		10	2:57.385	41.794		1:06.546	66	1:09.045	38	228

33	Salaquarda, CZE / Stippler, DEU								theoretical besttime: 1:23.875								
1	17:17.404	16:09.025	123	39.291	180	29.088	189		6	1:25.201	31.163	188	29.533	221	24.505	196	232
2	1:35.581	35.487	181	33.487	189	26.607	193	169	7	1:23.919	30.484	189	29.072	222	24.363	194	236
3	1:30.554	31.919	186	32.133	196	26.502	194	235	8	1:23.964	30.440	191	29.104	222	24.420	193	236
4	2:12.024	31.087	190	40.639	78	1:00.298	45	236	9	2:50.004	47.926		58.632	78	1:03.446	50	175
5	13:32.681	12:24.774		38.401	165	29.506	191										

36	Dienst, DEU / Read, AUS								theoretical besttime: 1:23.194								
1	2:36.999	1:09.678		39.485	142	47.836	55		4	1:23.220	30.394		28.664	222	24.162	194	233
2	8:42.306	7:45.300		31.726	216	25.280	192		5	1:23.329	30.378		28.799	220	24.152	195	235
3	1:24.553	30.989		29.094	220	24.470	193	231	6	1:45.779	31.846		31.184	203	42.749	59	230

47	Dontje, NLD / Götz, DEU								theoretical besttime: 1:24.366								
1	20:51.868	19:41.956		39.031	163	30.881	163		5	1:25.795	31.504		29.740	218	24.551	193	229
2	2:44.101	43.765		1:00.344	76	59.992	48	194	6	1:24.546	30.700		29.355	219	24.491	193	232
3	9:03.057	7:02.476		1:00.543	79	1:00.038	59		7	1:44.838	30.574		29.301	220	44.963	59	232
4	3:45.969	2:37.419		35.066	185	33.484	190										

48	Ellis, GBR / Vettel, DEU								theoretical besttime: 1:24.194								
1	19:45.513	18:36.418		38.288	140	30.807	184		5	1:28.564	30.885		29.297	220	28.382	195	232
2	1:56.004	33.861		33.331	154	48.812	59	225	6	1:24.248	30.623		29.123	220	24.502	195	234
3	11:40.997	9:40.191		1:00.714	81	1:00.092	52		7	1:59.070	30.569		29.922	135	58.579	59	233
4	3:14.753	2:14.563		30.899	188	29.291	194										

63	Engelhart, DEU / Bortolotti, ITA								theoretical besttime: 1:23.502								
1	2:45.473	1:18.010		39.699	160	47.764	59		6	14:40.293	13:42.796		30.424	215	27.073	193	
2	14:39.016	13:37.500		34.989	192	26.527	189		7	1:24.828	30.697		29.228	220	24.903	193	232
3	1:26.407	31.397	187	29.663	216	25.347	193	226	8	1:23.550	30.492		28.816	219	24.242	191	233
4	1:23.663	30.468		28.959	219	24.236	193	233	9	2:30.131	30.450		54.595	74	1:05.086	39	233
5	2:08.929	30.541		31.910	68	1:06.478	46	233									

69	Slooten, DEU / Luhr, DEU								theoretical besttime: 1:24.578								
1	3:04.781	1:26.604		46.263	159	51.914	58		8	2:44.365	44.136		1:00.409	72	59.820	58	219
2	4:22.916	3:00.297		36.167	168	46.452	57		9	8:39.562	6:54.766		40.984	69	1:03.812	57	
3	7:21.224	6:19.925		34.348	194	26.951	194		10	4:15.293	3:09.292		35.750	174	30.251	194	
4	1:26.403	31.473		30.056	220	24.874	196	235	11	1:28.568	31.245		30.188	193	27.135	195	234
5	1:25.601	30.782		29.872	218	24.947	195	235	12	1:25.237	30.792		29.711	220	24.734	196	233
6	1:24.644	30.576		29.511	221	24.557	196	235	13	1:29.557	30.520		29.753	220	29.284	82	236

ver: 1.0

www.adac.de/motorsport

Page 3/ 4 printed: 27.4.2019 10:09

ADAC Vorteilsprogramm



Audi Sport





ADAC GT Masters

Sector List Qualifying 1

Provisional



Motorsportarena Oschersleben, Length: 3667m

Air temperature: 17.68°C

Track temperature: 14.82°C

Weather condition: Dry

DMSB Reg. Nr.: 113/19

Saturday, April 27, 2019 9:17:00

Lap	Time	SE1	SP1	SE2	SP2	SE3	SP3	TSP	Lap	Time	SE1	SP1	SE2	SP2	SE3	SP3	TSP
7	1:29.884	30.510		30.339	216	29.035	156	236	14	3:05.261	1:01.699		1:01.004	76	1:02.558	53	79

71 Paul, DEU / Reicher, AUT

theoretical besttime: 1:23.746

1	2:34.174	1:25.054		37.277	188	31.843	126		8	1:24.807	30.760		29.358	220	24.689	194	237
2	2:15.228	43.573		38.048	142	53.607	49	142	9	1:23.836	30.402		29.056	223	24.378	194	236
3	7:29.558	6:26.679		35.176	210	27.703	174		10	2:57.616	42.322		1:09.112	65	1:06.182	48	236
4	1:28.671	32.886		31.036	216	24.749	193	225	11	13:08.513	12:12.841		30.918	218	24.754	193	
5	1:24.904	30.915		29.606	221	24.383	194	235	12	1:24.431	30.700		29.443	220	24.288	194	234
6	1:32.472	32.385		32.899	201	27.188	159	236	13	2:55.962	31.105		30.157	202	1:54.700	47	236
7	1:30.223	33.673		31.552	213	24.998	194	208	14	3:03.947	1:01.885		55.482	81	1:06.580	49	66

77 Pommer, DEU / Kirchhöfer, DEU

theoretical besttime: 1:23.350

1	4:29.038	3:22.790		37.293	165	28.955	169		6	1:50.054	30.251		30.665	150	49.138	58	241
2	1:54.280	36.237		32.960	188	45.083	59	198	7	15:46.617	14:51.312		30.362	226	24.943	200	
3	10:09.337	9:09.057		30.822	212	29.458	200		8	1:23.592	30.348		29.078	225	24.166	198	238
4	1:25.187	30.790		29.808	225	24.589	200	239	9	1:23.427	30.246		29.038	228	24.143	201	240
5	1:23.528	30.424		28.987	223	24.117	200	241	10	2:26.872	30.302		49.458	76	1:07.112	29	242

82 Ineichen, CHE / Perera, FRA

theoretical besttime: 1:24.284

1	2:48.625	1:17.133	117	41.622	149	49.870	59		6	15:07.261	14:10.136	178	30.838	215	26.287	192	
2	14:09.700	13:04.880		36.306	206	28.514	187		7	1:25.395	31.140		29.396	219	24.859	193	233
3	1:28.891	32.402		31.129	215	25.360	191	229	8	1:24.524	30.689		29.375	220	24.460	193	234
4	1:34.766	31.139		29.238	219	34.389	192	232	9	2:30.148	30.621		54.398	68	1:05.129	38	234
5	1:55.476	30.745		29.203	221	55.528	41	233									

98 De Sadeleer, CHE / Hasse-Clot, FRA

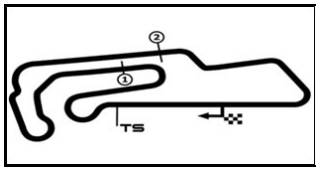
theoretical besttime: 1:24.386

1	4:20.169	2:56.556		37.630	175	45.983	59		7	9:27.674	8:11.799		30.426	216	45.449	59	
2	3:09.873	1:46.033		37.344	163	46.496	59		8	4:21.921	3:26.555		30.262	219	25.104	193	
3	9:18.458	8:15.868		35.271	154	27.319	190		9	1:24.893	30.857		29.455	222	24.581	194	234
4	1:32.277	33.312		31.740	208	27.225	192	199	10	1:24.800	30.906		29.445	219	24.449	196	236
5	1:34.265	32.622		29.843	218	31.800	194	224	11	1:24.386	30.644		29.313	221	24.429	193	237
6	1:49.186	31.076		29.766	220	48.344	59	236	12	2:26.033	32.803		47.355	80	1:05.875	31	235

99 Keilwitz, DEU / Martin, BEL

theoretical besttime: 1:23.947

1	4:59.407	3:35.000		45.666	117	38.741	110		7	8:23.009	6:54.668		35.732	139	52.609	59	
2	2:20.124	44.926		43.386	118	51.812	58	167	8	4:17.160	3:16.687		34.638	172	25.835	194	
3	10:10.538	9:08.186		34.913	177	27.439	192		9	1:24.029	30.531		29.133	221	24.365	195	234
4	1:28.944	32.332		30.197	220	26.415	196	229	10	1:24.739	30.449		29.176	222	25.114	189	236
5	1:31.828	30.490		30.675	190	30.663	161	235	11	1:27.976	32.624		30.265	220	25.087	194	201
6	2:31.254	37.356		52.776	77	1:01.122	57	183	12	2:27.460	30.566		53.104	72	1:03.790	37	235



ADAC GT Masters

Top speed list Qualifying 1

Provisional



Motorsportarena Oschersleben, Length: 3667m

Air temperature: 17.68°C

Track temperature: 14.82°C

Weather condition: Dry

DMSB Reg. Nr.: 113/19

Saturday, April 27, 2019 9:17:00

#	Name (NAT)	Team	Car name	Speed	Lap	Race time
13	David Jahn (DEU)	RWT Racing (AUT)	Corvette C7 GT3	243.79	6	19:58.520
77	Markus Pommer (DEU)	Callaway Competition (DEU)	Corvette C7 GT3	242.15	10	28:11.131
3	Remo Lips (CHE)	Aust Motorsport (DEU)	Audi R8 LMS GT3	240.00	7	19:05.342
14	Nicolai Sylvest (DNK)	MRS GT-Racing (DEU)	BMW M6 GT3	238.93	6	26:12.590
12	Mattia Drudi (ITA)	EFP Car Collection by TECE	Audi R8 LMS GT3	237.36	6	9:00.835
71	Maximilian Paul (DEU)	T3 Motorsport	Audi R8 LMS GT3	237.36	8	18:20.206
98	Hugo De Sadeleer (CHE)	PROpeak Performance	Aston Martin Vantage AMR GT3	237.36	11	26:49.681
28	Ricardo Feller (CHE)	Montaplast by Land-Motorsport (DEU)	Audi R8 LMS GT3	236.84	7	19:29.373
8	Dennis Marschall (DEU)	HCB-Rutronik-Racing	Audi R8 LMS GT3	236.84	7	24:19.283
33	Filip Salaquarda (CZE)	Team ISR (CZE)	Audi R8 LMS GT3	236.84	7	25:59.616
31	Patric Niederhauser (CHE)	HCB-Rutronik-Racing	Audi R8 LMS GT3	236.84	9	27:04.232
11	Elia Erhart (DEU)	EFP Car Collection by TECE	Audi R8 LMS GT3	236.32	6	9:05.209
69	Jan-Erik Slooten (DEU)	Iron Force Racing	Porsche 911 GT3 R	236.32	7	19:10.539
4	Wolfgang Triller (DEU)	Aust Motorsport (DEU)	Audi R8 LMS GT3	236.32	12	19:21.738
99	Daniel Keilwitz (DEU)	PROpeak Performance	Aston Martin Vantage AMR GT3	236.32	10	25:32.482
7	Luca Ludwig (DEU)	HB Racing (AUT)	Ferrari 488 GT3	236.32	8	27:18.586
29	Max Hofer (AUT)	Montaplast by Land-Motorsport (DEU)	Audi R8 LMS GT3	235.80	4	17:00.595
21	Jeroen Bleekemolen (NLD)	Team ZAKSPEED BKK Mobil Oil Racing (DEU)	Mercedes-AMG GT3	235.80	6	19:05.112
25	Jeffrey Schmidt (CHE)	BWT Mücke Motorsport (DEU)	Audi R8 LMS GT3	235.80	4	19:43.356
17	Timo Bernhard (DEU)	KÜS TEAM75 Bernhard (DEU)	Porsche 911 GT3 R	235.80	5	20:59.910
1	Robert Renauer (DEU)	Precote Herberth Motorsport (DEU)	Porsche 911 GT3 R	235.80	7	24:19.372
26	Nikolaj Rogivue (CHE)	BWT Mücke Motorsport (DEU)	Audi R8 LMS GT3	235.80	8	26:20.915
24	Mike David Ortmann (DEU)	BWT Mücke Motorsport (DEU)	Audi R8 LMS GT3	235.29	4	10:05.872
36	Marvin Dienst (DEU)	Schütz Motorsport (DEU)	Mercedes-AMG GT3	235.29	5	14:12.064
48	Philip Ellis (GBR)	MANN-FILTER Team HTP (DEU)	Mercedes-AMG GT3	234.78	6	26:32.029
18	Adrien de Leener (BEL)	KÜS TEAM75 Bernhard (DEU)	Porsche 911 GT3 R	234.78	7	26:37.866
82	Rolf Ineichen (CHE)	ORANGE1 by GRT Grasser (AUT)	Lamborghini Huracan GT3 EVO	234.78	9	28:20.876
19	Michele Beretta (ITA)	ORANGE1 by GRT Grasser (AUT)	Lamborghini Huracan GT3 EVO	234.27	4	19:01.448
20	Kelvin Snoeks (NLD)	Team ZAKSPEED BKK Mobil Oil Racing (DEU)	Mercedes-AMG GT3	233.76	5	17:14.147
63	Christian Engelhart (DEU)	ORANGE1 by GRT Grasser (AUT)	Lamborghini Huracan GT3 EVO	233.76	5	20:19.588
47	Indy Dontje (NLD)	MANN-FILTER Team HTP (DEU)	Mercedes-AMG GT3	232.25	6	26:17.040