

ADAC GT4 Germany

Result List Qualifying 1

Provisional



Motorsportarena Oschersleben, Length: 3667m

Air temperature: 14.06°C

Track temperature: 15.21°C

Weather condition: Wet

DMSB Reg. Nr.: 114/19

Saturday, April 27, 2019 8:00:00

started : 23 classified : 22 not classified : 1

	Drivers	Team	Car	Lap	Best Time	Gap	Diff	Kph	Day Time
1	18 F.Thoma(CHE)/J.Lesoudier(FRA)	PROpeak Performance	AstonMartin VantageAMR(11	1:32.657			142.4	8:25:59
2	7 M.Zug(DEU)/G.Piana(ITA)	RN Vision STS(DEU)	BMW M4 GT4	9	1:32.971	0.314	0.314	141.9	8:26:25
3	99 H.Owega(DEU)/J.Owega(DEU)	GetSpeed Performance	Mercedes-AMG GT4	10	1:33.256	0.599	0.285	141.5	8:26:17
4	2 M.Schrey(DEU)/T.Jäger(AUT)	Hofor Racing by Bonk Motorsport	BMW M4 GT4	10	1:33.315	0.658	0.059	141.4	8:26:13
5	19 J.Viebahn(DEU)(T)/J.Lappalainen(FIN)	PROpeak Performance	AstonMartin VantageAMR(10	1:33.447	0.790	0.132	141.2	8:24:31
6	3 C.Hürtgen(DEU)/M.Fischer(AUT)	Hofor Racing by Bonk Motorsport	BMW M4 GT4	8	1:33.532	0.875	0.085	141.1	8:26:16
7	22 J.Kasperlik(DEU)(T)/L.Kern(DEU)	Team Allied-Racing	Porsche Cayman GT4	11	1:33.709	1.052	0.177	140.8	8:26:17
8	77 T.Heinemann(DEU)/L.Wankmüller(DEU)	HP Racing International(DEU)	Mercedes-AMG GT4	8	1:33.897	1.240	0.188	140.5	8:24:56
9	21 G.van Parijs(BEL)/C.Schöll(AUT)	Team Allied-Racing	Porsche Cayman GT4	8	1:34.136	1.479	0.239	140.2	8:25:08
10	6 M.Lungstrass(DEU)/M.Beckhusen(DEU)	Racing One(DEU)	Audi R8 LMS GT4	8	1:34.180	1.523	0.044	140.1	8:23:32
11	48 L.Trefz(DEU)/M.Haber(AUS)	Leipert Motorsport	Mercedes-AMG GT4	8	1:34.545	1.888	0.365	139.6	8:25:39
12	69 P.Dörr(DEU)/D.Trebing(USA)	Dörr Motorsport	McLaren 570s GT4	8	1:34.897	2.240	0.352	139.1	8:26:10
13	59 F.Martin-Dye(GBR)/T.Krebs(DNK)	Dörr Motorsport	McLaren 570s GT4	7	1:35.760	3.103	0.863	137.8	8:23:19
14	14 S.Grotstollen(DEU)(T)/G.Braun(DEU)(T)	MRS Besagroup Racing	BMW M4 GT4	8	1:35.817	3.160	0.057	137.7	8:25:13
15	66 F.Dziwok(POL)(T)/D.Davidovac(DEU)(T)	HP Racing International(DEU)	Porsche Cayman GT4	8	1:36.240	3.583	0.423	137.1	8:25:15
16	23 L.Kraihamer(AUT)/R.Kofler(AUT)	True Racing	KTM X-Bow GT4	9	1:37.838	5.181	1.598	134.9	8:25:04
17	94 F.von der Laden(DEU)/A.Valente(CHE)	Team GT	McLaren 570s GT4	9	1:37.920	5.263	0.082	134.8	8:25:25
18	11 O.Mayer(DEU)(T)/J.Springob(DEU)	Bremotion	Mercedes-AMG GT4	9	1:38.147	5.490	0.227	134.5	8:25:07
19	33 C.Fagg(GBR)/M.Benyahia(MAR)	Team GT	McLaren 570s GT4	5	1:43.007	10.350	4.860	128.1	8:14:59
20	15 F.Kovac(CRO)(T)/T.Tekaatt(DEU)	MRS Besagroup Racing	BMW M4 GT4	8	1:44.073	11.416	1.066	126.8	8:25:42
21	36 M.Suabo(DEU)(T)/A.Woller(DEU)	Schütz Motorsport(DEU)	Mercedes-AMG GT4	3	1:44.205	11.548	0.132	126.6	8:12:46
22	17 H.Hadergasser(DEU)(T)/H.Still(DEU)	KÜS TEAM75 Bernhard(DEU)	Porsche Cayman GT4	5	1:44.898	12.241	0.693	125.8	8:15:03

Not classified

24 M.Siljehaug(NOR)/E.Angermayr(AUT) Felbermayr Reiter(DEU) KTM X-Bow GT4

Did not start

5 N.Rindlisbacher(CHE)/P.Stalidzane(DEU) Racing One(DEU) Audi R8 LMS GT4

Subject to final scrutineering!

Publication time:

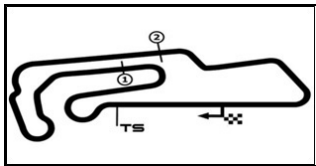
Clerk of the Course: Ralph Bohnhorst

Timekeeper: Steffen Ruhl

ver: 1.0

www.adac.de/motorsport

Page 1/ 1 printed: 27.4.2019 8:40



ADAC GT4 Germany

Sector List Qualifying 1



Provisional

Motorsportarena Oschersleben, Length: 3667m

Air temperature: 14.06°C

Track temperature: 15.21°C

Weather condition: Wet

DMSB Reg. Nr.: 114/19

Saturday, April 27, 2019 8:00:00

Lap	Time	SE1	SP1	SE2	SP2	SE3	SP3	TSP	Lap	Time	SE1	SP1	SE2	SP2	SE3	SP3	TSP
2	Schrey, DEU / Jäger, AUT								theoretical besttime: 1:33.315								
1	2:43.104	1:08.730	101	53.476	105	40.898	128		6	2:27.680	35.357	171	50.618	82	1:01.705	55	193
2	3:04.905	54.696	85	1:01.396	82	1:08.813	46	114	7	3:48.081	2:41.869	167	34.037	198	32.175	177	
3	5:40.287	4:16.782	109	45.536	117	37.969	131		8	1:35.149	34.531	171	32.593	203	28.025	176	207
4	1:59.970	46.184	118	42.674	138	31.112	174	120	9	1:33.812	33.929	170	32.425	203	27.458	176	216
5	1:45.731	36.379	170	37.868	122	31.484	175	197	10	1:33.315	33.736	172	32.382	204	27.197	176	216

3	Hürtgen, DEU / Fischer, AUT								theoretical besttime: 1:33.532								
1	11:26.826	10:03.466	125	44.399	124	38.961	130		5	3:38.142	2:31.345	166	35.173	164	31.624	178	
2	1:56.968	44.760	139	40.306	158	31.902	171	148	6	1:35.283	34.763	170	32.774	203	27.746	176	208
3	1:48.083	37.548	164	39.595	133	30.940	168	195	7	1:34.280	34.123	171	32.495	203	27.662	176	214
4	2:42.011	39.840	122	59.057	77	1:03.114	49	180	8	1:33.532	33.972	172	32.396	203	27.164	177	215

6	Lungstrass, DEU / Beckhusen, DEU								theoretical besttime: 1:34.006								
1	2:28.326	1:11.308	132	43.056	133	33.962	159		6	4:17.669	34.740	171	33.082	202	3:09.847		216
2	3:03.947	50.569	67	1:06.746	72	1:06.632	60	170	7	3:04.139	2:01.279	164	33.801	201	29.059	175	
3	5:45.131	4:33.890	153	40.096	159	31.145	173		8	1:34.180	34.211	172	32.140	202	27.829	175	216
4	1:41.107	37.166	170	34.927	201	29.014	174	190	9	1:34.201	34.136	172	32.335	203	27.730	176	216
5	1:36.823	35.336	172	33.142	201	28.345	175	211									

7	Zug, DEU / Piana, ITA								theoretical besttime: 1:32.971								
1	3:57.752	2:03.083	129	46.084	139	1:08.585	40		6	2:34.721	1:20.415	167	36.648	163	37.658	175	
2	7:22.983	6:07.907	117	42.283	153	32.793	171		7	1:35.517	34.626	171	33.181	201	27.710	175	215
3	1:41.523	37.482	167	34.653	201	29.388	175	181	8	1:33.566	34.080	171	32.467	201	27.019	176	215
4	1:43.139	37.899	166	35.474	201	29.766	175	176	9	1:32.971	33.952	171	32.311	202	26.708	177	216
5	4:21.890	34.939	170	33.103	203	3:13.848		209									

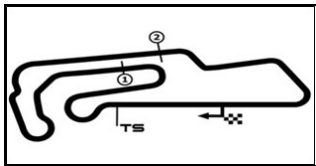
11	Mayer, DEU / Springob, DEU								theoretical besttime: 1:38.056								
1	2:22.583	1:04.000	112	43.126	147	35.457	142		6	2:33.237	37.013	165	36.339	161	1:19.885	29	190
2	2:39.607	47.251	82	52.857	76	59.499	48	152	7	4:23.829	3:18.683	166	35.328	200	29.818	174	
3	6:07.442	4:55.757	144	39.712	183	31.973	169		8	1:39.104	35.691	167	34.381	202	29.032	172	208
4	1:52.077	43.499	162	37.403	194	31.175	171	166	9	1:38.147	35.741	166	34.422	203	27.984	174	207
5	1:50.733	38.280	165	38.460	183	33.993	172	181									

14	Grotstollen, DEU / Braun, DEU								theoretical besttime: 1:35.817								
1	4:30.400	2:26.557	116	59.108	65	1:04.735	52		5	3:24.134	40.900	73	1:09.249	71	1:33.985		172
2	7:18.206	5:57.342	118	47.534	86	33.330	169		6	3:08.052	2:02.279	165	34.327	180	31.446	173	
3	1:53.104	44.048	161	37.394	125	31.662	172	122	7	1:36.603	35.270	169	33.174	197	28.159	175	209
4	1:45.643	40.037	162	34.949	185	30.657	173	167	8	1:35.817	34.877	170	32.967	199	27.973	175	215

15	Kovac, CRO / Tekaat, DEU								theoretical besttime: 1:44.073								
1	3:36.565	1:43.013	114	43.184	150	1:10.368	29		5	3:12.187	46.825	76	1:04.320	75	1:21.042	31	163
2	8:07.526	6:50.436	140	42.643	168	34.447	164		6	3:29.769	2:17.056	151	39.942	168	32.771	169	
3	1:52.523	40.833	160	39.077	187	32.613	169	183	7	1:46.522	37.735	161	37.175	194	31.612	170	203
4	1:52.578	40.938	161	39.018	162	32.622	167	207	8	1:44.073	37.272	162	36.215	188	30.586	171	205

17	Hadergasser, DEU / Still, DEU								theoretical besttime: 1:43.126								
1	2:22.836	1:07.617	144	41.632	176	33.587	134		6	2:37.073	37.490	162	51.890	64	1:07.693	52	211
2	3:03.367	50.995	74	1:04.470	67	1:07.902	52	135	7	3:58.990	2:49.833	161	37.471	188	31.686	171	
3	6:03.396	4:46.461	152	41.320	102	35.615	168		8	1:45.402	37.159	163	37.472	195	30.771	170	209
4	1:47.636	39.732	154	36.772	194	31.132	170	155	9		36.109	165	37.254	194			210
5	1:44.898	37.540	163	37.113	197	30.245	170	211									

18	Thoma, CHE / Lesoudier, FRA								theoretical besttime: 1:32.657								
1	2:09.185	56.143	111	40.048	148	32.994	171		7	3:01.624	47.953	78	59.157	78	1:14.514	33	207
2	2:32.753	37.794	169	54.787	78	1:00.172	58	192	8	2:33.575	1:33.090	172	33.033	201	27.452	176	
3	6:10.580	5:05.278	168	35.435	198	29.867	174		9	1:34.079	34.247	172	32.316	201	27.516	176	212
4	1:38.320	35.797	172	33.783	200	28.740	177	194	10	1:33.522	34.140	171	32.277	201	27.105	177	213
5	1:36.601	35.048	172	33.533	200	28.020	176	199	11	1:32.657	33.890	172	32.078	202	26.689	177	214



ADAC GT4 Germany

Sector List Qualifying 1



Provisional

Motorsportarena Oschersleben, Length: 3667m

Air temperature: 14.06°C

Track temperature: 15.21°C

Weather condition: Wet

DMSB Reg. Nr.: 114/19

Saturday, April 27, 2019 8:00:00

Lap	Time	SE1	SP1	SE2	SP2	SE3	SP3	TSP	Lap	Time	SE1	SP1	SE2	SP2	SE3	SP3	TSP
6	1:35.618	34.815	170	32.935	201	27.868	176	213									

19 Viebahn, DEU / Lappalainen, FIN

theoretical besttime: 1:33.346

1	2:21.692	1:02.035	100	43.802	145	35.855	136		7	2:57.355	46.109	85	49.234	82	1:22.012	25	193
2	2:39.024	46.591	85	53.085	69	59.348	48	148	8	2:25.153	1:22.851	169	34.266	198	28.036	175	
3	5:57.656	4:49.922	143	36.606	193	31.128	171		9	1:34.547	34.365	170	32.665	200	27.517	175	212
4	1:43.231	38.172	154	35.705	197	29.354	172	172	10	1:33.447	33.945	170	32.441	199	27.061	175	213
5	1:41.228	38.070	165	34.506	199	28.652	174	183	11	1:33.473	34.072	168	32.425	200	26.976	175	213
6	1:36.925	34.877	169	33.635	199	28.413	173	207									

21 van Parijs, BEL / Schöll, AUT

theoretical besttime: 1:34.136

1	3:30.182	1:27.110	125	52.750	82	1:10.322	41		5	3:33.677	35.501	168	32.993	204	2:25.183		194
2	7:45.140	6:35.248	158	39.828	172	30.064	171		6	3:51.512	2:47.914	167	33.412	196	30.186	174	
3	1:40.359	37.022	165	34.449	200	28.888	174	201	7	1:34.847	34.777	169	32.693	203	27.377	175	213
4	1:37.655	35.559	168	33.633	201	28.463	173	210	8	1:34.136	34.211	169	32.690	204	27.235	176	214

22 Kasperlik, DEU / Kern, DEU

theoretical besttime: 1:33.709

1	2:21.764	1:05.544	123	41.402	161	34.818	154		7	3:00.694	49.044	101	49.172	75	1:22.478	23	146
2	2:34.065	42.742	90	53.738	83	57.585	58	165	8	2:38.222	1:30.411	158	36.199	146	31.612	177	
3	6:08.492	5:03.792	168	35.486	202	29.214	173		9	1:34.483	34.361	169	32.583	205	27.539	175	217
4	1:38.762	35.208	171	34.617	198	28.937	175	206	10	1:33.862	34.091	169	32.586	205	27.185	176	217
5	1:36.594	35.400	171	32.812	204	28.382	174	192	11	1:33.709	34.081	170	32.492	206	27.136	176	218
6	1:35.429	34.683	170	32.863	204	27.883	176	215									

23 Kraihamer, AUT / Kofler, AUT

theoretical besttime: 1:37.838

1	2:45.065	1:21.798	91	47.030	125	36.237	167		6	2:37.792	36.959	165	58.162	74	1:02.671	50	208
2	3:08.439	1:00.584	71	1:03.271	68	1:04.584	54	68	7	3:51.856	2:43.190	165	37.259	155	31.407	173	
3	5:40.691	4:24.284	122	42.625	133	33.782	169		8	1:40.941	36.143	164	35.174	196	29.624	174	201
4	1:56.773	41.805	138	42.629	130	32.339	172	157	9	1:37.838	35.325	168	34.398	196	28.115	173	211
5	1:43.821	37.654	166	35.708	191	30.459	172	195									

24 Siljehaug, NOR / Angermayr, AUT

theoretical besttime:

1	9:02.712	1:25.955	115	41.652	134	6:55.105	37										
---	----------	----------	------------	---------------	------------	----------	----	--	--	--	--	--	--	--	--	--	--

33 Fagg, GBR / Benyahia, MAR

theoretical besttime: 1:41.502

1	2:27.059	1:12.347	135	40.604	172	34.108	169		4	1:44.837	38.022	166	34.697	187	32.118	174	176
2	3:04.206	51.070	72	1:05.645	71	1:07.491	51	178	5	1:43.007	35.287	172	36.202	187	31.518	169	213
3	5:59.589	4:38.996	123	43.079	104	37.514	172		6								168

36 Suabo, DEU / Woller, DEU

theoretical besttime: 1:44.205

1	3:33.212	1:28.662	81	53.069	69	1:11.481	38		5	4:33.671	38.527	161	37.454	193	3:17.690		186
2	7:27.855	6:19.144	146	37.106	190	31.605	171		6	2:54.806	1:42.927	164	39.162	190	32.717	167	
3	1:44.205	36.908	167	36.165	192	31.132	171	177	7	1:47.322	38.238	162	37.403	191	31.681	168	187
4	1:45.779	37.526	164	37.042	192	31.211	169	183	8	1:48.518	38.560	161	38.664	189	31.294	168	179

48 Trefz, DEU / Haber, AUS

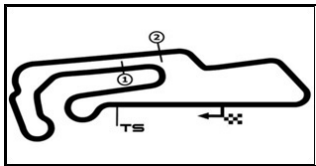
theoretical besttime: 1:34.213

1	4:33.994	2:30.558	103	56.398	68	1:07.038	48		5	3:00.850	44.381	81	59.093	74	1:17.376	31	176
2	7:53.692	6:43.108	147	38.567	170	32.017	168		6	3:39.534	2:36.612	166	34.109	201	28.813	174	
3	1:42.591	38.556	149	35.120	200	28.915	172	180	7	1:35.102	35.034	167	32.780	202	27.288	173	203
4	1:37.639	35.848	168	33.683	201	28.108	173	188	8	1:34.545	34.400	166	33.112	200	27.033	173	215

59 Martin-Dye, GBR / Krebs, DNK

theoretical besttime: 1:34.810

1	4:01.083	2:05.028	114	45.705	125	1:10.350	41		5	3:03.014	39.967	67	1:09.488	77	1:13.559	41	198
2	7:58.360	6:44.964	161	40.471	157	32.925	136		6	3:10.787	2:05.933	169	33.916	189	30.938	175	
3	1:50.801	40.047	167	37.141	76	33.613	175	139	7	1:35.760	34.741	171	33.449	202	27.570	175	213
4	1:38.873	35.658	170	34.177	200	29.038	173	208	8		34.181	169	33.059	201			214



ADAC GT4 Germany

Sector List Qualifying 1

Provisional



Motorsportarena Oschersleben, Length: 3667m

Air temperature: 14.06°C

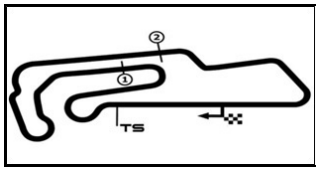
Track temperature: 15.21°C

Weather condition: Wet

DMSB Reg. Nr.: 114/19

Saturday, April 27, 2019 8:00:00

Lap	Time	SE1	SP1	SE2	SP2	SE3	SP3	TSP	Lap	Time	SE1	SP1	SE2	SP2	SE3	SP3	TSP
66	Dziwok, POL / Davidovac, DEU								theoretical besttime: 1:36.240								
1	4:39.835	2:34.676	111	54.103	68	1:11.056	45		5	3:58.592	36.363	166	38.794	124	2:43.435		183
2	6:51.790	5:33.205	120	41.751	104	36.834	168		6	3:02.196	1:57.054	165	34.767	184	30.375	173	
3	1:46.019	39.332	162	35.979	196	30.708	170	168	7	1:38.102	36.804	167	33.312	200	27.986	173	195
4	1:42.035	37.381	165	35.557	200	29.097	171	196	8	1:36.240	35.267	168	33.244	199	27.729	174	212
69	Dörr, DEU / Trebing, USA								theoretical besttime: 1:34.735								
1	12:11.653	10:59.033	93	40.978	147	31.642	171		5	2:40.626	1:37.790	168	34.524	193	28.312	175	
2	1:44.752	37.763	165	34.976	198	32.013	172	193	6	1:36.049	35.361	169	32.977	203	27.711	175	208
3	1:38.243	36.374	166	33.585	201	28.284	169	211	7	1:35.043	34.638	170	32.786	201	27.619	175	214
4	3:08.552	42.751	72	1:04.038	75	1:21.763	34	194	8	1:34.897	34.588	170	32.948	200	27.361	173	213
77	Heinemann, DEU / Wankmüller, DEU								theoretical besttime: 1:33.897								
1	4:21.470	2:19.749	118	54.172	72	1:07.549	50		5	3:05.084	35.274	169	35.160	90	1:54.650		206
2	7:00.616	5:46.594	160	40.804	146	33.218	171		6	3:49.762	2:46.425	166	33.516	203	29.821	175	
3	1:46.820	37.782	166	34.870	176	34.168	173	183	7	1:35.303	34.547	170	33.198	204	27.558	175	216
4	1:42.571	36.346	168	34.069	196	32.156	175	211	8	1:33.897	34.032	170	32.643	203	27.222	175	216
94	von der Laden, DEU / Valente, CHE								theoretical besttime: 1:37.920								
1	2:24.110	1:08.940	132	41.254	180	33.916	167		6	4:27.251	36.058	167	34.833	198	3:16.360		208
2	3:05.768	52.480	75	1:04.847	68	1:08.441	56	126	7	2:58.023	1:50.393	149	37.941	195	29.689	171	
3	5:48.881	4:37.580	157	39.777	157	31.524	169		8	1:39.374	36.076	168	34.307	198	28.991	172	209
4	1:42.489	37.168	166	35.485	198	29.836	170	187	9	1:37.920	35.608	168	34.086	194	28.226	172	201
5	1:40.895	36.804	166	34.829	198	29.262	171	198									
99	Owega, DEU / Owega, DEU								theoretical besttime: 1:33.256								
1	2:29.056	1:13.067	124	41.904	139	34.085	149		6	4:06.065	34.980	169	33.134	169	2:57.951		214
2	3:04.815	51.617	78	1:07.695	75	1:05.503	57	175	7	2:39.843	1:34.821	167	35.349	180	29.673	174	
3	5:49.882	4:35.164	133	40.468	149	34.250	173		8	1:34.997	34.689	170	32.640	203	27.668	175	213
4	1:40.847	36.968	166	34.639	189	29.240	174	192	9	1:34.125	34.348	169	32.362	204	27.415	176	217
5	1:43.962	35.836	167	36.841	165	31.285	174	203	10	1:33.256	33.905	170	32.231	204	27.120	176	218



ADAC GT4 Germany

Top speed list Qualifying 1

Provisional



Motorsportarena Oschersleben, Length: 3667m

Air temperature: 14.06°C

Track temperature: 15.21°C

Weather condition: Wet

DMSB Reg. Nr.: 114/19

Saturday, April 27, 2019 8:00:00

#	Name (NAT)	Team	Car name	Speed	Lap	Race time
22	Jan Kasperlik (DEU)	Team Allied-Racing	Porsche Cayman GT4	218.62	11	14:56.182
99	Hamza Owega (DEU)	GetSpeed Performance	Mercedes-AMG GT4	218.62	10	14:57.415
2	Michael Schrey (DEU)	Hofer Racing by Bonk Motorsport	BMW M4 GT4	216.43	9	13:18.758
77	Tim Heinemann (DEU)	HP Racing International (DEU)	Mercedes-AMG GT4	216.43	8	13:35.482
6	Markus Lungstrass (DEU)	Racing One (DEU)	Audi R8 LMS GT4	216.43	9	13:45.193
7	Marius Zug (DEU)	RN Vision STS (DEU)	BMW M4 GT4	216.43	9	15:04.943
14	Stepan Grotstollen (DEU)	MRS Besagroup Racing	BMW M4 GT4	215.13	8	13:50.033
48	Luca-Sandro Trefz (DEU)	Leipert Motorsport	Mercedes-AMG GT4	215.13	8	14:17.297
3	Claudia Hürtgen (DEU)	Hofer Racing by Bonk Motorsport	BMW M4 GT4	215.13	8	14:55.434
69	Phil Dörr (DEU)	Dörr Motorsport	McLaren 570s GT4	214.71	7	13:13.761
18	Florian Thoma (CHE)	PROpeak Performance	Aston Martin Vantage AMR GT4	214.71	11	14:39.727
59	Fred Martin-Dye (GBR)	Dörr Motorsport	McLaren 570s GT4	214.28	8	13:32.539
21	Glenn van Parijs (BEL)	Team Allied-Racing	Porsche Cayman GT4	214.28	8	13:47.243
19	Jörg Viebahn (DEU)	PROpeak Performance	Aston Martin Vantage AMR GT4	213.43	10	13:10.723
33	Charlie Fagg (GBR)	Team GT	McLaren 570s GT4	213.01	5	7:10.045
66	Franz Dziwok (POL)	HP Racing International (DEU)	Porsche Cayman GT4	212.18	8	13:52.503
17	Horst Hadergasser (DEU)	KÜS TEAM75 Bernhard (DEU)	Porsche Cayman GT4	211.76	6	8:56.557
23	Laura Kraihamer (AUT)	True Racing	KTM X-Bow GT4	211.35	9	13:39.345
94	Felix von der Laden (DEU)	Team GT	McLaren 570s GT4	209.30	8	12:21.439
11	Oliver Mayer (DEU)	Bremotion	Mercedes-AMG GT4	208.49	8	12:03.385
15	Franjo Kovac (CRO)	MRS Besagroup Racing	BMW M4 GT4	207.69	4	7:31.098
36	Markus Suabo (DEU)	Schütz Motorsport (DEU)	Mercedes-AMG GT4	187.17	7	12:13.752