

ADAC GT Masters

Result List Free Practice 2



Provisional

Motorsportarena Oschersleben, Length: 3667m

Air temperature: 14.28°C

Track temperature: 19.26°C

Weather condition: Dry

DMSB Reg. Nr.: 113/19

Friday, April 26, 2019 16:20:00

started : 31 classified : 31 not classified : 0

	Drivers	Team	Car	Lap	Best Time	Gap	Diff	Kph	Day Time
1	33 F.Salaquarda(CZE)/F.Stippler(DEU)	Team ISR(CZE)	Audi R8 LMS GT3	20	1:24.537			156.1	17:03:40
2	17 T.Bernhard(DEU)/K.Bachler(AUT)	KÜS TEAM75 Bernhard(DEU)	Porsche 911 GT3 R	21	1:24.681	0.144	0.144	155.8	17:08:32
3	31 P.Niederhauser(CHE)/K.van der Linde(ZAF)	HCB-Rutronik-Racing	Audi R8 LMS GT3	25	1:24.818	0.281	0.137	155.6	17:14:11
4	99 D.Keilwitz(DEU)/M.Martin(BEL)	PROpeak Performance	AstonMartin VantageAMR(10	1:24.828	0.291	0.010	155.6	16:41:34
5	14 N.Sylvest(DNK)/J.Klingmann(DEU)	MRS GT-Racing(DEU)	BMW M6 GT3	24	1:24.950	0.413	0.122	155.3	17:05:20
6	47 I.Dontje(NLD)/M.Götz(DEU)	MANN-FILTER Team HTP(DEU)	Mercedes-AMG GT3	19	1:24.957	0.420	0.007	155.3	16:53:20
7	77 M.Pommer(DEU)/M.Kirchhöfer(DEU)	Callaway Competition(DEU)	Corvette C7 GT3	7	1:24.967	0.430	0.010	155.3	16:34:35
8	82 R.Ineichen(CHE)(T)/F.Perera(FRA)	ORANGE1 by GRT Grasser(AUT)	LamborghiniHuracanGT3E	3	1:24.970	0.433	0.003	155.3	16:26:29
9	13 D.Jahn(DEU)/S.Barth(DEU)(T)	RWT Racing(AUT)	Corvette C7 GT3	7	1:24.971	0.434	0.001	155.3	16:34:19
10	18 A.de Leener(BEL)/M.Caioli(ITA)	KÜS TEAM75 Bernhard(DEU)	Porsche 911 GT3 R	4	1:25.018	0.481	0.047	155.2	16:26:35
11	63 C.Engelhart(DEU)/M.Bortolotti(ITA)	ORANGE1 by GRT Grasser(AUT)	LamborghiniHuracanGT3E	8	1:25.122	0.585	0.104	155.0	17:09:08
12	25 J.Schmidt(CHE)/C.Haase(DEU)	BWT Mücke Motorsport(DEU)	Audi R8 LMS GT3	4	1:25.147	0.610	0.025	155.0	16:27:16
13	71 M.Paul(DEU)/S.Reicher(AUT)	T3 Motorsport	Audi R8 LMS GT3	31	1:25.275	0.738	0.128	154.8	17:14:47
14	1 R.Renauer(DEU)/T.Preining(AUT)	Precote Herberth Motorsport(DEU)	Porsche 911 GT3 R	4	1:25.319	0.782	0.044	154.7	16:28:30
15	12 M.Drudi(ITA)/F.Spengler(DEU)	EFP Car Collection by TECE	Audi R8 LMS GT3	28	1:25.331	0.794	0.012	154.7	17:14:42
16	19 M.Beretta(ITA)/M.Mapelli(ITA)	ORANGE1 by GRT Grasser(AUT)	LamborghiniHuracanGT3E	5	1:25.367	0.830	0.036	154.6	16:28:21
17	24 M.Ortmann(DEU)/M.Winkelhock(DEU)	BWT Mücke Motorsport(DEU)	Audi R8 LMS GT3	4	1:25.390	0.853	0.023	154.5	16:26:48
18	36 A.Read(AUS)/M.Dienst(DEU)	Schütz Motorsport(DEU)	Mercedes-AMG GT3	4	1:25.421	0.884	0.031	154.5	16:26:32
19	26 N.Rogivue(CHE)/S.Mücke(DEU)	BWT Mücke Motorsport(DEU)	Audi R8 LMS GT3	21	1:25.520	0.983	0.099	154.3	17:09:16
20	8 D.Marschall(DEU)/C.Schreiner(DEU)	HCB-Rutronik-Racing	Audi R8 LMS GT3	9	1:25.591	1.054	0.071	154.2	16:42:13
21	11 E.Erhart(DEU)/P.Kaffer(DEU)	EFP Car Collection by TECE	Audi R8 LMS GT3	25	1:25.595	1.058	0.004	154.2	17:10:04
22	7 L.Ludwig(DEU)/S.Asch(DEU)	HB Racing(AUT)	Ferrari 488 GT3	4	1:25.613	1.076	0.018	154.1	16:26:41
23	29 M.Hofer(AUT)/C.Mies(DEU)	MontaplastbyLand-Motorsport(DEU)	Audi R8 LMS GT3	4	1:25.721	1.184	0.108	154.0	16:27:06
24	28 R.Feller(CHE)/D.Vanthoor(BEL)	MontaplastbyLand-Motorsport(DEU)	Audi R8 LMS GT3	3	1:25.738	1.201	0.017	153.9	16:26:26
25	98 H.De Sadeleer(CHE)/V.Hasse-Clot(FRA)	PROpeak Performance	AstonMartin VantageAMR(4	1:25.793	1.256	0.055	153.8	16:26:35
26	3 R.Lips(CHE)(T)/M.Hackländer(DEU)	Aust Motorsport(DEU)	Audi R8 LMS GT3	9	1:26.088	1.551	0.295	153.3	16:34:28
27	21 J.Bleekemolen(NLD)/J.Eriksson(SWE)	TeamZAKSPEEDBKKMobilOilRacing	Mercedes-AMG GT3	3	1:26.247	1.710	0.159	153.0	16:28:30
28	48 P.Ellis(GBR)/F.Vettel(DEU)	MANN-FILTER Team HTP(DEU)	Mercedes-AMG GT3	15	1:26.511	1.974	0.264	152.5	16:56:28
29	69 J.Slooten(DEU)(T)/L.Luhr(DEU)	Iron Force Racing	Porsche 911 GT3 R	4	1:26.592	2.055	0.081	152.4	16:26:40
30	20 K.Snoeks(NLD)/M.Wishofer(AUT)	TeamZAKSPEEDBKKMobilOilRacing	Mercedes-AMG GT3	3	1:26.906	2.369	0.314	151.9	16:29:18
31	4 W.Triller(DEU)(T)/A.Hoti(DEU)	Aust Motorsport(DEU)	Audi R8 LMS GT3	4	1:38.971	14.434	12.065	133.3	16:31:59

Subject to final scrutineering!

Publication time:	Clerk of the Course: Ralph Bohnhorst	Timekeeper: Steffen Ruhl
-------------------	--------------------------------------	--------------------------

ver: 1.0

www.adac.de/motorsport

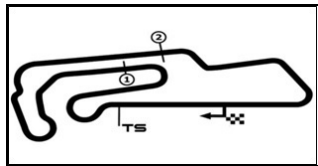
Page 1/ 1 printed: 26.4.2019 17:25

ADAC Vorteilsprogramm



Audi Sport





ADAC GT Masters

Sector List Free Practice 2

Provisional



Motorsportarena Oschersleben, Length: 3667m

Air temperature: 14.28°C

Track temperature: 19.26°C

Weather condition: Dry

DMSB Reg. Nr.: 113/19

Friday, April 26, 2019 16:20:00

Lap	Time	SE1	SP1	SE2	SP2	SE3	SP3	TSP	Lap	Time	SE1	SP1	SE2	SP2	SE3	SP3	TSP
20	Snoeks, NLD / Wishofer, AUT								theoretical besttime: 1:26.581								
1	6:03.868	5:02.927	170	31.519	216	29.422	186		5	1:26.995	31.741	183	30.038	219	25.216	187	224
2	1:28.271	31.982	183	30.638	218	25.651	186	224	6	1:28.907	32.404	179	30.214	219	26.289	170	225
3	1:26.906	31.458	184	29.926	219	25.522	187	225	7	1:59.047	40.938	167	34.098	194	44.011	59	144
4	1:27.134	31.439	184	30.287	218	25.408	187	225									

21	Bleekemolen, NLD / Eriksson, SWE								theoretical besttime: 1:26.143								
1	5:16.992	4:14.419	148	35.453	219	27.120	188		4	1:26.378	31.353	187	29.757	224	25.268	190	230
2	1:27.853	32.226	185	30.340	222	25.287	190	226	5	1:49.761	31.463	187	32.416	167	45.882	59	228
3	1:26.247	31.393	187	29.821	223	25.033	191	229									

24	Ortmann, DEU / Winkelhock, DEU								theoretical besttime: 1:25.184								
1	2:08.557	59.836	139	36.576	132	32.145	189		14	1:26.899	31.698	183	30.031	222	25.170	191	228
2	1:29.514	31.693	185	30.528	221	27.293	190	226	15	1:26.556	31.488	185	29.955	224	25.113	188	230
3	1:25.752	31.475	186	29.659	222	24.618	188	228	16	1:26.521	31.418	185	30.070	221	25.033	191	228
4	1:25.390	31.101	185	29.465	223	24.824	188	227	17	1:26.858	31.600	183	30.071	222	25.187	191	230
5	1:25.685	31.270	186	29.635	222	24.780	189	227	18	1:26.711	31.472	185	30.151	222	25.088	190	231
6	1:49.147	31.200	185	33.429	208	44.518	58	228	19	1:26.312	31.251	186	29.890	222	25.171	187	228
7	7:37.066	6:36.532	183	34.930	221	25.604	189		20	1:44.178	31.571	186	30.095	222	42.512	58	227
8	1:26.062	31.453	186	29.698	222	24.911	187	226	21	5:35.289	4:39.339	183	30.663	220	25.287	190	
9	1:27.625	31.328	186	29.626	223	26.671	190	226	22	1:26.386	31.445	186	29.903	222	25.038	191	229
10	1:25.469	31.177	185	29.490	224	24.802	189	228	23	1:26.253	31.395	185	29.903	222	24.955	191	229
11	1:25.460	31.165	185	29.638	223	24.657	188	227	24	1:26.492	31.360	185	30.066	223	25.066	191	229
12	1:47.726	31.268	185	31.698	217	44.760	58	227	25	1:26.555	31.412	186	30.097	222	25.046	192	229
13	7:43.032	6:47.029	183	30.518	221	25.485	190		26	1:47.098	31.351	186	30.135	222	45.612	58	231

25	Schmidt, CHE / Haase, DEU								theoretical besttime: 1:25.045								
1	2:37.215	1:37.151	123	33.519	209	26.545	189		13	1:28.440	31.924	184	30.992	218	25.524	190	227
2	1:29.382	31.965	185	30.508	221	26.909	191	228	14	1:29.515	31.637	185	30.978	220	26.900	191	229
3	1:25.560	31.172	186	29.572	223	24.816	190	228	15	1:26.496	31.543	186	29.950	223	25.003	189	231
4	1:25.147	30.974	187	29.582	223	24.591	190	229	16	1:26.158	31.350	187	29.566	224	25.242	191	229
5	1:25.420	30.989	185	29.480	224	24.951	191	230	17	1:25.911	31.328	186	29.571	224	25.012	190	230
6	1:26.594	31.152	184	29.876	223	25.566	190	231	18	1:44.313	31.444	185	29.939	223	42.930	58	230
7	1:44.292	31.171	186	30.167	223	42.954	58	228	19	2:56.379	1:43.936	185	30.020	222	42.423	58	
8	10:42.670	9:42.847	182	32.923	163	26.900	188		20	2:53.485	1:39.757	185	30.973	223	42.755	58	
9	1:27.097	31.396	185	29.917	223	25.784	190	226	21	3:36.731	2:41.889	184	29.851	223	24.991	190	
10	1:25.985	31.316	186	29.707	224	24.962	191	228	22	1:26.007	31.363	185	29.658	224	24.986	190	230
11	1:45.054	31.596	186	30.592	222	42.866	58	230	23	1:43.870	31.228	186	29.769	224	42.873	55	229
12	8:40.388	7:40.988	115	33.467	219	25.933	190										

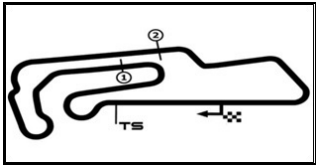
26	Rogivue, CHE / Mücke, DEU								theoretical besttime: 1:25.487								
1	2:55.884	1:50.566	153	36.568	175	28.750	183		14	1:26.730	31.755	184	29.938	223	25.037	191	229
2	1:33.304	34.721	182	32.147	208	26.436	186	191	15	1:26.477	31.517	184	29.873	222	25.087	192	230
3	1:29.042	32.717	183	30.404	221	25.921	188	225	16	1:26.168	31.427	185	29.833	224	24.908	192	231
4	1:38.073	34.884	146	33.971	174	29.218	189	196	17	1:43.903	31.431	185	29.881	223	42.591	58	231
5	1:27.288	31.771	185	29.939	221	25.578	191	228	18	7:23.677	6:27.783	183	30.555	221	25.339	190	
6	1:26.326	31.523	186	29.806	224	24.997	188	230	19	1:26.429	31.563	185	29.894	222	24.972	192	228
7	1:25.841	31.288	187	29.626	224	24.927	188	227	20	1:26.203	31.523	185	29.801	222	24.879	191	231
8	1:54.710	32.148	184	31.349	223	51.213	48	228	21	1:25.520	31.231	186	29.556	224	24.733	191	230
9	11:27.847	10:29.635	172	32.261	219	25.951	188		22	1:25.608	31.198	186	29.629	223	24.781	190	231
10	1:28.198	32.260	185	30.374	221	25.564	190	226	23	1:25.731	31.237	186	29.630	224	24.864	191	229
11	1:30.677	33.155	183	32.055	220	25.467	191	228	24	1:44.536	31.437	184	29.762	220	43.337	58	230
12	1:27.151	31.800	185	30.133	220	25.218	190	229	25	2:54.254	1:40.656	184	30.364	223	43.234	58	
13	1:27.388	31.570	185	29.914	222	25.904	190	228	26	3:05.158	1:46.142	185	30.595	222	48.421	45	

28	Feller, CHE / Vanthoor, BEL								theoretical besttime: 1:25.517								
1	3:10.691	2:11.987	177	32.534	215	26.170	189		13	1:25.897	31.187	187	29.761	223	24.949	192	228
2	1:30.879	32.524	184	30.140	217	28.215	189	226	14	1:44.306	31.930	183	30.134	223	42.242	58	231
3	1:25.738	31.201	185	29.735	224	24.802	189	228	15	6:36.751	5:42.072	182	29.874	221	24.805	189	
4	1:26.140	31.215	184	29.544	223	25.381	191	228	16	1:26.047	31.272	186	29.762	222	25.013	190	227
5	1:29.203	31.239	185	31.116	154	26.848	189	231	17	1:43.355	31.207	187	29.873	219	42.275	58	228

ver: 1.0

www.adac.de/motorsport

Page 4 / 8 printed: 26.4.2019 17:25



ADAC GT Masters

Sector List Free Practice 2

Provisional



Motorsportarena Oschersleben, Length: 3667m

Air temperature: 14.28°C

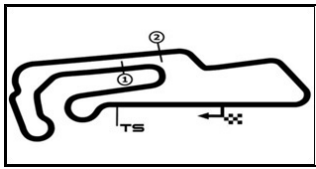
Track temperature: 19.26°C

Weather condition: Dry

DMSB Reg. Nr.: 113/19

Friday, April 26, 2019 16:20:00

Lap	Time	SE1	SP1	SE2	SP2	SE3	SP3	TSP	Lap	Time	SE1	SP1	SE2	SP2	SE3	SP3	TSP
11	1:25.280	30.892	186	29.434	225	24.954	190	229	26	1:26.073	31.372	186	29.745	222	24.956	189	230
12	1:42.736	31.085	185	29.753	224	41.898	59	229	27	1:25.588	31.085	188	29.639	222	24.864	192	229
13	2:40.906	1:45.509	185	30.193	222	25.204	191		28	1:25.245	30.931	186	29.453	224	24.861	191	230
14	1:27.864	31.314	186	29.948	222	26.602	190	231	29	1:43.528	30.925	187	29.804	223	42.799	56	229
15	1:25.838	31.381	186	29.612	223	24.845	190	228									



ADAC GT Masters

Top speed list Free Practice 2



Provisional

Motorsportarena Oschersleben, Length: 3667m

Air temperature: 14.28°C

Track temperature: 19.26°C

Weather condition: Dry

DMSB Reg. Nr.: 113/19

Friday, April 26, 2019 16:20:00

#	Name (NAT)	Team	Car name	Speed	Lap	Race time
13	David Jahn (DEU)	RWT Racing (AUT)	Corvette C7 GT3	239.46	14	27:19.188
77	Markus Pommer (DEU)	Callaway Competition (DEU)	Corvette C7 GT3	237.88	18	34:37.408
14	Jens Klingmann (DEU)	MRS GT-Racing (DEU)	BMW M6 GT3	235.80	16	27:54.429
31	Patric Niederhauser (CHE)	HCB-Rutronik-Racing	Audi R8 LMS GT3	233.76	26	53:56.899
33	Filip Salaquarda (CZE)	Team ISR (CZE)	Audi R8 LMS GT3	233.26	5	7:32.794
71	Maximilian Paul (DEU)	T3 Motorsport	Audi R8 LMS GT3	233.26	32	54:33.394
29	Christopher Mies (DEU)	Montaplast by Land-Motorsport (DEU)	Audi R8 LMS GT3	232.75	6	8:18.404
11	Pierre Kaffer (DEU)	EFP Car Collection by TECE	Audi R8 LMS GT3	232.75	11	20:13.712
12	Florian Spengler (DEU)	EFP Car Collection by TECE	Audi R8 LMS GT3	232.75	29	54:28.251
17	Klaus Bachler (AUT)	KÜS TEAM75 Bernhard (DEU)	Porsche 911 GT3 R	232.25	5	6:23.964
48	Fabian Vettel (DEU)	MANN-FILTER Team HTP (DEU)	Mercedes-AMG GT3	232.25	17	37:40.490
98	Hugo De Sadeleer (CHE)	PROpeak Performance	Aston Martin Vantage AMR GT3	232.25	19	38:26.543
28	Dries Vanthoor (BEL)	Montaplast by Land-Motorsport (DEU)	Audi R8 LMS GT3	231.75	5	7:38.543
3	Remo Lips (CHE)	Aust Motorsport (DEU)	Audi R8 LMS GT3	231.75	6	8:25.257
26	Nikolaj Rogivue (CHE)	BWT Mücke Motorsport (DEU)	Audi R8 LMS GT3	231.75	16	34:10.005
25	Christopher Haase (DEU)	BWT Mücke Motorsport (DEU)	Audi R8 LMS GT3	231.75	15	38:37.835
36	Aidan Read (AUS)	Schütz Motorsport (DEU)	Mercedes-AMG GT3	231.26	6	7:44.369
1	Thomas Preining (AUT)	Precote Herberth Motorsport (DEU)	Porsche 911 GT3 R	231.26	5	8:16.634
99	Daniel Keilwitz (DEU)	PROpeak Performance	Aston Martin Vantage AMR GT3	231.26	14	27:09.349
24	Mike David Ortmann (DEU)	BWT Mücke Motorsport (DEU)	Audi R8 LMS GT3	231.26	18	38:28.403
8	Carrie Schreiner (DEU)	HCB-Rutronik-Racing	Audi R8 LMS GT3	231.26	24	45:54.778
63	Christian Engelhart (DEU)	ORANGE1 by GRT Grasser (AUT)	Lamborghini Huracan GT3 EVO	231.26	13	54:37.565
21	Jeroen Bleekemolen (NLD)	Team ZAKSPEED BKK Mobil Oil Racing (DEU)	Mercedes-AMG GT3	230.76	4	8:16.171
19	Marco Mapelli (ITA)	ORANGE1 by GRT Grasser (AUT)	Lamborghini Huracan GT3 EVO	230.76	22	38:52.614
7	Luca Ludwig (DEU)	HB Racing (AUT)	Ferrari 488 GT3	230.27	3	3:36.620
82	Franck Perera (FRA)	ORANGE1 by GRT Grasser (AUT)	Lamborghini Huracan GT3 EVO	230.27	5	7:43.759
47	Maximilian Götz (DEU)	MANN-FILTER Team HTP (DEU)	Mercedes-AMG GT3	230.27	16	27:21.373
18	Matteo Cairoli (ITA)	KÜS TEAM75 Bernhard (DEU)	Porsche 911 GT3 R	229.78	36	54:17.701
69	Jan-Erik Slooten (DEU)	Iron Force Racing	Porsche 911 GT3 R	229.29	4	4:59.393
20	Kelvin Snoeks (NLD)	Team ZAKSPEED BKK Mobil Oil Racing (DEU)	Mercedes-AMG GT3	225.00	3	7:37.367
4	Arlind Hoti (DEU)	Aust Motorsport (DEU)	Audi R8 LMS GT3	223.14	5	11:45.702