

ADAC GT Masters

Result List Free Practice Trophy



Provisional

Motorsportarena Oschersleben, Length: 3667m
 Air temperature: 17.94°C
 Track temperature: 28.09°C
 Weather condition: Dry

DMSB Reg. Nr.: 113/19

Friday, April 26, 2019 13:00:00

started : 16 classified : 16 not classified : 0

	Drivers	Team	Car	Lap	Best Time	Gap	Diff	Kph	Day Time
1	12 M.Drudi(ITA)/F.Spengler(DEU)	EFP Car Collection by TECE	Audi R8 LMS GT3	8	1:24.263			156.6	13:19:05
2	28 R.Feller(CHE)/D.Vanthoor(BEL)	MontaplastbyLand-Motorsport(DEU)	Audi R8 LMS GT3	4	1:24.401	0.138	0.138	156.4	13:20:10
3	82 R.Ineichen(CHE)(T)/F.Perera(FRA)	ORANGE1 by GRT Grasser(AUT)	LamborghiniHuracanGT3E	5	1:24.444	0.181	0.043	156.3	13:22:53
4	48 P.Ellis(GBR)/F.Vettel(DEU)	MANN-FILTER Team HTP(DEU)	Mercedes-AMG GT3	5	1:24.783	0.520	0.339	155.7	13:16:18
5	25 J.Schmidt(CHE)/C.Haase(DEU)	BWT Mücke Motorsport(DEU)	Audi R8 LMS GT3	4	1:24.869	0.606	0.086	155.5	13:12:35
6	29 M.Hofer(AUT)/C.Mies(DEU)	MontaplastbyLand-Motorsport(DEU)	Audi R8 LMS GT3	6	1:25.063	0.800	0.194	155.1	13:24:21
7	36 A.Read(AUS)/M.Dienst(DEU)	Schütz Motorsport(DEU)	Mercedes-AMG GT3	5	1:25.088	0.825	0.025	155.1	13:19:51
8	8 D.Marschall(DEU)/C.Schreiner(DEU)	HCB-Rutronik-Racing	Audi R8 LMS GT3	4	1:25.125	0.862	0.037	155.0	13:11:11
9	24 M.Ortmann(DEU)/M.Winkelhock(DEU)	BWT Mücke Motorsport(DEU)	Audi R8 LMS GT3	7	1:25.127	0.864	0.002	155.0	13:16:05
10	13 D.Jahn(DEU)/S.Barth(DEU)(T)	RWT Racing(AUT)	Corvette C7 GT3	4	1:25.220	0.957	0.093	154.9	13:10:54
11	19 M.Beretta(ITA)/M.Mapelli(ITA)	ORANGE1 by GRT Grasser(AUT)	LamborghiniHuracanGT3E	9	1:25.425	1.162	0.205	154.5	13:20:52
12	69 J.Slooten(DEU)(T)/L.Luhr(DEU)	Iron Force Racing	Porsche 911 GT3 R	5	1:26.221	1.958	0.796	153.1	13:11:21
13	98 H.De Sadeleer(CHE)/V.Hasse-Clot(FRA)	PROpeak Performance	AstonMartin VantageAMR	7	1:26.274	2.011	0.053	153.0	13:30:26
14	71 M.Paul(DEU)/S.Reicher(AUT)	T3 Motorsport	Audi R8 LMS GT3	7	1:26.325	2.062	0.051	152.9	13:28:46
15	20 K.Snoeks(NLD)/M.Wishofer(AUT)	TeamZAKSPEEDBKKMobilOilRacing	Mercedes-AMG GT3	4	1:26.374	2.111	0.049	152.8	13:17:28
16	3 R.Lips(CHE)(T)/M.Hackländer(DEU)	Aust Motorsport(DEU)	Audi R8 LMS GT3	8	1:26.570	2.307	0.196	152.4	13:19:23

Subject to final scrutineering!

Publication time:	Clerk of the Course: Ralph Bohnhorst	Timekeeper: Steffen Ruhl
-------------------	--------------------------------------	--------------------------

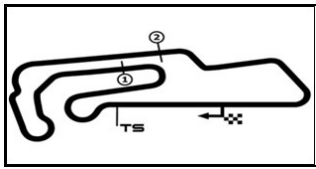
ver: 1.0

www.adac.de/motorsport

Page 1/ 1 printed: 26.4.2019 13:33

ADAC Vorteilsprogramm





ADAC GT Masters

Sector List Free Practice Trophy



Provisional

Motorsportarena Oschersleben, Length: 3667m

Air temperature: 17.94°C

Track temperature: 28.09°C

Weather condition: Dry

DMSB Reg. Nr.: 113/19

Friday, April 26, 2019 13:00:00

Lap	Time	SE1	SP1	SE2	SP2	SE3	SP3	TSP	Lap	Time	SE1	SP1	SE2	SP2	SE3	SP3	TSP
3 Lips, CHE / Hackländer, DEU									theoretical besttime: 1:26.397								
1	9:11.767	8:08.828	172	35.323	194	27.616	185		8	1:26.570	31.446	184	29.996	222	25.128	191	231
2	1:30.157	32.968	183	31.316	220	25.873	190	225	9	1:26.956	31.569	184	30.067	223	25.320	190	230
3	1:27.434	31.674	183	30.107	222	25.653	191	229	10	1:49.175	31.568	185	31.005	190	46.602	55	229
4	1:26.713	31.491	184	29.898	222	25.324	189	229	11	3:10.134	2:13.013	182	31.469	221	25.652	190	
5	1:26.649	31.556	183	30.040	221	25.053	191	227	12	1:33.253	32.333	184	34.297	210	26.623	190	228
6	1:27.268	31.506	181	30.269	221	25.493	191	229	13	1:27.787	31.897	185	30.412	222	25.478	190	229
7	1:26.707	31.580	185	30.041	223	25.086	191	229	14	1:26.796	31.611	185	29.982	222	25.203	190	229

Lap	Time	SE1	SP1	SE2	SP2	SE3	SP3	TSP	Lap	Time	SE1	SP1	SE2	SP2	SE3	SP3	TSP
8 Marschall, DEU / Schreiner, DEU									theoretical besttime: 1:24.944								
1	6:52.972	5:51.539	161	34.450	213	26.983	183		8	1:29.656	32.360	183	30.990	219	26.306	188	228
2	1:27.309	31.993	183	30.308	220	25.008	189	224	9	1:29.927	32.566	183	31.313	219	26.048	187	228
3	1:25.272	31.097	185	29.405	220	24.770	190	228	10	1:29.576	32.506	183	31.123	220	25.947	189	226
4	1:25.125	31.065	184	29.415	222	24.645	190	229	11	1:28.808	32.324	184	30.785	220	25.699	189	225
5	1:25.238	30.894	184	29.638	221	24.706	190	229	12	1:46.649	32.214	184	30.906	221	43.529	58	226
6	1:43.067	31.139	183	29.618	221	42.310	58	229	13	3:06.678	1:46.632	156	34.690	197	45.356	58	
7	3:25.029	2:23.599	179	33.569	193	27.861	187										

Lap	Time	SE1	SP1	SE2	SP2	SE3	SP3	TSP	Lap	Time	SE1	SP1	SE2	SP2	SE3	SP3	TSP
12 Drudi, ITA / Spengler, DEU									theoretical besttime: 1:26.401								
1	6:14.972			5:49.811	220	25.161	189		8	1:24.263				222	24.336	192	230
2	1:27.502				222	26.140	190	227	9	1:32.184	31.244	184	30.821	222	30.119	190	231
3	1:26.284				221	24.944	190	228	10	1:25.056				223	24.518	190	227
4	1:44.202				222	43.221	58	229	11	1:45.565				221	43.288	58	229
5	3:55.369				217	26.234	185		12	2:54.850				222	42.623	58	
6	1:27.151				222	24.684	191	224	13	2:56.077				222	43.257	58	
7	1:25.013				222	24.599	191	228									

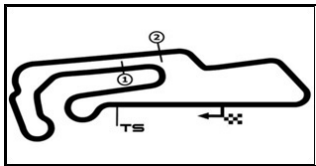
Lap	Time	SE1	SP1	SE2	SP2	SE3	SP3	TSP	Lap	Time	SE1	SP1	SE2	SP2	SE3	SP3	TSP
13 Jahn, DEU / Barth, DEU									theoretical besttime: 1:25.219								
1	6:36.536	5:39.951	184	31.276	225	25.309	194		7	2:03.729	47.668	182	32.730	225	43.331	59	233
2	1:25.938	31.429	190	29.693	225	24.816	196	232	8	3:18.708	2:23.443	188	30.345	228	24.920	196	
3	1:25.789	30.981	191	29.593	228	25.215	196	234	9	1:25.814				228	24.741	196	234
4	1:25.220	30.982	190	29.570	232	24.668	197	234	10	1:25.756				229	24.739	196	235
5	1:44.554	31.826	191	30.125	228	42.603	59	235	11	1:45.496	31.610	190	31.637	219	42.249	59	234
6	3:09.217	2:14.346	189	30.022	228	24.849	196										

Lap	Time	SE1	SP1	SE2	SP2	SE3	SP3	TSP	Lap	Time	SE1	SP1	SE2	SP2	SE3	SP3	TSP
19 Beretta, ITA / Mapelli, ITA									theoretical besttime: 1:25.179								
1	6:19.194	5:19.703	178	30.661	220	28.830	188		6	1:26.731	31.284	183	30.109	223	25.338	190	226
2	1:29.765	31.567	184	29.883	221	28.315	189	226	7	1:25.557	30.994	184	29.821	221	24.742	191	227
3	1:55.382	38.196	163	33.950	219	43.236	58	226	8	1:37.027	33.017	175	37.044	140	26.966	190	229
4	3:42.418	2:39.575	140	35.237	182	27.606	154		9	1:25.425	31.112	184	29.593	224	24.720	190	228
5	1:30.224	34.328	182	30.607	219	25.289	187	185	10	1:46.258	30.866	186	29.760	220	45.632	55	228

Lap	Time	SE1	SP1	SE2	SP2	SE3	SP3	TSP	Lap	Time	SE1	SP1	SE2	SP2	SE3	SP3	TSP
20 Snoeks, NLD / Wishofer, AUT									theoretical besttime: 1:25.941								
1	13:04.698	12:01.258	155	35.653	157	27.787	183		6	1:26.666	31.637	183	29.659	222	25.370	188	226
2	1:29.956	33.267	179	31.075	208	25.614	185	195	7	1:43.359	31.415	182	30.113	220	41.831	59	225
3	1:26.457	31.697	183	29.840	220	24.920	188	222	8	3:03.013	1:50.099	182	30.608	220	42.306	58	
4	1:26.374	31.527	183	29.833	220	25.014	189	225	9	2:53.967	1:41.041	183	30.397	220	42.529	58	
5	1:26.612	31.362	185	29.720	221	25.530	186	227	10	2:36.363	1:41.009	183	30.100	221	25.254	188	

Lap	Time	SE1	SP1	SE2	SP2	SE3	SP3	TSP	Lap	Time	SE1	SP1	SE2	SP2	SE3	SP3	TSP
24 Ortmann, DEU / Winkelhock, DEU									theoretical besttime: 1:25.078								
1	7:28.840	6:24.837	172	36.215	145	27.788	186		6	1:25.683	31.405	184	29.531	223	24.747	190	226
2	1:28.648	32.983	182	30.442	219	25.223	189	224	7	1:25.127	30.986	185	29.496	223	24.645	190	228
3	1:25.632	31.355	183	29.581	221	24.696	189	225	8	1:44.795	31.283	186	30.550	222	42.962	58	229
4	1:25.186	31.091	184	29.486	223	24.609	190	228	9	3:07.886	1:46.434	123	36.331	183	45.121	58	
5	1:25.458	31.284	183	29.483	224	24.691	190	227									





ADAC GT Masters

Sector List Free Practice Trophy



Provisional

Motorsportarena Oschersleben, Length: 3667m

Air temperature: 17.94°C

Track temperature: 28.09°C

Weather condition: Dry

DMSB Reg. Nr.: 113/19

Friday, April 26, 2019 13:00:00

Lap	Time	SE1	SP1	SE2	SP2	SE3	SP3	TSP	Lap	Time	SE1	SP1	SE2	SP2	SE3	SP3	TSP
25	Schmidt, CHE / Haase, DEU								theoretical besttime: 1:24.822								
1	8:11.351	7:03.282	84	39.207	163	28.862	112		5	1:24.944	30.864	184	29.409	223	24.671	189	228
2	1:31.835	35.633	181	30.876	219	25.326	190	197	6	1:43.489	30.915	184	30.000	222	42.574	58	227
3	1:26.410	31.387	180	30.318	223	24.705	190	227	7	3:01.855	1:43.987	176	34.030	168	43.838	58	
4	1:24.869	30.911	186	29.350	223	24.608	189	228									

28	Feller, CHE / Vanthoor, BEL								theoretical besttime: 1:24.370								
1	15:53.261	14:50.731	121	35.952	216	26.578	185		5	1:24.630	30.806	184	29.282	222	24.542	190	228
2	1:27.728	32.442	182	30.401	218	24.885	188	222	6	1:42.956	31.070	185	29.824	223	42.062	58	228
3	1:24.588	30.902	184	29.285	223	24.401	191	229	7	2:54.034	1:40.396	183	30.656	223	42.982	58	
4	1:24.401	30.687	185	29.287	221	24.427	189	229									

29	Hofer, AUT / Mies, DEU								theoretical besttime: 1:24.695								
1	17:04.236	15:58.382	120	38.481	206	27.373	172		5	1:25.148	30.993	185	29.569	223	24.586	190	228
2	1:34.615	33.344	180	33.611	120	27.660	190	208	6	1:25.063	30.934	185	29.493	225	24.636	188	228
3	1:25.148	30.890	185	29.731	223	24.527	191	230	7	1:42.897	31.063	185	29.872	225	41.962	58	228
4	1:26.468	30.675	185	30.068	220	25.725	189	230									

36	Read, AUS / Dienst, DEU								theoretical besttime: 1:24.876								
1	9:45.433	8:23.659	155	36.341	181	45.433	59		7	2:42.592	1:46.420	183	30.762	223	25.410	189	
2	3:22.699	1:55.246	143	33.344	219	54.109	59		8	1:27.107	31.703	185	30.128	223	25.276	189	225
3	3:51.368	2:55.079	183	30.834	220	25.455	190		9	1:26.370	31.518	184	29.805	223	25.047	189	226
4	1:25.751	31.260	184	29.694	221	24.797	191	226	10	1:26.097	31.374	185	29.688	222	25.035	189	227
5	1:25.088	30.839	186	29.341	222	24.908	191	229	11	1:26.157	31.261	185	29.795	222	25.101	189	225
6	1:41.685	30.940	186	29.240	225	41.505	60	227	12	1:45.893	32.759	184	30.851	222	42.283	60	217

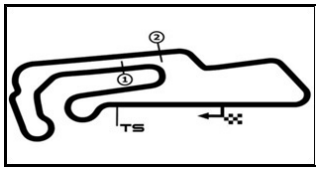
48	Ellis, GBR / Vettel, DEU								theoretical besttime: 1:24.674								
1	10:33.165	9:31.405	149	35.300	185	26.460	188		5	1:24.783	30.915	187	29.392	224	24.476	192	228
2	1:28.847	32.702	183	30.991	221	25.154	190	200	6	1:25.540	31.047	185	29.283	224	25.210	191	229
3	1:25.578	31.154	185	29.451	223	24.973	190	227	7	1:25.130	30.927	186	29.306	224	24.897	187	229
4	1:25.308	31.072	186	29.499	223	24.737	191	225	8	1:42.482	31.236	186	30.124	224	41.122	59	228

69	Slooten, DEU / Luhr, DEU								theoretical besttime: 1:26.145								
1	5:26.799	4:19.935	175	36.583	166	30.281	186		6	1:26.264	31.151	186	30.020	223	25.093	191	229
2	1:31.953	34.055	181	31.962	221	25.936	189	212	7	1:44.243	31.240	186	30.340	223	42.663	58	227
3	1:29.543	31.813	184	30.283	222	27.447	191	228	8	2:54.696	1:41.428	184	30.674	223	42.594	58	
4	1:26.614	31.299	186	30.252	223	25.063	192	227	9	2:54.154	1:40.827	185	30.679	223	42.648	55	
5	1:26.221	31.157	187	30.090	223	24.974	192	230									

71	Paul, DEU / Reicher, AUT								theoretical besttime: 1:26.255								
1	19:59.503	18:57.114	127	35.161	209	27.228	184		5	1:27.148	31.657	184	30.158	222	25.333	188	227
2	1:32.002	32.767	180	33.437	220	25.798	189	222	6	1:26.969	31.651	184	30.175	222	25.143	190	227
3	1:26.811	31.682	184	30.054	222	25.075	190	228	7	1:26.325	31.457	185	30.006	222	24.862	189	229
4	1:26.670	31.541	184	30.058	223	25.071	189	228	8	1:26.457	31.464	185	29.936	222	25.057	189	228

82	Ineichen, CHE / Perera, FRA								theoretical besttime: 1:24.358								
1	17:02.995	15:59.212	175	33.837	218	29.946	186		5	1:24.444	30.772	186	29.313	223	24.359	191	227
2	1:29.187	32.829	183	30.756	221	25.602	191	225	6	1:24.789	30.686	185	29.359	224	24.744	190	227
3	1:30.193	31.426	184	31.719	214	27.048	189	229	7	1:51.487	30.986	185	36.207	186	44.294	58	227
4	1:25.933	31.356	183	29.706	223	24.871	189	228									

98	De Sadeleer, CHE / Hasse-Clot, FRA								theoretical besttime: 1:26.274								
1	21:34.596	20:27.577	172	37.711	84	29.308	157		5	1:27.099	31.679	185	30.311	221	25.109	190	227
2	1:33.585	35.350	181	32.176	219	26.059	187	177	6	1:26.816	31.539	183	30.050	224	25.227	187	229
3	1:29.499	32.490	181	31.333	220	25.676	188	225	7	1:26.274	31.359	184	29.989	224	24.926	190	227
4	1:27.922	32.096	183	30.461	222	25.365	189	226									



ADAC GT Masters

Top speed list Free Practice Trophy



Provisional

Motorsportarena Oschersleben, Length: 3667m

Air temperature: 17.94°C

Track temperature: 28.09°C

Weather condition: Dry

DMSB Reg. Nr.: 113/19

Friday, April 26, 2019 13:00:00

#	Name (NAT)	Team	Car name	Speed	Lap	Race time
13	Sven Barth (DEU)	RWT Racing (AUT)	Corvette C7 GT3	235.80	5	10:58.450
3	Remo Lips (CHE)	Aust Motorsport (DEU)	Audi R8 LMS GT3	231.26	8	18:01.776
12	Mattia Drudi (ITA)	EFP Car Collection by TECE	Audi R8 LMS GT3	231.26	9	19:09.833
69	Jan-Erik Slooten (DEU)	Iron Force Racing	Porsche 911 GT3 R	230.76	5	10:00.011
29	Max Hofer (AUT)	Montaplast by Land-Motorsport (DEU)	Audi R8 LMS GT3	230.76	3	18:43.944
8	Dennis Marschall (DEU)	HCB-Rutronik-Racing	Audi R8 LMS GT3	229.78	5	11:15.795
48	Fabian Vettel (DEU)	MANN-FILTER Team HTP (DEU)	Mercedes-AMG GT3	229.78	7	17:48.321
36	Aidan Read (AUS)	Schütz Motorsport (DEU)	Mercedes-AMG GT3	229.78	5	18:30.351
28	Ricardo Feller (CHE)	Montaplast by Land-Motorsport (DEU)	Audi R8 LMS GT3	229.78	4	18:50.666
24	Mike David Ortmann (DEU)	BWT Mücke Motorsport (DEU)	Audi R8 LMS GT3	229.29	8	16:09.690
19	Michele Beretta (ITA)	ORANGE1 by GRT Grasser (AUT)	Lamborghini Huracan GT3 EVO	229.29	8	17:54.388
82	Rolf Ineichen (CHE)	ORANGE1 by GRT Grasser (AUT)	Lamborghini Huracan GT3 EVO	229.29	3	18:37.301
71	Maximilian Paul (DEU)	T3 Motorsport	Audi R8 LMS GT3	229.29	7	27:24.226
98	Hugo De Sadeleer (CHE)	PROpeak Performance	Aston Martin Vantage AMR GT3	229.29	6	27:37.815
25	Jeffrey Schmidt (CHE)	BWT Mücke Motorsport (DEU)	Audi R8 LMS GT3	228.32	4	11:14.728
20	Mick Wishofer (AUT)	Team ZAKSPEED BKK Mobil Oil Racing (DEU)	Mercedes-AMG GT3	227.84	5	17:32.632