



# ADAC Formel 4

## Result List Qualifying 2



Provisional

Motorsportarena Oschersleben, Length: 3667m  
Air temperature: 15.83°C  
Track temperature: 22.21°C  
Weather condition: Dry

**DMSB** Reg. Nr.: 114/19

Friday, April 26, 2019 15:55:00

started : 18      classified : 18      not classified : 0

Nr.	Drivers	Team	Lap	Best Time	Gap	Diff	Kph	Day Time
Cl.	Car	Competitor						
1	62 D.Hauger(NOR) ADAC Formel 4	(T) Van Amersfoort Racing(NLD) Van Amersfoort Racing	5	1:23.271			158.5	16:08:42
2	5 G.Petecof(BRA) ADAC Formel 4	(T) Prema Powerteam SRL(ITA) Prema Powerteam SRL	4	1:23.443	0.172	0.172	158.2	16:06:10
3	7 R.Stanek(CZE) R ADAC Formel 4	US Racing - CHR(S)(DEU) US Racing - CHR(S)	4	1:23.635	0.364	0.192	157.8	16:06:23
4	21 T.Pourchaire(FRA) ADAC Formel 4	(T) US Racing - CHR(S)(DEU) US Racing - CHR(S)	4	1:23.707	0.436	0.072	157.7	16:05:40
5	4 N.Krütten(DEU) ADAC Formel 4	(T) Van Amersfoort Racing(NLD) Van Amersfoort Racing	3	1:23.884	0.613	0.177	157.3	16:05:06
6	3 P.Aron(EST) R ADAC Formel 4	(T) Prema Powerteam SRL(ITA) Prema Powerteam SRL	5	1:23.896	0.625	0.012	157.3	16:06:19
7	28 A.Ghiretti(FRA) ADAC Formel 4	US Racing - CHR(S)(DEU) US Racing - CHR(S)	4	1:23.927	0.656	0.031	157.2	16:06:12
8	26 J.Dürksen(PAR) R ADAC Formel 4	(T) ADAC Berlin-Brandenburg e.V.(DEU) ADAC Berlin-Brandenburg e.V.	4	1:23.961	0.690	0.034	157.2	16:07:13
9	10 O.Rasmussen(DNK) ADAC Formel 4	Prema Powerteam SRL(ITA) Prema Powerteam SRL	5	1:23.968	0.697	0.007	157.2	16:06:16
10	14 G.Saucy(SUI) ADAC Formel 4	R-ACE GP Fontenay le Comte	6	1:23.973	0.702	0.005	157.2	16:08:53
11	11 A.Famularo(VEN) ADAC Formel 4	Prema Powerteam SRL(ITA) Prema Powerteam SRL	5	1:23.982	0.711	0.009	157.1	16:06:17
12	17 A.Leclerc(MCO) ADAC Formel 4	(T) US Racing - CHR(S)(DEU) US Racing - CHR(S)	4	1:24.006	0.735	0.024	157.1	16:06:43
13	6 I.Cohen(ISR) ADAC Formel 4	Van Amersfoort Racing(NLD) Van Amersfoort Racing	5	1:24.360	1.089	0.354	156.4	16:08:16
14	2 N.Göhler(DEU) R ADAC Formel 4	ADAC Berlin-Brandenburg e.V.(DEU) ADAC Berlin-Brandenburg e.V.	6	1:24.380	1.109	0.020	156.4	16:10:27
15	47 N.Gruber(AUT) ADAC Formel 4	(T) ADAC Berlin-Brandenburg e.V.(DEU) ADAC Berlin-Brandenburg e.V.	4	1:24.437	1.166	0.057	156.3	16:07:50
16	8 L.Alleco Roy(MCO) ADAC Formel 4	Van Amersfoort Racing(NLD) Van Amersfoort Racing	5	1:24.630	1.359	0.193	155.9	16:06:29
17	16 S.Estner(DEU) ADAC Formel 4	Van Amersfoort Racing(NLD) Van Amersfoort Racing	8	1:24.835	1.564	0.205	155.6	16:10:35
18	15 L.Toth(HUN) ADAC Formel 4	R-ACE GP Fontenay le Comte	6	1:25.838	2.567	1.003	153.7	16:08:07

Classification limit: 110%      Time: 1:31.598

T =nominated for Team Classification

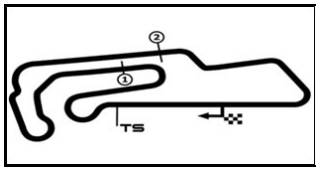
Subject to final scrutineering!

Publication time:	Clerk of the Course: Ralph Bohnhorst	Timekeeper: Steffen Ruhl
-------------------	--------------------------------------	--------------------------

ver: 1.0

[www.adac.de/motorsport](http://www.adac.de/motorsport)

Page 1/ 1 printed: 26.4.2019 16:13



# ADAC Formel 4

## Sector List Qualifying 2

Provisional



Motorsportarena Oschersleben, Length: 3667m

Air temperature: 15.83°C

Track temperature: 22.21°C

Weather condition: Dry

**DMSB** Reg. Nr.: 114/19

Friday, April 26, 2019 15:55:00

Lap	Time	SE1	SP1	SE2	SP2	SE3	SP3	TSP	Lap	Time	SE1	SP1	SE2	SP2	SE3	SP3	TSP
<b>2</b>	Göhler, DEU								<b>theoretical besttime: 1:24.267</b>								
1	8:13.502	7:15.173	165	32.246	198	26.083	172		4	1:34.040	31.263	173	37.541	157	25.236	174	204
2	1:25.898	32.230	172	29.375	206	24.293	175	196	5	1:24.708	31.468	173	29.113	206	<b>24.127</b>	<b>177</b>	205
3	1:24.468	31.374	172	<b>28.966</b>	<b>206</b>	24.128	<b>177</b>	205	6	<b>1:24.380</b>	<b>31.174</b>	<b>174</b>	29.060	205	24.146	177	<b>206</b>

<b>3</b>	Aron, EST								<b>theoretical besttime: 1:23.808</b>								
1	5:30.812	4:33.675	164	31.849	199	25.288	175		5	<b>1:23.896</b>	<b>31.070</b>	<b>173</b>	<b>28.823</b>	<b>207</b>	24.003	177	207
2	1:31.246	33.782	169	30.743	170	26.721	175	170	6	1:25.932	31.941	173	29.811	205	24.180	175	206
3	1:28.931	31.388	173	31.369	141	26.174	177	204	7	1:24.986	31.221	172	29.063	207	24.702	177	205
4	1:24.191	31.160	173	29.013	207	24.018	177	207	8	1:24.053	31.129	173	29.009	206	<b>23.915</b>	<b>178</b>	<b>208</b>

<b>4</b>	Krütten, DEU								<b>theoretical besttime: 1:23.823</b>								
1	7:15.008	6:13.122	139	34.863	165	27.023	170		5	1:23.968	<b>31.139</b>	<b>173</b>	28.863	207	23.966	177	204
2	1:27.925	32.504	168	29.737	202	25.684	177	197	6	1:29.013	32.579	172	28.944	206	27.490	170	206
3	<b>1:23.884</b>	31.200	<b>174</b>	<b>28.784</b>	<b>207</b>	<b>23.900</b>	<b>177</b>	205	7	1:25.732	31.251	173	28.879	206	25.602	175	203
4	1:24.026	31.169	173	28.930	206	23.927	177	<b>206</b>									

<b>5</b>	Petecof, BRA								<b>theoretical besttime: 1:23.331</b>								
1	6:53.385	5:51.373	133	35.294	166	26.718	169		5	1:23.715	<b>30.882</b>	<b>174</b>	28.938	206	23.895	177	206
2	1:29.015	32.995	163	30.804	192	25.216	176	192	6	1:23.685	31.027	174	28.795	206	23.863	178	205
3	1:24.171	31.225	174	28.966	206	23.980	177	205	7	1:23.477	30.936	173	<b>28.724</b>	<b>206</b>	23.817	177	<b>207</b>
4	<b>1:23.443</b>	30.963	173	28.755	<b>207</b>	<b>23.725</b>	<b>179</b>	206									

<b>6</b>	Cohen, ISR								<b>theoretical besttime: 1:24.117</b>								
1	7:35.680	6:37.519	166	32.428	172	25.733	173		5	<b>1:24.360</b>	31.276	171	28.958	203	24.126	177	202
2	1:25.799	32.268	168	29.448	200	<b>24.083</b>	<b>177</b>	196	6	1:24.468	<b>31.227</b>	<b>171</b>	29.121	206	24.120	176	<b>204</b>
3	1:26.100	31.361	<b>173</b>	28.902	203	25.837	177	204	7		32.474	170	30.619	204			203
4	1:24.370	31.367	172	<b>28.807</b>	<b>207</b>	24.196	175	204									

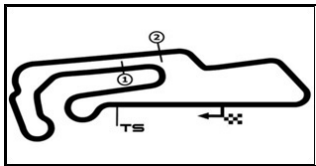
<b>7</b>	Stanek, CZE								<b>theoretical besttime: 1:23.558</b>								
1	7:06.928	6:00.630	167	36.485	133	29.813	167		4	<b>1:23.635</b>	<b>30.955</b>	<b>174</b>	<b>28.725</b>	<b>207</b>	23.955	177	207
2	1:28.651	32.407	171	29.672	200	26.572	<b>178</b>	196	5	1:23.742	31.075	175	28.763	208	23.904	177	204
3	1:23.980	31.111	174	28.991	208	<b>23.878</b>	176	206	6	2:00.047	31.138	174	31.179	195	57.730	21	<b>207</b>

<b>8</b>	Alleco Roy, MCO								<b>theoretical besttime: 1:24.380</b>								
1	5:42.357	4:41.296	153	34.270	166	26.791	174		5	<b>1:24.630</b>	31.185	173	29.236	204	<b>24.209</b>	<b>176</b>	205
2	1:28.239	32.756	170	30.228	201	25.255	173	198	6	1:24.657	31.221	172	29.158	205	24.278	177	203
3	1:29.708	32.511	168	29.927	193	27.270	176	201	7	1:27.682	31.113	172	29.149	205	27.420	175	203
4	1:24.754	31.308	173	<b>29.131</b>	206	24.315	175	<b>206</b>	8	1:25.236	<b>31.040</b>	<b>174</b>	29.136	206	25.060	175	205

<b>10</b>	Rasmussen, DNK								<b>theoretical besttime: 1:23.794</b>								
1	5:29.958	4:31.047	164	33.075	198	25.836	172		5	<b>1:23.968</b>	31.201	173	28.928	206	<b>23.839</b>	<b>179</b>	206
2	1:28.860	32.655	169	30.622	200	25.583	176	198	6	1:24.234	31.208	174	29.040	206	23.986	175	<b>208</b>
3	1:29.030	31.468	172	32.162	158	25.400	176	204	7	1:24.009	<b>31.099</b>	<b>174</b>	<b>28.856</b>	<b>206</b>	24.054	177	205
4	1:24.237	31.241	173	28.942	205	24.054	177	205	8	1:24.253	31.124	174	29.054	205	24.075	178	206

<b>11</b>	Famularo, VEN								<b>theoretical besttime: 1:23.893</b>								
1	5:32.917	4:35.219	165	32.400	195	25.298	175		5	<b>1:23.982</b>	<b>31.054</b>	<b>175</b>	29.013	206	<b>23.915</b>	<b>177</b>	208
2	1:30.630	33.115	164	30.199	170	27.316	176	200	6	1:24.092	31.069	175	28.993	206	24.030	175	206
3	1:25.253	31.468	173	29.407	203	24.378	<b>178</b>	206	7	1:56.558	31.068	175	<b>28.924</b>	<b>207</b>	56.566	53	208
4	1:24.429	31.239	<b>175</b>	29.057	<b>208</b>	24.133	177	<b>208</b>									

<b>14</b>	Saucy, SUI								<b>theoretical besttime: 1:23.911</b>								
1	6:48.041	5:46.146	123	34.671	159	27.224	158		5	1:24.473	<b>31.090</b>	<b>173</b>	29.323	205	24.060	174	204
2	1:28.112	33.943	169	29.784	202	24.385	175	171	6	<b>1:23.973</b>	31.152	172	<b>28.889</b>	<b>204</b>	<b>23.932</b>	<b>175</b>	202
3	1:24.626	31.413	172	29.160	205	24.053	176	203	7	1:24.299	31.207	172	28.974	204	24.118	176	204
4	1:24.033	31.166	172	28.928	<b>206</b>	23.939	<b>177</b>	<b>205</b>									



# ADAC Formel 4

## Sector List Qualifying 2

Provisional



Motorsportarena Oschersleben, Length: 3667m

Air temperature: 15.83°C

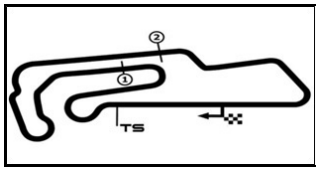
Track temperature: 22.21°C

Weather condition: Dry

**DMSB** Reg. Nr.: 114/19

Friday, April 26, 2019 15:55:00

Lap	Time	SE1	SP1	SE2	SP2	SE3	SP3	TSP	Lap	Time	SE1	SP1	SE2	SP2	SE3	SP3	TSP
<b>15 Toth, HUN</b>									<b>theoretical besttime: 1:25.761</b>								
1	5:51.137	4:50.771	155	33.724	189	26.642	165		5	1:26.125	<b>31.725</b>	<b>170</b>	29.726	203	24.674	175	<b>204</b>
2	1:30.448	33.728	159	30.941	194	25.779	173	183	6	<b>1:25.838</b>	31.802	170	<b>29.480</b>	<b>204</b>	<b>24.556</b>	<b>173</b>	202
3	1:26.967	32.361	170	29.858	<b>205</b>	24.748	174	199	7	1:27.327	32.872	171	29.586	204	24.869	173	202
4	1:26.386	31.917	170	29.636	203	24.833	174	203	8	1:26.141	31.782	170	29.621	203	24.738	173	203
<b>16 Estner, DEU</b>									<b>theoretical besttime: 1:24.703</b>								
1	5:24.885	4:25.778	151	32.819	167	26.288	163		5	1:25.013	31.599	170	29.288	204	24.126	176	203
2	1:30.588	34.008	169	30.498	184	26.082	171	182	6	1:30.586	32.642	127	32.909	148	25.035	175	202
3	1:29.697	32.588	169	31.855	166	25.254	175	195	7	1:24.995	31.584	172	<b>29.205</b>	<b>205</b>	24.206	177	203
4	1:25.207	31.667	171	29.298	204	24.242	175	205	8	<b>1:24.835</b>	<b>31.425</b>	<b>172</b>	29.337	204	<b>24.073</b>	<b>176</b>	<b>205</b>
<b>17 Leclerc, MCO</b>									<b>theoretical besttime: 1:24.006</b>								
1	7:29.030	6:30.370	158	33.167	160	25.493	173		4	<b>1:24.006</b>	<b>31.000</b>	<b>172</b>	<b>29.017</b>	<b>206</b>	<b>23.989</b>	<b>177</b>	<b>206</b>
2	1:25.930	32.026	171	29.540	204	24.364	<b>177</b>	200	5	1:24.203	31.158	173	29.021	206	24.024	177	204
3	1:24.549	31.373	<b>173</b>	29.134	206	24.042	177	204	6	1:48.401	31.218	171	29.130	206	48.053	42	205
<b>21 Pourchaire, FRA</b>									<b>theoretical besttime: 1:23.559</b>								
1	6:27.572	5:29.691	152	31.912	182	25.969	175		5	1:28.597	31.142	174	31.300	127	26.155	177	204
2	1:25.520	31.814	172	29.531	204	24.175	175	201	6	1:23.723	31.126	173	<b>28.703</b>	<b>205</b>	23.894	176	203
3	1:23.946	31.330	173	28.814	<b>206</b>	<b>23.802</b>	177	203	7		31.313	172	33.525	136			204
4	<b>1:23.707</b>	<b>31.054</b>	173	28.815	205	23.838	<b>177</b>	<b>204</b>									
<b>26 Dürksen, PAR</b>									<b>theoretical besttime: 1:23.896</b>								
1	7:58.235	7:00.935	159	31.955	175	25.345	168		4	<b>1:23.961</b>	31.201	174	<b>28.825</b>	<b>208</b>	<b>23.935</b>	<b>176</b>	204
2	1:26.909	32.699	173	29.940	182	24.270	177	195	5	1:24.270	31.283	173	28.900	207	24.087	176	203
3	1:24.141	<b>31.136</b>	<b>175</b>	28.984	207	24.021	<b>178</b>	<b>206</b>	6	1:24.105	31.144	172	28.892	207	24.069	178	206
<b>28 Ghiretti, FRA</b>									<b>theoretical besttime: 1:23.781</b>								
1	6:55.054	5:54.871	142	34.367	175	25.816	171		4	<b>1:23.927</b>	31.057	173	<b>28.892</b>	<b>205</b>	<b>23.978</b>	<b>178</b>	<b>206</b>
2	1:29.205	32.694	161	31.525	171	24.986	178	194	5	1:24.044	<b>30.911</b>	<b>175</b>	29.080	205	24.053	175	204
3	1:23.974	31.085	173	28.904	204	23.985	177	205	6	2:13.628	36.429	115	34.604	102	1:02.595	23	204
<b>47 Gruber, AUT</b>									<b>theoretical besttime: 1:24.311</b>								
1	8:32.479	7:30.512	83	35.085	159	26.882	168		4	<b>1:24.437</b>	31.296	173	<b>29.067</b>	<b>207</b>	<b>24.074</b>	<b>176</b>	205
2	1:28.754	32.606	168	31.169	167	24.979	176	192	5	1:30.182	<b>31.170</b>	<b>173</b>	29.171	207	29.841	174	204
3	1:24.929	31.449	172	29.303	205	24.177	<b>177</b>	<b>206</b>	6	1:24.755	31.338	173	29.195	206	24.222	176	205
<b>62 Hauger, NOR</b>									<b>theoretical besttime: 1:23.186</b>								
1	7:56.223	6:56.419	147	33.362	164	26.442	160		4	1:23.445	31.018	174	28.699	208	23.728	177	205
2	1:31.958	34.461	157	32.052	181	25.445	163	172	5	<b>1:23.271</b>	30.926	174	<b>28.556</b>	<b>208</b>	23.789	178	204
3	1:27.347	33.338	168	29.997	202	24.012	179	187	6	1:23.303	<b>30.910</b>	<b>174</b>	28.673	208	<b>23.720</b>	<b>179</b>	<b>206</b>



# ADAC Formel 4

## Top speed list Qualifying 2



Provisional

Motorsportarena Oschersleben, Length: 3667m

Air temperature: 15.83°C

Track temperature: 22.21°C

Weather condition: Dry

**DMSB** Reg. Nr.: 114/19

Friday, April 26, 2019 15:55:00

#	Name (NAT)	Team	Car name	Speed	Lap	Race time
11	Alessandro Famularo (VEN)	Prema Powerteam SRL (ITA)	ADAC Formel 4	208.89	4	8:34.383
10	Oliver Rasmussen (DNK)	Prema Powerteam SRL (ITA)	ADAC Formel 4	208.09	6	11:21.644
3	Paul Aron (EST)	Prema Powerteam SRL (ITA)	ADAC Formel 4	208.09	8	14:15.612
7	Roman Stanek (CZE)	US Racing - CHRS (DEU)	ADAC Formel 4	207.69	6	12:52.522
5	Gianluca Petecof (BRA)	Prema Powerteam SRL (ITA)	ADAC Formel 4	207.69	7	14:03.021
47	Nico Gruber (AUT)	ADAC Berlin-Brandenburg e.V. (DEU)	ADAC Formel 4	206.89	3	10:06.844
4	Niklas Krütten (DEU)	Van Amersfoort Racing (NLD)	ADAC Formel 4	206.89	4	10:12.410
62	Dennis Hauger (NOR)	Van Amersfoort Racing (NLD)	ADAC Formel 4	206.89	6	13:47.837
2	Nico Göhler (DEU)	ADAC Berlin-Brandenburg e.V. (DEU)	ADAC Formel 4	206.50	6	14:08.231
8	Lucas Alleco Roy (MCO)	Van Amersfoort Racing (NLD)	ADAC Formel 4	206.10	4	8:45.936
26	Joshua Dürksen (PAR)	ADAC Berlin-Brandenburg e.V. (DEU)	ADAC Formel 4	206.10	3	9:30.772
28	Alessandro Ghiretti (FRA)	US Racing - CHRS (DEU)	ADAC Formel 4	206.10	4	9:53.855
17	Arthur Leclerc (MCO)	US Racing - CHRS (DEU)	ADAC Formel 4	206.10	4	10:25.122
16	Sebastian Estner (DEU)	Van Amersfoort Racing (NLD)	ADAC Formel 4	205.71	8	14:16.597
14	Gregoire Saucy (SUI)	R-ACE GP	ADAC Formel 4	205.32	4	9:46.428
21	Theo Pourchaire (FRA)	US Racing - CHRS (DEU)	ADAC Formel 4	204.93	4	9:22.680
6	Ido Cohen (ISR)	Van Amersfoort Racing (NLD)	ADAC Formel 4	204.54	6	13:22.004
15	Laszlo Toth (HUN)	R-ACE GP	ADAC Formel 4	204.15	5	10:20.615