

ADAC Formel 4

Result List Qualifying 1



Provisional

Motorsportarena Oschersleben, Length: 3667m
Air temperature: 16.21°C
Track temperature: 23.28°C
Weather condition: Dry

DMSB Reg. Nr.: 114/19

Friday, April 26, 2019 15:35:00

started : 18 classified : 18 not classified : 0

Nr.	Drivers	Team	Lap	Best Time	Gap	Diff	Kph	Day Time
Cl.	Car	Competitor						
1	62 D.Hauger(NOR) ADAC Formel 4	(T) Van Amersfoort Racing(NLD) Van Amersfoort Racing	6	1:23.625			157.8	15:49:39
2	5 G.Petecof(BRA) ADAC Formel 4	(T) Prema Powerteam SRL(ITA) Prema Powerteam SRL	7	1:23.664	0.039	0.039	157.7	15:49:01
3	28 A.Ghiretti(FRA) ADAC Formel 4	US Racing - CHRS(DEU) US Racing - CHRS	7	1:23.796	0.171	0.132	157.5	15:49:46
4	7 R.Stanek(CZE) R ADAC Formel 4	US Racing - CHRS(DEU) US Racing - CHRS	8	1:23.852	0.227	0.056	157.4	15:49:54
5	3 P.Aron(EST) R ADAC Formel 4	(T) Prema Powerteam SRL(ITA) Prema Powerteam SRL	8	1:23.853	0.228	0.001	157.4	15:48:49
6	21 T.Pourchaire(FRA) ADAC Formel 4	(T) US Racing - CHRS(DEU) US Racing - CHRS	6	1:23.871	0.246	0.018	157.3	15:48:01
7	4 N.Krütten(DEU) ADAC Formel 4	(T) Van Amersfoort Racing(NLD) Van Amersfoort Racing	7	1:23.897	0.272	0.026	157.3	15:50:42
8	6 I.Cohen(ISR) ADAC Formel 4	Van Amersfoort Racing(NLD) Van Amersfoort Racing	6	1:23.984	0.359	0.087	157.1	15:48:53
9	10 O.Rasmussen(DNK) ADAC Formel 4	Prema Powerteam SRL(ITA) Prema Powerteam SRL	8	1:24.045	0.420	0.061	157.0	15:50:04
10	11 A.Famularo(VEN) ADAC Formel 4	Prema Powerteam SRL(ITA) Prema Powerteam SRL	8	1:24.051	0.426	0.006	157.0	15:48:44
11	8 L.Alleco Roy(MCO) ADAC Formel 4	Van Amersfoort Racing(NLD) Van Amersfoort Racing	8	1:24.145	0.520	0.094	156.8	15:50:30
12	17 A.Leclerc(MCO) ADAC Formel 4	(T) US Racing - CHRS(DEU) US Racing - CHRS	7	1:24.230	0.605	0.085	156.7	15:49:23
13	47 N.Gruber(AUT) ADAC Formel 4	(T) ADAC Berlin-Brandenburg e.V.(DEU) ADAC Berlin-Brandenburg e.V.	8	1:24.231	0.606	0.001	156.7	15:50:15
14	14 G.Saucy(SUI) ADAC Formel 4	R-ACE GP Fontenay le Comte	7	1:24.290	0.665	0.059	156.6	15:48:20
15	26 J.Dürksen(PAR) R ADAC Formel 4	(T) ADAC Berlin-Brandenburg e.V.(DEU) ADAC Berlin-Brandenburg e.V.	7	1:24.353	0.728	0.063	156.4	15:49:52
16	2 N.Göhler(DEU) R ADAC Formel 4	ADAC Berlin-Brandenburg e.V.(DEU) ADAC Berlin-Brandenburg e.V.	7	1:24.653	1.028	0.300	155.9	15:49:38
17	16 S.Estner(DEU) ADAC Formel 4	Van Amersfoort Racing(NLD) Van Amersfoort Racing	7	1:24.992	1.367	0.339	155.3	15:49:00
18	15 L.Toth(HUN) ADAC Formel 4	R-ACE GP Fontenay le Comte	8	1:25.900	2.275	0.908	153.6	15:49:51

Classification limit: 110% Time: 1:31.987

T =nominated for Team Classification

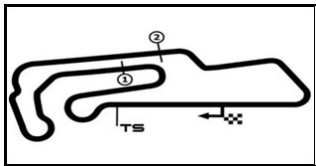
Subject to final scrutineering!

Publication time:	Clerk of the Course: Ralph Bohnhorst	Timekeeper: Steffen Ruhl
-------------------	--------------------------------------	--------------------------

ver: 1.0

www.adac.de/motorsport

Page 1/ 1 printed: 26.4.2019 15:56



ADAC Formel 4

Sector List Qualifying 1



Provisional

Motorsportarena Oschersleben, Length: 3667m

Air temperature: 16.21°C

Track temperature: 23.28°C

Weather condition: Dry

DMSB Reg. Nr.: 114/19

Friday, April 26, 2019 15:35:00

Lap	Time	SE1	SP1	SE2	SP2	SE3	SP3	TSP	Lap	Time	SE1	SP1	SE2	SP2	SE3	SP3	TSP						
2		Göhler, DEU																theoretical besttime: 1:24.543					
1	6:03.476	5:03.448	158	33.376	177	26.652	169		5	1:25.992	31.401	172	29.113	206	25.478	176	204						
2	1:28.275	33.021	167	30.303	204	24.951	176	186	6	1:24.782	31.417	173	29.097	207	24.268	176	204						
3	1:25.866	31.914	171	29.485	204	24.467	176	203	7	1:24.653	31.328	173	29.136	205	24.189	177	205						
4	1:25.232	31.621	172	29.167	205	24.444	174	205	8	1:24.770	31.257	172	29.255	204	24.258	175	204						

3		Aron, EST																theoretical besttime: 1:23.818					
1	3:44.857	2:45.279	163	33.216	187	26.362	155		6	1:24.263	31.190	173	29.018	206	24.055	177	204						
2	1:32.211	33.736	166	33.071	167	25.404	173	184	7	1:27.224	32.145	169	30.428	200	24.651	176	206						
3	1:27.609	33.060	168	29.759	201	24.790	177	200	8	1:23.853	31.105	173	28.899	206	23.849	177	204						
4	1:24.694	31.481	172	29.072	205	24.141	175	204	9	1:23.941	31.096	173	29.022	206	23.823	177	206						
5	1:24.345	31.263	173	29.060	206	24.022	176	204															

4		Krütten, DEU																theoretical besttime: 1:23.835					
1	7:00.806	5:51.400	113	38.786	161	30.620	158		5	1:24.070	31.200	173	28.898	205	23.972	176	203						
2	1:37.933	36.382	145	33.372	170	28.179	170	185	6	1:24.217	31.411	172	28.939	206	23.867	177	203						
3	1:26.229	32.518	168	29.509	203	24.202	175	196	7	1:23.897	31.070	173	28.946	206	23.881	176	204						
4	1:24.769	31.677	172	29.062	205	24.030	175	202															

5		Petecof, BRA																theoretical besttime: 1:23.664					
1	5:25.725	4:22.812	144	35.263	161	27.650	158		5	1:23.923	31.044	173	28.941	206	23.938	176	203						
2	1:32.498	34.985	163	31.698	192	25.815	176	176	6	1:24.006	31.108	174	28.909	206	23.989	175	204						
3	1:27.351	32.767	170	30.082	199	24.502	176	192	7	1:23.664	31.022	174	28.885	206	23.757	178	206						
4	1:24.437	31.404	173	29.022	206	24.011	177	204	8	1:51.462	36.176	144	31.210	204	44.076	56	203						

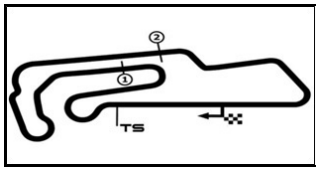
6		Cohen, ISR																theoretical besttime: 1:23.900					
1	6:48.135	5:46.340	140	34.975	151	26.820	167		5	1:24.233	31.319	173	29.046	205	23.868	177	204						
2	1:27.499	33.073	171	29.990	201	24.436	178	187	6	1:23.984	31.177	173	28.855	205	23.952	179	204						
3	1:24.641	31.638	172	29.105	206	23.898	179	204	7	1:24.055	31.277	173	28.873	205	23.905	178	208						
4	1:24.276	31.276	174	28.959	207	24.041	179	203															

7		Stanek, CZE																theoretical besttime: 1:23.698					
1	4:44.193	3:38.021	131	37.832	176	28.340	161		6	1:29.007	31.333	168	32.699	153	24.975	176	205						
2	1:36.946	39.417	147	32.121	181	25.408	167	185	7	1:24.093	31.279	173	28.839	208	23.975	177	204						
3	1:26.535	32.277	171	29.889	205	24.369	177	198	8	1:23.852	31.078	173	28.993	207	23.781	178	206						
4	1:25.286	31.863	173	29.251	206	24.172	177	204	9	1:50.767	32.294	164	32.380	175	46.093	55	206						
5	1:24.166	31.132	174	29.010	206	24.024	176	204															

8		Alleco Roy, MCO																theoretical besttime: 1:24.063					
1	5:27.313	4:24.237	133	35.350	155	27.726	171		5	1:24.673	31.293	162	29.258	206	24.122	176	204						
2	1:31.992	34.542	153	31.650	190	25.800	171	185	6	1:24.432	31.186	173	29.073	206	24.173	175	204						
3	1:27.902	32.743	166	30.374	191	24.785	175	190	7	1:24.546	31.455	174	29.030	206	24.061	177	204						
4	1:25.000	31.493	173	29.409	205	24.098	176	204	8	1:24.145	31.014	173	28.988	205	24.143	174	205						

10		Rasmussen, DNK																theoretical besttime: 1:24.045					
1	5:03.118	4:00.241	155	35.401	193	27.476	169		5	1:25.451	31.351	173	29.161	204	24.939	177	203						
2	1:31.496	33.519	166	31.982	198	25.995	171	197	6	1:24.528	31.288	172	29.107	205	24.133	175	203						
3	1:26.729	32.656	170	29.747	204	24.326	175	198	7	1:24.279	31.215	172	29.067	205	23.997	176	204						
4	1:25.012	31.634	171	29.183	205	24.195	176	202	8	1:24.045	31.146	173	28.950	206	23.949	177	205						

11		Famularo, VEN																theoretical besttime: 1:23.979					
1	3:38.896	2:36.605	163	34.481	192	27.810	167		6	1:24.632	31.374	173	29.133	207	24.125	176	205						
2	1:33.974	34.482	165	32.286	163	27.206	167	195	7	1:24.257	31.289	173	28.977	206	23.991	177	205						
3	1:28.041	32.863	169	30.593	198	24.585	177	196	8	1:24.051	31.065	173	29.049	206	23.937	177	206						
4	1:25.521	31.698	173	29.440	206	24.383	176	204	9	1:24.253	31.107	173	29.113	207	24.033	178	207						
5	1:25.130	31.494	172	29.379	206	24.257	176	203															



ADAC Formel 4

Sector List Qualifying 1



Provisional

Motorsportarena Oschersleben, Length: 3667m

Air temperature: 16.21°C

Track temperature: 23.28°C

Weather condition: Dry

DMSB Reg. Nr.: 114/19

Friday, April 26, 2019 15:35:00

Lap	Time	SE1	SP1	SE2	SP2	SE3	SP3	TSP	Lap	Time	SE1	SP1	SE2	SP2	SE3	SP3	TSP
14	Saucy, SUI								theoretical besttime: 1:24.053								
1	4:41.007	3:31.847	109	40.867	135	28.293	132		6	1:24.397	31.353	171	29.073	205	23.971	175	203
2	1:35.522	37.943	151	31.332	175	26.247	175	135	7	1:24.290	31.188	171	29.008	205	24.094	175	203
3	1:25.855	31.914	172	29.294	204	24.647	175	202	8	1:24.392	31.208	171	29.087	205	24.097	175	204
4	1:24.380	31.403	172	29.004	206	23.973	176	202	9	1:24.541	31.234	171	29.135	204	24.172	174	204
5	1:24.399	31.078	172	29.041	206	24.280	174	204									

15	Toth, HUN								theoretical besttime: 1:25.822								
1	4:34.293	3:30.575	145	35.255	156	28.463	159		6	1:26.729	31.911	170	29.783	203	25.035	174	204
2	1:32.975	34.797	159	31.933	180	26.245	173	175	7	1:26.074	31.735	171	29.753	203	24.586	175	204
3	1:28.693	32.902	171	30.452	203	25.339	173	201	8	1:25.900	31.646	171	29.688	203	24.566	175	204
4	1:27.490	32.528	168	30.002	203	24.960	175	201	9	1:25.931	31.716	170	29.610	203	24.605	174	203
5	1:29.257	32.229	170	31.314	188	25.714	175	203									

16	Estner, DEU								theoretical besttime: 1:24.925								
1	5:15.510	4:10.346	135	35.901	153	29.263	147		5	1:25.815	32.052	170	29.458	204	24.305	174	201
2	1:34.227	36.069	159	32.593	171	25.565	173	165	6	1:25.261	31.815	171	29.306	204	24.140	174	201
3	1:27.904	32.691	168	30.169	200	25.044	174	198	7	1:24.992	31.843	170	29.204	204	23.945	176	201
4	1:26.446	32.272	169	29.797	203	24.377	175	201	8	1:25.320	31.776	170	29.318	205	24.226	175	203

17	Leclerc, MCO								theoretical besttime: 1:24.103								
1	5:53.255	4:56.356	165	31.400	190	25.499	171		5	1:24.433	31.245	171	29.165	205	24.023	175	203
2	1:27.729	32.187	172	30.930	204	24.612	176	199	6	1:24.567	31.309	173	29.181	206	24.077	175	204
3	1:24.901	31.544	171	29.206	204	24.151	175	203	7	1:24.230	31.354	173	29.009	206	23.867	177	204
4	1:24.422	31.227	172	29.129	205	24.066	175	203	8	1:52.327	33.876	170	31.932	202	46.519	55	183

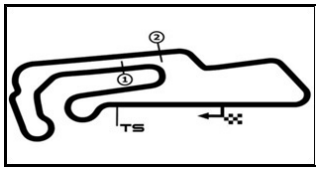
21	Pourchaire, FRA								theoretical besttime: 1:23.850								
1	5:47.445	4:46.504	148	33.602	169	27.339	162		5	1:24.090	31.248	172	28.908	206	23.934	176	204
2	1:36.153	33.818	169	36.758	200	25.577	177	182	6	1:23.871	31.108	174	28.814	206	23.949	176	204
3	1:25.023	31.644	174	29.202	206	24.177	176	204	7	1:49.923	31.199	174	31.462	167	47.262	55	206
4	1:24.227	31.379	173	28.920	205	23.928	176	205									

26	Dürksen, PAR								theoretical besttime: 1:24.296								
1	6:10.520	5:11.413	149	33.174	170	25.933	168		5	1:24.776	31.437	172	29.199	206	24.140	178	204
2	1:34.370	35.136	165	33.873	155	25.361	176	175	6	1:27.513	31.275	175	31.918	190	24.320	178	207
3	1:25.355	31.932	173	29.164	204	24.259	177	204	7	1:24.353	31.240	172	29.056	207	24.057	177	207
4	1:25.193	31.269	174	28.999	207	24.925	175	205	8	1:47.150	31.418	175	29.397	210	46.335	53	207

28	Ghiretti, FRA								theoretical besttime: 1:23.747								
1	6:09.540	5:08.505	159	32.237	170	28.798	167		5	1:26.321	31.566	173	30.002	192	24.753	177	204
2	1:30.824	35.542	161	30.624	185	24.658	177	192	6	1:23.976	31.065	173	28.918	205	23.993	176	203
3	1:24.763	31.530	172	29.051	204	24.182	176	202	7	1:23.796	30.979	173	28.945	205	23.872	178	204
4	1:26.839	31.243	174	29.056	205	26.540	176	204	8	1:24.015	30.957	174	29.008	204	24.050	175	205

47	Gruber, AUT								theoretical besttime: 1:24.195								
1	5:14.412	4:12.030	138	34.262	175	28.120	159		5	1:24.804	31.427	173	29.224	206	24.153	176	203
2	1:31.301	34.175	165	31.654	179	25.472	172	178	6	1:24.664	31.405	172	29.205	204	24.054	177	204
3	1:26.289	32.050	171	29.723	203	24.516	175	203	7	1:24.306	31.152	173	29.062	206	24.092	178	205
4	1:25.267	31.674	172	29.372	207	24.221	176	204	8	1:24.231	31.101	173	29.098	208	24.032	177	206

62	Hauger, NOR								theoretical besttime: 1:23.370								
1	7:23.951	6:21.832	147	34.891	166	27.228	150		5	1:23.762	31.051	174	28.699	208	24.012	177	204
2	1:36.266	35.374	153	33.692	125	27.200	161	161	6	1:23.625	31.119	174	28.751	208	23.755	179	206
3	1:27.150	33.125	167	29.738	206	24.287	176	178	7	1:24.367	30.916	175	28.991	211	24.460	178	208
4	1:24.218	31.286	172	28.916	207	24.016	177	204									



ADAC Formel 4

Top speed list Qualifying 1



Provisional

Motorsportarena Oschersleben, Length: 3667m

Air temperature: 16.21°C

Track temperature: 23.28°C

Weather condition: Dry

DMSB Reg. Nr.: 114/19

Friday, April 26, 2019 15:35:00

#	Name (NAT)	Team	Car name	Speed	Lap	Race time
62	Dennis Hauger (NOR)	Van Amersfoort Racing (NLD)	ADAC Formel 4	208.49	7	14:44.521
6	Ido Cohen (ISR)	Van Amersfoort Racing (NLD)	ADAC Formel 4	208.09	7	13:58.396
26	Joshua Dürksen (PAR)	ADAC Berlin-Brandenburg e.V. (DEU)	ADAC Formel 4	207.69	6	12:05.815
11	Alessandro Famularo (VEN)	Prema Powerteam SRL (ITA)	ADAC Formel 4	207.69	9	13:50.104
7	Roman Stanek (CZE)	US Racing - CHRS (DEU)	ADAC Formel 4	206.89	8	13:35.847
3	Paul Aron (EST)	Prema Powerteam SRL (ITA)	ADAC Formel 4	206.50	9	13:54.670
47	Nico Gruber (AUT)	ADAC Berlin-Brandenburg e.V. (DEU)	ADAC Formel 4	206.50	8	13:56.635
5	Gianluca Petecof (BRA)	Prema Powerteam SRL (ITA)	ADAC Formel 4	206.10	7	12:43.594
21	Theo Pourchaire (FRA)	US Racing - CHRS (DEU)	ADAC Formel 4	206.10	7	13:06.447
2	Nico Göhler (DEU)	ADAC Berlin-Brandenburg e.V. (DEU)	ADAC Formel 4	205.71	4	9:03.276
8	Lucas Alleco Roy (MCO)	Van Amersfoort Racing (NLD)	ADAC Formel 4	205.71	8	14:11.468
28	Alessandro Ghiretti (FRA)	US Racing - CHRS (DEU)	ADAC Formel 4	205.71	8	14:51.669
10	Oliver Rasmussen (DNK)	Prema Powerteam SRL (ITA)	ADAC Formel 4	205.32	8	13:46.245
15	Laszlo Toth (HUN)	R-ACE GP	ADAC Formel 4	204.93	6	10:38.376
17	Arthur Leclerc (MCO)	US Racing - CHRS (DEU)	ADAC Formel 4	204.93	7	13:04.971
14	Gregoire Saucy (SUI)	R-ACE GP	ADAC Formel 4	204.93	8	13:25.509
4	Niklas Krütten (DEU)	Van Amersfoort Racing (NLD)	ADAC Formel 4	204.15	7	14:23.675
16	Sebastian Estner (DEU)	Van Amersfoort Racing (NLD)	ADAC Formel 4	203.77	8	14:05.822