



# ADAC Formel 4

## Result List Free Practice 2



Provisional

Motorsportarena Oschersleben, Length: 3667m

Air temperature: 17.28°C

Track temperature: 21.69°C

Weather condition: Dry

**DMSB** Reg. Nr.: 114/19

Friday, April 26, 2019 10:25:00

started : 18      classified : 18      not classified : 0

Nr.	Drivers	Team	Lap	Best Time	Gap	Diff	Kph	Day Time
Cl.	Car	Competitor						
1	5 G.Petecof(BRA) ADAC Formel 4	(T) Prema Powerteam SRL(ITA) Prema Powerteam SRL	12	1:23.642			157.8	10:49:57
2	62 D.Hauger(NOR) ADAC Formel 4	(T) Van Amersfoort Racing(NLD) Van Amersfoort Racing	14	1:23.747	0.105	0.105	157.6	10:51:16
3	6 I.Cohen(ISR) ADAC Formel 4	Van Amersfoort Racing(NLD) Van Amersfoort Racing	13	1:24.056	0.414	0.309	157.0	10:50:00
4	17 A.Leclerc(MCO) ADAC Formel 4	(T) US Racing - CHRS(DEU) US Racing - CHRS	10	1:24.102	0.460	0.046	156.9	10:50:23
5	28 A.Ghiretti(FRA) ADAC Formel 4	US Racing - CHRS(DEU) US Racing - CHRS	11	1:24.241	0.599	0.139	156.7	10:50:04
6	26 J.Dürksen(PAR) ADAC Formel 4	(T) ADAC Berlin-Brandenburg e.V.(DEU) ADAC Berlin-Brandenburg e.V.	13	1:24.319	0.677	0.078	156.5	10:49:49
7	4 N.Krütten(DEU) ADAC Formel 4	(T) Van Amersfoort Racing(NLD) Van Amersfoort Racing	13	1:24.339	0.697	0.020	156.5	10:50:53
8	14 G.Saucy(SUI) ADAC Formel 4	R-ACE GP Fontenay le Comte	13	1:24.447	0.805	0.108	156.3	10:49:16
9	3 P.Aron(EST) R ADAC Formel 4	(T) Prema Powerteam SRL(ITA) Prema Powerteam SRL	14	1:24.470	0.828	0.023	156.2	10:50:50
10	21 T.Pourchaire(FRA) ADAC Formel 4	(T) US Racing - CHRS(DEU) US Racing - CHRS	12	1:24.483	0.841	0.013	156.2	10:51:10
11	10 O.Rasmussen(DNK) ADAC Formel 4	Prema Powerteam SRL(ITA) Prema Powerteam SRL	14	1:24.485	0.843	0.002	156.2	10:50:55
12	7 R.Stanek(CZE) R ADAC Formel 4	US Racing - CHRS(DEU) US Racing - CHRS	12	1:24.544	0.902	0.059	156.1	10:49:35
13	8 L.Alleco Roy(MCO) ADAC Formel 4	Van Amersfoort Racing(NLD) Van Amersfoort Racing	12	1:24.704	1.062	0.160	155.8	10:49:10
14	2 N.Göhler(DEU) R ADAC Formel 4	ADAC Berlin-Brandenburg e.V.(DEU) ADAC Berlin-Brandenburg e.V.	13	1:24.905	1.263	0.201	155.4	10:50:44
15	11 A.Famularo(VEN) ADAC Formel 4	Prema Powerteam SRL(ITA) Prema Powerteam SRL	12	1:24.968	1.326	0.063	155.3	10:50:57
16	47 N.Gruber(AUT) R ADAC Formel 4	(T) ADAC Berlin-Brandenburg e.V.(DEU) ADAC Berlin-Brandenburg e.V.	13	1:25.103	1.461	0.135	155.1	10:50:59
17	16 S.Estner(DEU) ADAC Formel 4	Van Amersfoort Racing(NLD) Van Amersfoort Racing	13	1:25.269	1.627	0.166	154.8	10:50:27
18	15 L.Toth(HUN) ADAC Formel 4	R-ACE GP Fontenay le Comte	14	1:25.808	2.166	0.539	153.8	10:50:39

T =nominated for Team Classification

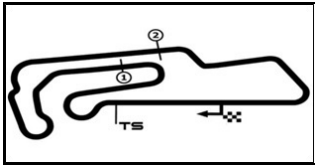
Subject to final scrutineering!

Publication time:	Clerk of the Course: Ralph Bohnhorst	Timekeeper: Steffen Ruhl
-------------------	--------------------------------------	--------------------------

ver: 1.0

[www.adac.de/motorsport](http://www.adac.de/motorsport)

Page 1/ 1 printed: 26.4.2019 10:58



# ADAC Formel 4

## Sector List Free Practice 2



Provisional

Motorsportarena Oschersleben, Length: 3667m

Air temperature: 17.28°C

Track temperature: 21.69°C

Weather condition: Dry

DMSB Reg. Nr.: 114/19

Friday, April 26, 2019 10:25:00

Lap	Time	SE1	SP1	SE2	SP2	SE3	SP3	TSP	Lap	Time	SE1	SP1	SE2	SP2	SE3	SP3	TSP						
<b>2</b>		<b>Göhler, DEU</b>																<b>theoretical besttime: 1:24.867</b>					
1	2:39.723	1:39.712	154	33.337	192	26.674	161		8	4:58.392	3:58.796	133	33.723	196	25.873	171							
2	1:58.897	35.161	157	33.151	154	50.585	50	182	9	1:27.654	32.977	169	30.003	199	24.674	175	188						
3	2:50.706	1:55.154	169	30.343	202	25.209	174		10	1:26.385	31.903	172	29.985	204	24.497	176	202						
4	1:26.585	32.120	<b>173</b>	29.689	204	24.776	176	203	11	1:25.351	31.667	173	29.296	206	24.388	177	203						
5	1:26.525	32.012	172	29.846	202	24.667	176	204	12	1:25.259	31.495	172	29.388	203	24.376	177	204						
6	1:26.324	31.861	172	29.817	198	24.646	176	204	13	<b>1:24.905</b>	31.460	173	<b>29.131</b>	<b>205</b>	<b>24.314</b>	<b>175</b>	<b>204</b>						
7	1:47.836	31.857	170	30.269	195	45.710	51	204	14	2:02.885	<b>31.422</b>	<b>171</b>	30.028	138	1:01.435	53	203						

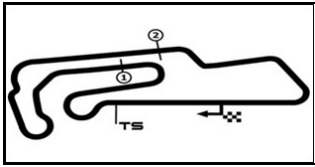
Lap	Time	SE1	SP1	SE2	SP2	SE3	SP3	TSP	Lap	Time	SE1	SP1	SE2	SP2	SE3	SP3	TSP						
<b>3</b>		<b>Aron, EST</b>																<b>theoretical besttime: 1:24.470</b>					
1	2:18.350	51.698	161	33.640	174	53.012	51		9	1:46.285	31.572	171	29.589	204	45.124	51	201						
2	2:22.700	1:24.587	165	32.442	198	25.671	170		10	4:52.339	3:52.906	164	33.135	192	26.298	171							
3	1:28.698	32.922	166	30.416	199	25.360	174	196	11	1:28.893	33.113	165	30.796	199	24.984	173	199						
4	1:26.605	32.066	171	29.653	203	24.886	175	204	12	1:32.643	32.108	170	32.196	119	28.339	176	195						
5	1:25.346	31.661	172	29.306	<b>204</b>	24.379	177	203	13	1:28.421	31.552	173	30.706	146	26.163	177	204						
6	1:25.145	31.524	172	29.429	204	24.192	176	204	14	<b>1:24.470</b>	<b>31.237</b>	<b>173</b>	<b>29.065</b>	<b>204</b>	<b>24.168</b>	<b>176</b>	<b>205</b>						
7	1:25.175	31.446	172	29.386	203	24.343	177	204	15	2:05.066	31.346	172	29.444	150	1:04.276	49	202						
8	1:25.276	31.424	171	29.495	204	24.357	175	205															

Lap	Time	SE1	SP1	SE2	SP2	SE3	SP3	TSP	Lap	Time	SE1	SP1	SE2	SP2	SE3	SP3	TSP						
<b>4</b>		<b>Krütten, DEU</b>																<b>theoretical besttime: 1:24.180</b>					
1	2:11.446	49.176	136	34.974	152	47.296	55		8	1:25.379	31.681	172	29.412	204	24.286	175	203						
2	2:10.382	1:13.716	151	31.616	174	25.050	170		9	1:45.414	31.727	172	29.510	205	44.177	55	202						
3	1:27.436	32.251	171	29.849	202	25.336	<b>177</b>	194	10	6:44.853	5:35.359	117	38.930	134	30.564	146							
4	1:26.695	32.745	172	29.591	204	24.359	177	204	11	1:35.921	38.257	148	32.321	172	25.343	173	131						
5	1:24.936	31.590	<b>174</b>	29.096	<b>205</b>	24.250	176	204	12	1:25.786	32.138	170	29.353	202	24.295	177	198						
6	1:25.289	31.605	173	29.310	204	24.374	176	204	13	<b>1:24.339</b>	31.366	173	<b>29.011</b>	<b>205</b>	<b>23.962</b>	<b>176</b>	<b>204</b>						
7	1:25.178	31.627	172	29.347	203	24.204	176	204	14	2:06.692	<b>31.207</b>	<b>172</b>	30.742	150	1:04.743	55	203						

Lap	Time	SE1	SP1	SE2	SP2	SE3	SP3	TSP	Lap	Time	SE1	SP1	SE2	SP2	SE3	SP3	TSP						
<b>5</b>		<b>Petecof, BRA</b>																<b>theoretical besttime: 1:23.491</b>					
1	2:16.538	1:13.666	140	35.728	177	27.144	165		8	6:27.247	5:22.844	142	36.613	159	27.790	156							
2	1:55.642	33.905	162	31.247	189	50.490	45	190	9	1:31.458	35.030	168	31.326	198	25.102	175	180						
3	2:31.349	1:30.014	166	33.495	148	27.840	176		10	1:26.962	32.726	170	30.025	200	24.211	176	202						
4	1:25.788	32.304	173	29.270	204	24.214	177	203	11	1:23.886	31.202	175	<b>28.793</b>	<b>206</b>	23.891	177	206						
5	1:24.582	31.355	174	28.979	204	24.248	177	205	12	<b>1:23.642</b>	<b>30.932</b>	<b>174</b>	28.944	205	<b>23.766</b>	<b>178</b>	206						
6	1:23.994	31.205	173	28.911	205	23.878	177	<b>207</b>	13	2:37.684	31.119	175	28.801	206	1:37.764	51	206						
7	1:46.359	32.405	170	30.519	202	43.435	56	207															

Lap	Time	SE1	SP1	SE2	SP2	SE3	SP3	TSP	Lap	Time	SE1	SP1	SE2	SP2	SE3	SP3	TSP						
<b>6</b>		<b>Cohen, ISR</b>																<b>theoretical besttime: 1:24.056</b>					
1	2:30.943	1:02.377	146	33.354	169	55.212	51		9	1:46.789	31.864	172	30.164	203	44.761	56	203						
2	3:12.824	2:14.798	166	31.614	165	26.412	176		10	4:41.367	3:40.069	139	33.590	165	27.708	158							
3	1:26.369	32.327	169	29.565	203	24.477	178	203	11	1:28.382	33.547	167	30.304	188	24.531	177	187						
4	1:25.048	31.712	174	29.139	206	24.197	177	202	12	1:24.848	31.482	174	29.155	204	24.211	177	205						
5	1:24.906	31.478	170	29.188	206	24.240	178	206	13	<b>1:24.056</b>	<b>31.183</b>	<b>172</b>	<b>28.955</b>	<b>206</b>	<b>23.918</b>	<b>179</b>	<b>206</b>						
6	1:24.906	31.503	172	29.201	203	24.202	177	205	14	1:24.770	31.235	173	29.030	203	24.505	176	206						
7	1:25.026	31.610	173	29.116	204	24.300	176	204	15	2:41.080	32.662	169	1:01.927	65	1:06.491	55	204						
8	1:25.104	31.657	173	29.160	<b>206</b>	24.287	175	199															

Lap	Time	SE1	SP1	SE2	SP2	SE3	SP3	TSP	Lap	Time	SE1	SP1	SE2	SP2	SE3	SP3	TSP						
<b>7</b>		<b>Stanek, CZE</b>																<b>theoretical besttime: 1:24.411</b>					
1	2:24.528	55.357	165	32.437	170	56.734	55		8	1:45.538	31.536	173	29.984	203	44.018	56	204						
2	2:40.504	1:44.638	169	30.421	196	25.445	172		9	6:16.639	5:16.467	139	33.989	169	26.183	172							
3	1:26.683	32.480	172	29.642	204	24.561	<b>176</b>	198	10	1:32.958	37.002	115	31.112	201	24.844	174	169						
4	1:25.246	31.669	173	29.230	205	24.347	175	204	11	1:24.805	31.455	173	29.250	206	24.100	176	203						
5	1:24.923	31.588	174	29.189	205	24.146	176	203	12	<b>1:24.544</b>	<b>31.286</b>	<b>174</b>	<b>29.064</b>	<b>206</b>	24.194	176	205						
6	1:24.761	31.428	173	29.272	204	<b>24.061</b>	176	204	13	1:30.977	37.290	173	29.573	205	24.114	175	<b>206</b>						
7	1:24.775	31.398	172	29.288	203	24.089	176	204	14	2:15.065	31.301	172	40.396	83	1:03.368	55	203						



# ADAC Formel 4

## Sector List Free Practice 2



Provisional

Motorsportarena Oschersleben, Length: 3667m  
Air temperature: 17.28°C  
Track temperature: 21.69°C  
Weather condition: Dry

DMSB Reg. Nr.: 114/19

Friday, April 26, 2019 10:25:00

Lap	Time	SE1	SP1	SE2	SP2	SE3	SP3	TSP	Lap	Time	SE1	SP1	SE2	SP2	SE3	SP3	TSP
<b>8 Alleco Roy, MCO</b>									<b>theoretical besttime: 1:24.479</b>								
1	2:27.307	1:16.559	124	37.903	123	32.845	170		8	1:45.750	32.605	167	29.588	206	43.557	54	202
2	1:29.093	33.458	163	30.374	200	25.261	172	192	9	6:58.059	5:56.367	135	34.845	169	26.847	171	
3	1:26.667	32.120	169	29.918	201	24.629	176	199	10	1:28.060	32.753	168	30.186	204	25.121	176	197
4	1:25.622	31.765	172	29.438	203	24.419	<b>178</b>	203	11	1:26.032	31.997	169	29.559	202	24.476	176	201
5	1:28.641	31.829	<b>174</b>	30.902	164	25.910	177	204	12	<b>1:24.704</b>	31.312	173	29.107	205	24.285	176	206
6	1:25.111	31.552	173	29.266	204	24.293	177	205	13	1:24.769	31.393	173	29.210	207	<b>24.166</b>	<b>176</b>	<b>206</b>
7	1:25.599	31.629	172	29.573	202	24.397	174	205	14	1:46.570	<b>31.245</b>	<b>171</b>	<b>29.068</b>	<b>206</b>	46.257	51	204

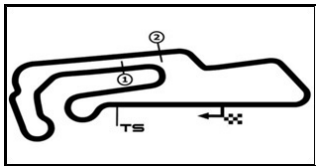
Lap	Time	SE1	SP1	SE2	SP2	SE3	SP3	TSP	Lap	Time	SE1	SP1	SE2	SP2	SE3	SP3	TSP
<b>10 Rasmussen, DNK</b>									<b>theoretical besttime: 1:24.323</b>								
1	2:21.027	53.280	162	33.082	166	54.665	44		9	1:25.358	31.740	171	29.333	203	24.285	175	203
2	2:23.788	1:28.253	166	30.526	200	25.009	171		10	1:44.513	31.565	171	29.245	204	43.703	55	204
3	1:29.337	32.026	173	30.235	188	27.076	175	201	11	4:52.548	3:50.929	164	34.781	198	26.838	171	
4	1:25.438	31.546	173	29.338	204	24.554	175	204	12	1:31.823	33.516	170	32.596	170	25.711	176	200
5	1:25.209	31.483	<b>174</b>	29.465	203	24.261	177	204	13	1:25.702	31.818	172	29.557	203	24.327	178	204
6	1:24.703	31.464	173	29.238	203	<b>24.001</b>	177	204	14	<b>1:24.485</b>	<b>31.152</b>	<b>174</b>	<b>29.170</b>	<b>205</b>	24.163	177	<b>205</b>
7	1:25.055	31.383	171	29.536	202	24.136	177	204	15	2:20.685	31.289	172	44.218	71	1:05.178	50	204
8	1:36.316	32.974	163	36.715	184	26.627	174	204									

Lap	Time	SE1	SP1	SE2	SP2	SE3	SP3	TSP	Lap	Time	SE1	SP1	SE2	SP2	SE3	SP3	TSP
<b>11 Famularo, VEN</b>									<b>theoretical besttime: 1:24.897</b>								
1	2:17.629	1:14.143	139	36.120	161	27.366	170		8	1:25.560	31.618	174	29.632	205	24.310	177	205
2	1:56.176	34.374	149	31.044	186	50.758	48	197	9	1:49.174	31.712	172	30.448	189	47.014	54	205
3	3:07.048	2:05.683	137	34.556	197	26.809	177		10	6:46.973	5:47.654	126	33.198	172	26.121	176	
4	1:25.941	31.982	173	29.581	203	24.378	<b>178</b>	204	11	1:26.694	32.233	171	29.944	199	24.517	175	201
5	1:27.044	31.859	<b>175</b>	29.695	206	25.490	177	<b>208</b>	12	<b>1:24.968</b>	31.452	173	<b>29.280</b>	<b>206</b>	24.236	177	206
6	1:25.185	31.599	172	29.420	203	<b>24.166</b>	178	206	13	2:19.368	31.594	172	42.395	73	1:05.379	48	204
7	1:25.451	<b>31.451</b>	172	29.488	205	24.512	175	207									

Lap	Time	SE1	SP1	SE2	SP2	SE3	SP3	TSP	Lap	Time	SE1	SP1	SE2	SP2	SE3	SP3	TSP
<b>14 Saucy, SUI</b>									<b>theoretical besttime: 1:24.327</b>								
1	2:47.485	1:39.797	108	39.793	128	27.895	153		9	1:43.888	31.592	172	29.222	205	43.074	55	202
2	1:31.582	36.093	165	30.822	196	24.667	174	155	10	5:18.638	4:11.627	104	38.667	142	28.344	172	
3	1:28.025	32.040	169	29.504	203	26.481	174	201	11	1:31.273	33.974	159	32.149	168	25.150	176	199
4	1:25.812	32.004	170	29.313	202	24.495	175	202	12	1:25.062	31.642	173	29.290	204	24.130	175	203
5	1:25.204	31.646	172	29.258	204	24.300	175	203	13	<b>1:24.447</b>	31.360	172	<b>29.053</b>	<b>204</b>	<b>24.034</b>	<b>176</b>	204
6	1:25.025	31.516	172	29.314	203	24.195	176	203	14	1:24.474	31.275	173	29.065	205	24.134	176	<b>205</b>
7	1:24.817	31.431	172	29.252	202	24.134	175	203	15	1:58.783	<b>31.240</b>	<b>170</b>	30.230	156	57.313	56	203
8	1:24.964	31.409	171	29.306	202	24.249	174	204									

Lap	Time	SE1	SP1	SE2	SP2	SE3	SP3	TSP	Lap	Time	SE1	SP1	SE2	SP2	SE3	SP3	TSP
<b>15 Toth, HUN</b>									<b>theoretical besttime: 1:25.784</b>								
1	2:24.443	1:20.192	136	35.961	162	28.290	161		9	5:21.332	4:17.768	136	35.566	155	27.998	160	
2	1:33.986	34.756	160	32.496	176	26.734	174	179	10	1:32.361	34.152	158	31.960	188	26.249	174	177
3	1:28.511	32.540	169	30.496	182	25.475	174	201	11	1:28.417	32.470	171	30.500	204	25.447	174	199
4	1:27.288	32.370	170	29.993	201	24.925	175	202	12	1:26.427	32.042	173	29.712	203	24.673	174	201
5	1:26.302	31.933	172	29.663	202	24.706	175	202	13	1:26.273	31.823	172	29.634	202	24.816	174	202
6	1:26.642	31.925	172	29.672	202	25.045	175	<b>203</b>	14	<b>1:25.808</b>	31.698	172	<b>29.517</b>	<b>203</b>	<b>24.593</b>	<b>175</b>	203
7	1:26.247	31.900	172	29.745	201	24.602	<b>175</b>	203	15	1:56.371	<b>31.674</b>	<b>171</b>	29.595	201	55.102	55	202
8	1:45.292	31.891	172	29.949	<b>204</b>	43.452	55	203									

Lap	Time	SE1	SP1	SE2	SP2	SE3	SP3	TSP	Lap	Time	SE1	SP1	SE2	SP2	SE3	SP3	TSP
<b>16 Estner, DEU</b>									<b>theoretical besttime: 1:25.263</b>								
1	2:32.567	1:04.009	157	32.714	161	55.844	52		8	4:47.814	3:46.841	140	34.557	163	26.416	172	
2	3:16.404	2:19.734	168	31.080	201	25.590	173		9	1:28.920	33.406	168	30.734	201	24.780	174	198
3	1:28.872	33.375	171	30.508	201	24.989	<b>175</b>	201	10	1:26.261	32.142	170	29.731	204	24.388	175	200
4	1:27.204	32.344	170	29.938	202	24.922	175	202	11	1:25.577	31.893	171	29.450	204	<b>24.234</b>	<b>175</b>	201
5	1:29.372	32.217	171	29.933	202	27.222	174	201	12	1:25.584	31.761	172	29.472	203	24.351	175	203
6	1:26.590	32.280	171	29.818	202	24.492	175	203	13	<b>1:25.269</b>	<b>31.645</b>	<b>172</b>	<b>29.384</b>	<b>203</b>	24.240	175	<b>203</b>
7	1:46.966	32.123	169	29.993	202	44.850	54	203	14	1:48.692	31.756	171	29.581	202	47.355	53	203



# ADAC Formel 4

## Sector List Free Practice 2



Provisional

Motorsportarena Oschersleben, Length: 3667m  
Air temperature: 17.28°C  
Track temperature: 21.69°C  
Weather condition: Dry

DMSB Reg. Nr.: 114/19

Friday, April 26, 2019 10:25:00

Lap	Time	SE1	SP1	SE2	SP2	SE3	SP3	TSP	Lap	Time	SE1	SP1	SE2	SP2	SE3	SP3	TSP
<b>17 Leclerc, MCO</b>									<b>theoretical besttime: 1:24.021</b>								
1	2:23.242	54.193	157	32.707	158	56.342	48		7	10:09.071	9:11.073	165	32.384	195	25.614	171	
2	2:30.629	1:36.096	166	29.838	200	24.695	174		8	1:26.267	32.316	170	29.533	202	24.418	176	198
3	1:27.077	31.691	171	29.391	204	25.995	175	202	9	1:24.596	31.408	173	29.099	205	24.089	176	204
4	1:27.557	31.756	172	29.443	203	26.358	175	203	10	1:24.102	31.148	173	28.979	205	23.975	177	205
5	1:25.321	31.553	172	29.343	203	24.425	177	203	11	1:28.594	31.067	173	29.025	205	28.502	57	205
6	1:45.811	31.528	173	29.404	204	44.879	55	204	12		1:08.281	74	1:00.834	75			60

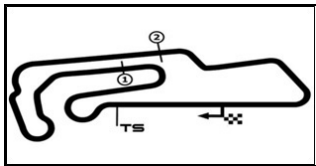
<b>21 Pourchaire, FRA</b>									<b>theoretical besttime: 1:24.336</b>								
1	2:28.856	58.978	154	32.889	175	56.989	54		8	1:47.489	31.550	173	30.241	205	45.698	56	203
2	3:05.831	2:07.964	152	32.701	198	25.166	174		9	7:22.669	6:25.236	162	31.397	201	26.036	174	
3	1:26.623	32.207	171	29.774	202	24.642	176	201	10	1:29.029	32.606	170	31.571	168	24.852	177	200
4	1:25.728	31.833	172	29.434	204	24.461	177	202	11	1:24.534	31.449	173	29.017	205	24.068	177	204
5	1:25.140	31.571	173	29.299	204	24.270	177	204	12	1:24.483	31.423	174	29.004	205	24.056	177	204
6	1:24.876	31.488	173	29.249	203	24.139	177	204	13	2:15.304	31.276	174	43.510	86	1:00.518	55	204
7	1:24.730	31.461	173	29.129	206	24.140	176	204									

<b>26 Dürksen, PAR</b>									<b>theoretical besttime: 1:24.259</b>								
1	3:00.506	1:40.518	145	34.551	159	45.437	53		9	3:56.224	2:55.951	141	34.323	151	25.950	169	
2	3:10.343	2:10.815	168	31.225	198	28.303	168		10	1:26.515	32.464	170	29.576	199	24.475	175	194
3	1:27.140	32.284	170	30.126	200	24.730	176	197	11	1:25.079	31.583	173	29.256	206	24.240	176	203
4	1:28.531	31.855	175	31.214	159	25.462	176	204	12	1:24.430	31.381	174	28.957	206	24.092	177	205
5	1:26.351	31.836	173	29.820	203	24.695	177	204	13	1:24.319	31.276	174	28.979	205	24.064	177	205
6	1:26.164	31.878	172	29.676	203	24.610	178	205	14	1:24.497	31.238	173	29.090	204	24.169	177	205
7	1:26.700	31.888	171	29.964	202	24.848	175	205	15	2:15.247	31.340	173	42.236	90	1:01.671	50	203
8	1:46.740	32.238	172	30.005	202	44.497	54	204									

<b>28 Ghiretti, FRA</b>									<b>theoretical besttime: 1:24.034</b>								
1	2:26.900	56.723	151	32.543	183	57.634	55		8	7:58.556	6:58.829	128	33.815	184	25.912	156	
2	2:45.109	1:50.286	172	29.896	198	24.927	174		9	1:30.839	35.624	151	30.571	179	24.644	176	183
3	1:26.784	32.212	170	29.980	197	24.592	175	200	10	1:24.302	31.191	174	28.913	204	24.198	175	203
4	1:25.350	31.601	173	29.318	203	24.431	175	202	11	1:24.241	31.111	174	29.120	203	24.010	177	204
5	1:25.590	31.626	173	29.431	202	24.533	176	201	12	1:24.593	31.117	174	29.098	204	24.378	174	204
6	1:25.821	31.585	173	29.599	199	24.637	174	203	13	2:34.083	34.476	148	54.180	66	1:05.427	55	203
7	1:51.349	32.280	155	33.238	142	45.831	55	202									

<b>47 Gruber, AUT</b>									<b>theoretical besttime: 1:25.044</b>								
1	2:20.629	1:18.728	137	34.794	159	27.107	164		8	1:25.530	31.535	172	29.554	204	24.441	177	203
2	1:56.176	34.191	159	31.524	188	50.461	54	183	9	1:44.446	31.583	171	29.442	203	43.421	56	204
3	2:30.139	1:33.547	164	31.248	190	25.344	175		10	5:53.974	4:53.002	161	34.116	186	26.856	171	
4	1:26.714	32.339	172	29.765	202	24.610	174	203	11	1:34.300	33.591	170	35.205	170	25.504	176	194
5	1:25.874	31.891	173	29.507	203	24.476	177	203	12	1:25.871	31.824	174	29.509	204	24.538	175	203
6	1:25.502	31.603	172	29.526	202	24.373	176	204	13	1:25.103	31.350	173	29.321	205	24.432	175	206
7	1:25.316	31.525	172	29.364	203	24.427	176	204	14	2:19.958	31.509	172	42.150	70	1:06.299	53	204

<b>62 Hauger, NOR</b>									<b>theoretical besttime: 1:23.588</b>								
1	2:38.360	1:10.915	127	34.332	148	53.113	38		9	1:25.170	31.556	172	29.341	204	24.273	177	204
2	3:16.373	2:21.401	156	30.365	200	24.607	175		10	1:45.543	31.764	173	29.527	204	44.252	54	204
3	1:25.230	31.654	172	29.210	204	24.366	177	203	11	4:14.675	3:12.927	143	33.776	162	27.972	156	
4	1:25.489	31.417	174	29.177	207	24.895	177	204	12	1:33.725	35.251	153	32.475	159	25.999	160	169
5	1:27.303	32.058	174	29.831	208	25.414	177	207	13	1:26.233	32.822	168	29.223	203	24.188	179	181
6	1:24.966	31.567	172	29.191	204	24.208	177	204	14	1:23.747	31.132	174	28.747	207	23.868	178	206
7	1:24.868	31.467	172	29.260	205	24.141	176	204	15	2:10.836	30.973	175	37.783	90	1:02.080	54	206
8	1:25.075	31.453	174	29.264	206	24.358	177	204									



# ADAC Formel 4

## Top speed list Free Practice 2



Provisional

Motorsportarena Oschersleben, Length: 3667m

Air temperature: 17.28°C

Track temperature: 21.69°C

Weather condition: Dry

**DMSB** Reg. Nr.: 114/19

Friday, April 26, 2019 10:25:00

#	Name (NAT)	Team	Car name	Speed	Lap	Race time
11	Alessandro Famularo (VEN)	Prema Powerteam SRL (ITA)	ADAC Formel 4	208.89	5	8:52.378
62	Dennis Hauger (NOR)	Van Amersfoort Racing (NLD)	ADAC Formel 4	207.29	5	8:51.050
5	Gianluca Petecof (BRA)	Prema Powerteam SRL (ITA)	ADAC Formel 4	207.29	6	9:39.531
6	Ido Cohen (ISR)	Van Amersfoort Racing (NLD)	ADAC Formel 4	206.50	13	23:42.152
8	Lucas Alleco Roy (MCO)	Van Amersfoort Racing (NLD)	ADAC Formel 4	206.50	13	24:16.273
7	Roman Stanek (CZE)	US Racing - CHRS (DEU)	ADAC Formel 4	206.50	13	24:41.528
47	Nico Gruber (AUT)	ADAC Berlin-Brandenburg e.V. (DEU)	ADAC Formel 4	206.10	13	24:40.103
17	Arthur Leclerc (MCO)	US Racing - CHRS (DEU)	ADAC Formel 4	205.71	10	24:05.212
3	Paul Aron (EST)	Prema Powerteam SRL (ITA)	ADAC Formel 4	205.71	14	24:31.517
26	Joshua Dürksen (PAR)	ADAC Berlin-Brandenburg e.V. (DEU)	ADAC Formel 4	205.32	6	10:38.534
14	Gregoire Saucy (SUI)	R-ACE GP	ADAC Formel 4	205.32	14	24:21.862
10	Oliver Rasmussen (DNK)	Prema Powerteam SRL (ITA)	ADAC Formel 4	205.32	14	24:36.447
2	Nico Göhler (DEU)	ADAC Berlin-Brandenburg e.V. (DEU)	ADAC Formel 4	204.93	13	24:25.281
4	Niklas Krütten (DEU)	Van Amersfoort Racing (NLD)	ADAC Formel 4	204.93	13	24:34.352
21	Theo Pourchaire (FRA)	US Racing - CHRS (DEU)	ADAC Formel 4	204.93	12	24:51.144
28	Alessandro Ghiretti (FRA)	US Racing - CHRS (DEU)	ADAC Formel 4	204.93	12	25:10.480
15	Laszlo Toth (HUN)	R-ACE GP	ADAC Formel 4	203.77	6	8:26.213
16	Sebastian Estner (DEU)	Van Amersfoort Racing (NLD)	ADAC Formel 4	203.77	13	24:07.807