

ADAC GT4 Germany

Result List Free Practice 1



Provisional

Motorsportarena Oschersleben, Length: 3667m

Air temperature: 16.24°C

Track temperature: 15.96°C

Weather condition: Dry

DMSB Reg. Nr.: 114/19

Friday, April 26, 2019 8:45:00

started : 23 classified : 22 not classified : 1

Nr.	Drivers	Team	Lap	Best Time	Gap	Diff	Kph	Day Time
Cl.	Car	Competitor						
1	6 M.Beckhusen(DEU)/M.Lungstrass(DEU) Audi R8 LMS GT4	Racing One(DEU) Racing One	8	1:32.025			143.4	8:59:23
2	17 H.Hadergasser(DEU)/H.Still(DEU) Porsche Cayman GT4	KÜS TEAM75 Bernhard(DEU) KÜS TEAM75 Bernhard	11	1:32.058	0.033	0.033	143.4	9:14:15
3	99 H.Owega(DEU)/J.Owega(DEU) Mercedes-AMG GT4	GetSpeed Performance GetSpeed Performance	6	1:32.169	0.144	0.111	143.2	8:55:59
4	77 T.Heinemann(DEU)/L.Wankmüller(DEU) Mercedes-AMG GT4	HP Racing International(DEU) HP Racing International	5	1:32.171	0.146	0.002	143.2	8:54:29
5	23 L.Kraihamer(AUT)/R.Kofler(AUT) KTM X-Bow GT4	True Racing True Racing	10	1:32.220	0.195	0.049	143.1	9:16:01
6	2 M.Schrey(DEU)/T.Jäger(AUT) BMW M4 GT4	Hofer Racing by Bonk Motorsport Hofer Racing by Bonk Motorsport	6	1:32.291	0.266	0.071	143.0	9:02:38
7	48 L.Trefz(DEU)/M.Haber(AUS) Mercedes-AMG GT4	Leipert Motorsport Leipert Motorsport	5	1:32.356	0.331	0.065	142.9	8:55:57
8	19 J.Viebahn(DEU)/J.Lappalainen(FIN) Aston Martin Vantage AMR GT4	PROpeak Performance PROpeak Performance	8	1:32.377	0.352	0.021	142.9	9:02:24
9	7 M.Zug(DEU)/G.Piana(ITA) BMW M4 GT4	RN Vision STS(DEU) RN Vision STS	6	1:32.391	0.366	0.014	142.8	8:55:33
10	5 P.Stalidzane(DEU)/N.Rindlisbacher(CHE) Audi R8 LMS GT4	Racing One(DEU) Racing One	11	1:32.425	0.400	0.034	142.8	9:06:20
11	24 M.Siljehaug(NOR)/E.Angermayr(AUT) KTM X-Bow GT4	Felbermayr Reiter(DEU) Felbermayr Reiter	3	1:32.446	0.421	0.021	142.7	9:02:56
12	22 L.Kern(DEU)/J.Kasperlik(DEU) Porsche Cayman GT4	Team Allied-Racing Team Allied-Racing	10	1:32.542	0.517	0.096	142.6	9:05:04
13	3 C.Hürtgen(DEU)/M.Fischer(AUT) BMW M4 GT4	Hofer Racing by Bonk Motorsport Hofer Racing by Bonk Motorsport	6	1:32.608	0.583	0.066	142.5	9:03:27
14	33 C.Fagg(GBR)/M.Benyahia(MAR) McLaren 570s GT4	Team GT Team GT	6	1:32.804	0.779	0.196	142.2	8:55:36
15	94 F.von der Laden(DEU)/A.Valente(CHE) McLaren 570s GT4	Team GT Team GT	6	1:33.063	1.038	0.259	141.8	8:55:35
16	59 F.Martin-Dye(GBR)/T.Krebs(DNK) McLaren 570s GT4	Dörr Motorsport Dörr Motorsport	4	1:33.066	1.041	0.003	141.8	8:55:55
17	36 M.Suabo(DEU)/A.Woller(DEU) Mercedes-AMG GT4	Schütz Motorsport(DEU) Schütz Motorsport	7	1:33.254	1.229	0.188	141.5	9:01:48
18	14 S.Grotstollen(DEU)/G.Braun(DEU) BMW M4 GT4	MRS Besagroup Racing MRS Besagroup Racing	8	1:33.323	1.298	0.069	141.4	9:21:05
19	69 P.Dörr(DEU)/D.Trebing(USA) McLaren 570s GT4	Dörr Motorsport Dörr Motorsport	4	1:34.054	2.029	0.731	140.3	9:01:20
20	21 G.van Parijs(BEL)/C.Schöll(AUT) Porsche Cayman GT4	Team Allied-Racing Team Allied-Racing	17	1:34.067	2.042	0.013	140.3	9:22:26
21	11 O.Mayer(DEU)/J.Springob(DEU) Mercedes-AMG GT4	Bremotion Bremotion	21	1:35.268	3.243	1.201	138.5	9:26:54
22	66 D.Davidovac(DEU)/F.Dziwok(POL) Porsche Cayman GT4	HP Racing International(DEU) HP Racing International	13	1:35.952	3.927	0.684	137.5	9:10:08
Not classified								
18	F.Thoma(CHE)/J.Lesoudier(FRA) Aston Martin Vantage AMR GT4	PROpeak Performance PROpeak Performance						

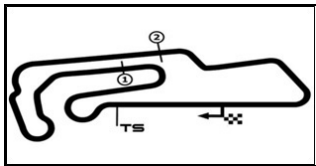
Subject to final scrutineering!

Publication time:	Clerk of the Course: Ralph Bohnhorst	Timekeeper: Steffen Ruhl
-------------------	--------------------------------------	--------------------------

ver: 1.0

www.adac.de/motorsport

Page 1/ 1 printed: 26.4.2019 9:35



ADAC GT4 Germany

Class Result List Free Practice 1



Provisional

Motorsportarena Oschersleben, Length: 3667m

Air temperature: 16.24°C

Track temperature: 15.96°C

Weather condition: Dry

DMSB Reg. Nr.: 114/19

Friday, April 26, 2019 8:45:00

started : 23 classified : 22 not classified : 1

Nr.	Drivers Car	Team Competitor	Lap	Best Time	Gap	Diff	Kph	Day Time
-----	----------------	--------------------	-----	-----------	-----	------	-----	----------

CLASS: Trophy

Started: 6	Classified: 6	Not Classified: 0
1 17 H.Hadergasser(DEU) /H.Still(DEU) Porsche Cayman GT4	KÜS TEAM75 Bernhard(DEU) KÜS TEAM75 Bernhard	11 1:32.058 143.4 9:14:15
2 19 J.Viebahn(DEU) /J.Lappalainen(FIN) Aston Martin Vantage AMR GT4	PROpeak Performance PROpeak Performance	8 1:32.377 0.319 0.319 142.9 9:02:24
3 22 L.Kern(DEU) /J.Kasperlik(DEU) Porsche Cayman GT4	Team Allied-Racing Team Allied-Racing	10 1:32.542 0.484 0.165 142.6 9:05:04
4 36 M.Suabo(DEU) /A.Woller(DEU) Mercedes-AMG GT4	Schütz Motorsport(DEU) Schütz Motorsport	7 1:33.254 1.196 0.712 141.5 9:01:48
5 14 S.Grotstollen(DEU) /G.Braun(DEU) BMW M4 GT4	MRS Besagroup Racing MRS Besagroup Racing	8 1:33.323 1.265 0.069 141.4 9:21:05
6 66 D.Davidovac(DEU) /F.Dziwok(POL) Porsche Cayman GT4	HP Racing International(DEU) HP Racing International	13 1:35.952 3.894 2.629 137.5 9:10:08

CLASS: Junior

Started: 9	Classified: 9	Not Classified: 0
1 6 M.Beckhusen(DEU) /M.Lungstrass(DEU) Audi R8 LMS GT4	Racing One(DEU) Racing One	8 1:32.025 143.4 8:59:23
2 99 H.Owega(DEU) /J.Owega(DEU) Mercedes-AMG GT4	GetSpeed Performance GetSpeed Performance	6 1:32.169 0.144 0.144 143.2 8:55:59
3 77 T.Heinemann(DEU) /L.Wankmüller(DEU) Mercedes-AMG GT4	HP Racing International(DEU) HP Racing International	5 1:32.171 0.146 0.002 143.2 8:54:29
4 48 L.Trefz(DEU) /M.Haber(AUS) Mercedes-AMG GT4	Leipert Motorsport Leipert Motorsport	5 1:32.356 0.331 0.185 142.9 8:55:57
5 7 M.Zug(DEU) /G.Piana(ITA) BMW M4 GT4	RN Vision STS(DEU) RN Vision STS	6 1:32.391 0.366 0.035 142.8 8:55:33
6 5 P.Stalidzane(DEU) /N.Rindlisbacher(CHE) Audi R8 LMS GT4	Racing One(DEU) Racing One	11 1:32.425 0.400 0.034 142.8 9:06:20
7 33 C.Fagg(GBR) /M.Benyahia(MAR) McLaren 570s GT4	Team GT Team GT	6 1:32.804 0.779 0.379 142.2 8:55:36
8 69 P.Dörr(DEU) /D.Trebing(USA) McLaren 570s GT4	Dörr Motorsport Dörr Motorsport	4 1:34.054 2.029 1.250 140.3 9:01:20
9 11 O.Mayer(DEU) /J.Springob(DEU) Mercedes-AMG GT4	Bremotion Bremotion	21 1:35.268 3.243 1.214 138.5 9:26:54

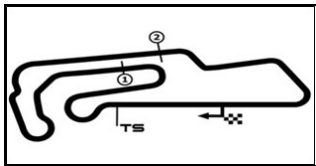
Subject to final scrutineering!

Publication time:	Clerk of the Course: Ralph Bohnhorst	Timekeeper: Steffen Ruhl
-------------------	--------------------------------------	--------------------------

ver: 1.0

www.adac.de/motorsport

Page 1/ 1 printed: 26.4.2019 9:35



ADAC GT4 Germany

Sector List Free Practice 1



Provisional

Motorsportarena Oschersleben, Length: 3667m

Air temperature: 16.24°C

Track temperature: 15.96°C

Weather condition: Dry

DMSB Reg. Nr.: 114/19

Friday, April 26, 2019 8:45:00

Lap	Time	SE1	SP1	SE2	SP2	SE3	SP3	TSP	Lap	Time	SE1	SP1	SE2	SP2	SE3	SP3	TSP
2 Schrey, DEU / Jäger, AUT									theoretical besttime: 1:32.198								
1	3:47.276	2:21.621	108	49.144	117	36.511	138		7	1:32.347	33.688	169	32.033	205	26.626	174	213
2	2:20.505	45.964	126	44.029	152	50.512	56	147	8	2:13.220	43.382	124	41.132	147	48.706	58	169
3	6:43.787	5:27.158	130	45.611	145	31.018	126		9	3:44.217	2:13.617	131	42.055	121	48.545	58	
4	1:41.604	40.697	166	33.558	202	27.349	174	128	10	3:22.408	2:12.260	149	37.711	166	32.437	144	
5	1:32.407	33.735	170	32.009	205	26.663	174	211	11	2:06.284	38.889	131	39.464	120	47.931	58	183
6	1:32.291	33.644	169	31.928	204	26.719	175	213	12	3:58.006	2:26.057	122	42.568	142	49.381	58	

Lap	Time	SE1	SP1	SE2	SP2	SE3	SP3	TSP	Lap	Time	SE1	SP1	SE2	SP2	SE3	SP3	TSP
3 Hürtgen, DEU / Fischer, AUT									theoretical besttime: 1:32.450								
1	4:10.481	2:45.060	112	49.234	130	36.187	129		7	1:52.933	34.107	166	33.696	201	45.130	57	211
2	2:23.794	44.227	115	46.021	97	53.546	53	132	8	4:22.032	3:14.805	144	36.032	202	31.195	174	
3	7:13.400	6:03.070	161	39.252	103	31.078	173		9	1:33.693	34.000	169	32.440	204	27.253	176	211
4	1:33.634	34.173	168	32.446	202	27.015	174	210	10	1:33.081	33.833	168	32.264	205	26.984	176	213
5	1:32.878	33.571	167	32.342	203	26.965	175	211	11	1:32.728	33.472	170	32.299	206	26.957	175	213
6	1:32.608	33.630	168	32.129	204	26.849	175	211	12	1:49.394	33.636	170	32.450	205	43.308	58	213

Lap	Time	SE1	SP1	SE2	SP2	SE3	SP3	TSP	Lap	Time	SE1	SP1	SE2	SP2	SE3	SP3	TSP
5 Stalidzane, DEU / Rindlisbacher, CHE									theoretical besttime: 1:32.101								
1	3:01.312	1:42.380	116	45.094	157	33.838	170		13	1:33.518	33.673	169	32.673	204	27.172	174	213
2	1:44.504	40.702	135	35.436	176	28.366	175	183	14	1:55.668	35.486	135	33.929	205	46.253	52	212
3	1:51.180	34.406	168	33.575	189	43.199	174	213	15	5:02.349	4:01.397	166	33.579	203	27.373	173	
4	1:36.069				204	27.030	174	212	16	1:34.470	34.463	168	32.830	204	27.177	175	210
5	1:32.485	33.606	169	32.092	205	26.787	175	211	17	1:33.350	33.838	170	32.451	205	27.061	173	213
6	1:32.668	33.290	169	32.612	206	26.766	177	213	18	1:33.255	33.685	170	32.568	205	27.002	175	213
7	1:34.265	33.566	170	33.112	193	27.587	175	211	19	1:32.677	33.577	169	32.349	206	26.751	175	213
8	1:50.230	33.452	169	32.361	204	44.417	50	212	20	1:50.055	33.643	169	33.014	204	43.398	60	213
9	3:32.432	2:32.826	167	32.761	203	26.845	175		21	3:13.183	2:13.300	170	32.943	204	26.940	175	
10	1:32.775	33.687	169	32.369	204	26.719	175	212	22	1:33.295	33.613	170	32.679	204	27.003	174	212
11	1:32.425				204	26.796	174	212	23	1:32.782	33.521	170	32.407	204	26.854	175	212
12	1:32.598				203	26.824	175	212									

Lap	Time	SE1	SP1	SE2	SP2	SE3	SP3	TSP	Lap	Time	SE1	SP1	SE2	SP2	SE3	SP3	TSP
6 Beckhusen, DEU / Lungstrass, DEU									theoretical besttime: 1:31.711								
1	3:03.311			2:28.768	159	34.543	163		10	3:47.015	2:45.949	162	33.389	204	27.677	173	
2	1:50.131				198	31.190	169	202	11	1:38.046	34.136	169	35.345	147	28.565	173	212
3	1:36.523				204	27.802	175	209	12	1:33.559				203	27.130	174	211
4	1:37.189				205	29.429	152	210	13	1:33.978	33.718	168	32.196	204	28.064	174	212
5	1:36.485	37.220	169	32.525	205	26.740	176	179	14	1:32.657	33.439	169	32.185	205	27.033	174	211
6	1:33.557	33.408	168	32.137	206	28.012	174	213	15	1:32.327	33.451	168	32.145	204	26.731	173	212
7	1:33.519	33.270	170	31.943	206	28.306	168	213	16	1:32.661	33.555	168	32.095	204	27.011	173	211
8	1:32.025	33.572	170	31.955	206	26.498	176	210	17	1:33.354	33.414	169	32.783	201	27.157	172	211
9	1:52.865	33.554	158	34.154	204	45.157	60	214	18	1:52.359	33.692	168	34.021	160	44.646	60	210

Lap	Time	SE1	SP1	SE2	SP2	SE3	SP3	TSP	Lap	Time	SE1	SP1	SE2	SP2	SE3	SP3	TSP
7 Zug, DEU / Piana, ITA									theoretical besttime: 1:32.196								
1	2:38.757	1:27.475	122	41.069	160	30.213	170		13	1:52.237	34.242	170	33.120	203	44.875	56	205
2	1:37.977	35.974	165	33.951	200	28.052	173	208	14	3:14.043	2:14.344	166	32.678	204	27.021	174	
3	1:35.741	36.014	166	32.703	203	27.024	174	211	15	1:33.389	33.670	170	32.291	204	27.428	173	211
4	1:35.788	34.027	168	34.652	202	27.109	172	210	16	1:32.622	33.576	170	32.149	205	26.897	174	210
5	1:32.655	33.945	166	32.058	203	26.652	175	209	17	1:32.835	33.564	170	32.280	204	26.991	173	211
6	1:32.391	33.566	168	32.055	204	26.770	175	212	18	1:50.793	33.573	169	32.371	205	44.849	56	211
7	1:54.845	34.278	170	34.824	144	45.743	56	214	19	5:45.391	4:45.745	169	32.771	204	26.875	174	
8	3:22.072	2:21.551	166	33.494	202	27.027	173		20	1:33.037	33.514	170	32.607	205	26.916	175	212
9	1:33.209	33.856	168	32.375	203	26.978	174	210	21	1:34.042	33.580	170	32.596	206	27.866	172	213
10	1:32.806	33.652	168	32.309	203	26.845	174	212	22	1:33.174	33.685	169	32.412	206	27.077	174	212
11	1:32.613	33.575	169	32.115	204	26.923	174	212	23	1:52.901	33.489	170	33.849	203	45.563	56	213
12	1:33.392	33.586	170	32.605	204	27.201	175	212									

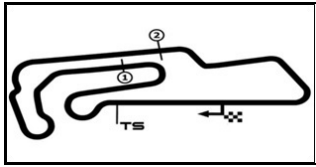
Lap	Time	SE1	SP1	SE2	SP2	SE3	SP3	TSP	Lap	Time	SE1	SP1	SE2	SP2	SE3	SP3	TSP
11 Mayer, DEU / Springob, DEU									theoretical besttime:								
1	2:59.862			2:27.867	165	31.995	168		13	1:35.854				203	27.672	172	212
2	1:43.315				185	29.641	169	161	14	2:07.069				128	45.545	58	186
3	1:39.728				193	29.199	170		15	5:20.720				201	49.941	54	
4	1:37.398				203	28.177	171		16	2:00.371				201	29.272	169	
5	1:38.289				200	28.978	171	212	17	1:38.045				201	28.393	170	210

ver: 1.0

www.adac.de/motorsport

Page 1 / 4 printed: 26.4.2019 9:35





ADAC GT4 Germany

Sector List Free Practice 1



Provisional

Motorsportarena Oschersleben, Length: 3667m

Air temperature: 16.24°C

Track temperature: 15.96°C

Weather condition: Dry

DMSB Reg. Nr.: 114/19

Friday, April 26, 2019 8:45:00

Lap	Time	SE1	SP1	SE2	SP2	SE3	SP3	TSP	Lap	Time	SE1	SP1	SE2	SP2	SE3	SP3	TSP
6	1:53.621				189	43.191	65	202	18	1:36.465				203	28.081	158	210
7	3:15.637				205	28.470	169		19	1:36.276				204	27.654	171	194
8	1:37.062				202	28.050	171	210	20	1:35.461				204	27.597	172	211
9	1:36.162				202	27.895	171	211	21	1:35.268				204	27.720	171	211
10	1:36.575				204	27.444	171	211	22	1:35.975				204	27.964	172	211
11	1:35.483				204	27.576	173	211	23	1:36.399				203	27.856	171	212
12	1:35.828				203	27.708	173	212									

14 Grotstollen, DEU / Braun, DEU

theoretical besttime: 1:33.323

1	21:45.194	20:32.964	99	40.347	122	31.883	168		7	1:33.990	34.153	171	32.733	204	27.104	177	211
2	1:40.881	37.856	166	35.285	197	27.740	174	170	8	1:33.323	33.840	172	32.483	203	27.000	176	213
3	1:34.761	34.623	167	32.840	202	27.298	173	211	9	1:34.433	34.540	172	32.840	205	27.053	177	213
4	1:34.038	34.130	166	32.758	203	27.150	175	211	10	1:34.211	33.864	170	32.814	205	27.533	176	215
5	1:56.592	34.151	170	32.752	204	49.689	45	213	11	1:34.099	34.157	172	32.840	204	27.102	176	213
6	4:26.288	3:25.106	166	33.457	204	27.725	174		12	1:51.069	34.222	172	33.015	204	43.832	58	213

17 Hadergasser, DEU / Still, DEU

theoretical besttime: 1:31.893

1	3:37.550	1:57.397	105	44.759	147	55.394	45		11	1:32.058	33.321	168	32.107	206	26.630	173	212
2	4:09.914	3:03.593	145	37.268	164	29.053	163		12	1:54.521	34.081	168	32.880	192	47.560	52	213
3	1:35.997	36.371	165	32.715	204	26.911	174	172	13	4:02.880	2:58.407	155	35.200	199	29.273	168	
4	1:32.488	33.449	169	32.177	205	26.862	173	213	14	1:38.876	35.301	165	34.414	202	29.161	168	208
5	1:33.294	33.444	168	32.066	204	27.784	173	213	15	1:39.888	35.526	167	34.889	201	29.473	167	206
6	1:37.609	33.790	167	32.898	203	30.921	174	213	16	1:38.898	35.388	167	34.598	203	28.912	168	206
7	1:53.447	33.566	168	33.031	204	46.850	52		17	1:40.353	35.506	164	34.954	177	29.893	169	207
8	8:33.435	7:31.147	166	35.032	191	27.256	173		18	1:39.750	35.838	165	34.764	201	29.148	170	207
9	1:36.920	33.327	168	34.661	190	28.932	173	211	19	2:00.930	37.491	164	35.469	198	47.970	55	193
10	1:32.144	33.373	168	31.942	205	26.829	173	212									

18 Thoma, CHE / Lesoudier, FRA

theoretical besttime:

1	2:42.573			2:10.186	187	32.387	152		2	2:13.189				147	49.984	54	154
---	----------	--	--	----------	------------	---------------	------------	--	---	----------	--	--	--	-----	--------	----	------------

19 Viebahn, DEU / Lappalainen, FIN

theoretical besttime: 1:32.185

1	3:23.204	1:41.656	100	48.173	97	53.375	55		10	1:40.170	33.860	169	36.422	177	29.888	172	210
2	2:20.028	59.963	83	44.398	171	35.667	157		11	1:50.023	33.825	169	32.846	202	43.352	58	209
3	1:56.358	41.258	157	43.268	138	31.832	138	197	12	7:49.044	6:49.259	168	32.528	204	27.257	173	
4	1:55.312	36.556	166	34.526	200	44.230	58	185	13	1:33.132	33.619	168	32.476	200	27.037	173	208
5	3:11.047	2:10.630	166	33.168	201	27.249	172		14	1:33.378	33.502	169	32.791	197	27.085	172	210
6	1:33.112	34.039	168	32.229	202	26.844	173	209	15	1:32.909	33.666	170	32.290	203	26.953	173	207
7	1:33.063	33.717	169	32.206	203	27.140	173	209	16	1:32.661	33.592	169	32.141	204	26.928	173	209
8	1:32.377	33.339	169	32.232	203	26.806	172	210	17	1:49.881	33.678	169	32.300	203	43.903	58	208
9	1:32.672	33.654	169	32.313	201	26.705	173	210									

21 van Parijs, BEL / Schöll, AUT

theoretical besttime: 1:33.779

1	4:40.140	3:12.162	96	54.183	81	33.795	152		12	1:35.992	35.050	167	33.384	203	27.558	170	210
2	1:49.245	41.862	139	38.385	141	28.998	171	188	13	1:35.311	34.667	166	33.035	203	27.609	171	208
3	1:35.344	34.682	165	33.349	199	27.313	171	208	14	1:52.557	34.515	166	33.136	202	44.906	58	210
4	1:52.047	34.397	166	33.037	203	44.613	58	211	15	3:11.317	2:10.588	167	33.137	203	27.592	171	
5	2:47.950	1:43.958	166	35.545	200	28.447	171		16	1:34.162	34.100	167	32.891	203	27.171	172	211
6	1:36.245	35.670	168	33.081	203	27.494	172	210	17	1:34.067	33.925	168	32.683	205	27.459	172	210
7	1:53.163	34.851	164	33.618	202	44.694	58	211	18	1:51.771	34.196	167	32.993	203	44.582	58	212
8	3:09.398	2:08.854	166	33.244	203	27.300	172		19	3:13.351	2:11.573	166	33.239	204	28.539	171	
9	1:34.461	34.101	168	33.135	203	27.225	172	210	20	1:36.032	34.565	166	33.960	194	27.507	172	210
10	1:51.099	34.086	168	32.997	203	44.016	58	212	21	1:35.548	34.592	167	32.986	203	27.970	171	210
11	3:13.589	2:11.940	165	33.760	203	27.889	170										

22 Kern, DEU / Kasperlik, DEU

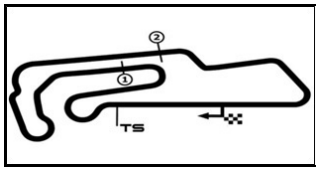
theoretical besttime: 1:32.479

1	3:42.637	2:18.962	100	47.079	115	36.596	107		9	1:32.589	33.542	169	32.262	204	26.785	173	214
2	2:00.021	46.749	120	40.530	169	32.742	147	111	10	1:32.542	33.459	170	32.325	206	26.758	173	213
3	1:36.129	35.780	165	33.014	203	27.335	171	196	11	1:51.814	33.839	169	34.308	199	43.667	58	214
4	1:33.979	34.139	166	32.848	204	26.992	173	210	12	3:12.778	2:12.411	167	33.113	204	27.254	172	
5	1:34.740	34.446	167	33.118	204	27.176	171	212	13	1:34.534	34.286	166	32.867	204	27.381	173	212

ver: 1.0

www.adac.de/motorsport

Page 2 / 4 printed: 26.4.2019 9:35



ADAC GT4 Germany

Sector List Free Practice 1



Provisional

Motorsportarena Oschersleben, Length: 3667m

Air temperature: 16.24°C

Track temperature: 15.96°C

Weather condition: Dry

DMSB Reg. Nr.: 114/19

Friday, April 26, 2019 8:45:00

Lap	Time	SE1	SP1	SE2	SP2	SE3	SP3	TSP	Lap	Time	SE1	SP1	SE2	SP2	SE3	SP3	TSP
6	1:33.460	33.836	165	32.593	204	27.031	170	211	14	1:33.891	33.865	166	32.788	204	27.238	173	213
7	1:51.536	34.191	166	33.075	204	44.270	58	211	15	1:50.673	34.070	168	32.892	205	43.711	58	212
8	3:06.262	2:05.054	165	33.878	204	27.330	173										

23 Kraihamer, AUT / Kofler, AUT

theoretical besttime: 1:31.885

1	14:47.503	13:38.612	138	38.147	173	30.744	159		10	1:32.220	33.620	165	32.009	199	26.591	168	202
2	1:39.994	36.814	162	34.035	173	29.145	170	184	11	1:32.434	33.542	165	31.752	200	27.140	169	202
3	1:34.280	34.334	166	32.533	199	27.413	172	204	12	1:51.020	34.014	165	32.860	199	44.146	58	201
4	1:34.605	34.038	166	33.643	198	26.924	170	206	13	3:52.536	2:52.529	163	32.858	199	27.149	169	
5	1:33.119	33.999	166	32.281	199	26.839	170	201	14	1:33.640	34.074	165	32.388	198	27.178	169	201
6	1:34.282	33.880	167	33.411	197	26.991	169	202	15	1:33.508	33.991	165	32.447	199	27.070	170	201
7	1:33.296	33.824	164	32.452	196	27.020	169	201	16	1:33.544	34.003	166	32.579	198	26.962	169	202
8	1:55.330	33.857	165	32.629	199	48.844	59	201	17	1:33.410	33.994	166	32.443	197	26.973	167	202
9	3:16.870	2:15.263	162	32.930	199	28.677	170		18	1:33.489	33.965	165	32.348	198	27.176	170	201

24 Siljehaug, NOR / Angermayr, AUT

theoretical besttime: 1:32.001

1	14:44.367	13:37.477	125	38.225	151	28.665	169		8	9:15.215	8:14.563	165	33.749	198	26.903	170	
2	1:39.544	36.584	133	32.942	200	30.018	169	202	9	1:33.157	33.879	166	32.313	197	26.965	169	203
3	1:32.446	33.421	166	31.950	180	27.075	168	202	10	1:32.817	33.594	165	32.376	199	26.847	169	203
4	1:50.212	34.153	164	32.176	199	43.883	58	194	11	1:32.736	33.477	167	32.629	198	26.630	170	202
5	3:07.979	2:08.907	166	32.390	197	26.682	171		12	1:34.290	33.582	166	33.435	198	27.273	170	202
6	1:33.370	33.824	166	32.709	198	26.837	170	205	13	1:49.216	33.722	166	32.506	198	42.988	58	202
7	1:51.344	34.161	166	33.027	199	44.156	58	204									

33 Fagg, GBR / Benyahia, MAR

theoretical besttime: 1:32.804

1	2:33.424	1:24.609	146	38.560	172	30.255	171		10	1:34.090	34.036	169	32.611	204	27.443	173	211
2	1:42.668	36.105	163	35.304	167	31.259	174	206	11	1:34.096	33.855	169	32.699	203	27.542	168	210
3	1:37.778	35.499	169	33.852	151	28.427	175	210	12	1:34.765	34.414	169	32.989	202	27.362	172	207
4	1:36.609	33.935	170	34.231	194	28.443	174	211	13	1:34.711	34.625	169	32.771	201	27.315	173	210
5	1:33.066	33.621	170	32.404	204	27.041	175	211	14	1:34.024	33.876	168	32.804	203	27.344	171	209
6	1:32.804	33.496	171	32.270	206	27.038	174	213	15	1:33.918	33.941	166	32.722	202	27.255	173	
7	1:50.888	33.512	171	32.536	205	44.840	56	213	16	1:34.602	34.000	169	32.914	200	27.688	173	211
8	3:01.155	1:59.038	168	34.144	203	27.973	173		17	1:52.381	34.299	169	33.653	201	44.429	45	209
9	1:35.146	34.423	169	33.098	203	27.625	174	210									

36 Suabo, DEU / Woller, DEU

theoretical besttime: 1:32.848

1	4:08.597	2:26.579	133	48.832	117	53.186	58		11	1:38.579	34.804	167	35.196	152	28.579	171	212
2	2:34.562	1:02.590	119	41.758	163	50.214	59		12	1:38.172	34.879	166	34.467	201	28.826	171	210
3	3:49.315	2:45.944	162	35.001	204	28.370	170		13	1:37.882	35.285	167	34.431	202	28.166	169	211
4	1:35.064	34.732	166	32.795	206	27.537	171	211	14	1:37.510	34.967	168	34.291	202	28.252	169	209
5	1:34.298	34.297	167	32.295	206	27.706	170	210	15	1:53.869	34.906	167	34.320	203	44.643	59	210
6	1:33.256	33.873	167	32.173	206	27.210	170	211	16	3:13.587	2:11.667	164	34.127	204	27.793	172	
7	1:33.254	33.659	167	32.579	203	27.016	172	212	17	1:36.416	34.420	166	33.998	204	27.998	171	212
8	1:49.381	33.690	167	32.457	205	43.234	59	212	18	1:36.469	34.667	166	33.920	204	27.882	170	211
9	2:11.362	54.271	167	33.602	204	43.489	59		19	1:52.103	34.474	169	33.787	205	43.842	59	211
10	4:42.504	3:39.408	165	34.855	164	28.241	172		20	3:03.385	2:02.057	165	33.596	204	27.732	170	

48 Trefz, DEU / Haber, AUS

theoretical besttime: 1:32.297

1	4:32.643	3:22.906	146	39.196	160	30.541	167		7	3:08.268	2:06.981	164	33.241	202	28.046	170	
2	1:43.626	37.924	162	35.458	149	30.244	171	176	8	1:32.855	33.750	166	32.371	203	26.734	170	211
3	1:35.205	34.246	166	33.864	204	27.095	170	210	9	1:33.240	33.743	166	32.398	203	27.099	171	210
4	1:33.002	33.941	166	32.230	203	26.831	172	209	10	1:33.234	33.770	166	32.391	204	27.073	169	210
5	1:32.356	33.590	167	32.110	204	26.656	171	211	11	1:33.154	33.855	166	32.368	203	26.931	171	209
6	1:50.006	33.734	166	32.051	204	44.221	58	212	12	1:53.739	34.380	165	34.060	193	45.299	58	211

59 Martin-Dye, GBR / Krebs, DNK

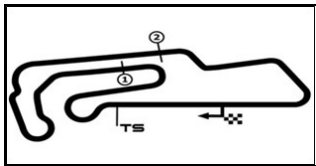
theoretical besttime: 1:32.803

1	5:42.387	4:14.721	84	50.808	141	36.858	98		9	4:16.493	3:14.112	163	34.559	201	27.822	171	
2	2:01.429	49.424	115	41.136	162	30.869	172	121	10	1:34.871	34.456	165	33.120	199	27.295	172	208
3	1:38.335	36.025	164	34.259	202	28.051	173	210	11	1:35.026	34.234	167	33.236	200	27.556	171	208
4	1:33.066	33.774	168	32.447	203	26.845	173	210	12	1:35.177	34.521	165	33.152	201	27.504	172	208
5	1:33.812	33.511	168	32.546	201	27.755	172	211	13	1:34.656	34.273	165	32.859	201	27.524	171	209

ver: 1.0

www.adac.de/motorsport

Page 3 / 4 printed: 26.4.2019 9:35



ADAC GT4 Germany

Sector List Free Practice 1



Provisional

Motorsportarena Oschersleben, Length: 3667m

Air temperature: 16.24°C

Track temperature: 15.96°C

Weather condition: Dry

DMSB Reg. Nr.: 114/19

Friday, April 26, 2019 8:45:00

Lap	Time	SE1	SP1	SE2	SP2	SE3	SP3	TSP	Lap	Time	SE1	SP1	SE2	SP2	SE3	SP3	TSP
6	1:33.979	33.766	168	32.987	201	27.226	173	210	14	1:34.702	34.386	165	32.955	200	27.361	171	207
7	1:33.995	33.812	168	32.843	201	27.340	174	210	15	2:04.849	35.027	166	33.747	198	56.075	49	208
8	1:59.088	34.973	168	33.797	200	50.318	49	193									

66 Davidovac, DEU / Dziwok, POL

theoretical besttime: 1:35.622

1	3:18.729	2:05.714	109	41.491	141	31.524	167		8	1:37.078	35.128	164	33.780	199	28.170	171	209
2	1:40.642	36.802	164	35.147	199	28.693	167	206	9	1:36.367	34.831	165	33.293	201	28.243	170	210
3	1:36.744	35.071	164	33.560	199	28.113	168	207	10	1:36.419	34.665	165	33.688	200	28.066	170	209
4	1:38.500	34.733	164	35.125	190	28.642	170	208	11	1:36.148	34.598	166	33.675	200	27.875	169	209
5	1:36.299	34.853	166	33.199	201	28.247	169	210	12	1:35.956	34.711	165	33.289	200	27.956	170	210
6	1:57.306	35.414	164	34.183	200	47.709	46	209	13	1:35.952	34.730	165	33.397	201	27.825	170	210
7	3:41.528	2:37.736	161	34.482	198	29.310	169		14	1:57.852	35.850	157	33.688	201	48.314	53	209

69 Dörr, DEU / Trebing, USA

theoretical besttime: 1:33.934

1	11:28.500	10:10.973	150	46.065	161	31.462	165		6	2:00.454	36.291	146	34.444	189	49.719	53	212
2	1:42.128	37.712	158	36.090	196	28.326	172	193	7	4:44.522	3:15.454	75	58.121	180	30.947	151	
3	1:35.566	34.592	167	32.914	204	28.060	173	210	8	1:45.075	38.960	152	35.923	178	30.192	158	182
4	1:34.054	34.063	169	32.616	204	27.375	173	212	9	2:05.807	39.603	134	36.656	193	49.548	47	161
5	1:34.124	34.185	169	32.684	203	27.255	174	212									

77 Heinemann, DEU / Wankmüller, DEU

theoretical besttime: 1:32.110

1	3:10.155	1:53.800	132	41.018	170	35.337	170		7	3:55.281	2:55.510	166	32.665	204	27.106	171	
2	1:39.530	35.301	167	34.537	205	29.692	174	207	8	1:32.560	33.540	167	32.232	204	26.788	172	210
3	1:34.204	33.877	167	32.814	206	27.513	174	213	9	1:32.534	33.528	168	32.246	204	26.760	172	211
4	1:32.976	33.808	167	32.056	207	27.112	171	214	10	1:32.403	33.529	168	32.026	206	26.848	172	212
5	1:32.171	33.416	168	32.087	206	26.668	173	212	11	1:50.698	33.882	168	32.591	204	44.225	56	211
6	1:49.118	33.510	168	32.076	204	43.532	59	213									

94 von der Laden, DEU / Valente, CHE

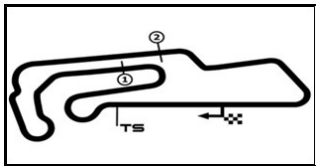
theoretical besttime: 1:32.840

1	2:38.418	1:27.816	135	39.241	167	31.361	151		14	1:34.899	34.233	168	33.211	201	27.455	172	209
2	1:42.006	37.912	151	35.541	184	28.553	168	174	15	1:35.577	34.394	168	33.675	201	27.508	171	209
3	1:34.889	34.884	168	32.983	202	27.022	174	207	16	1:36.065	34.432	168	34.202	203	27.431	172	210
4	1:33.854	34.008	170	32.869	203	26.977	173	211	17	1:35.687	34.456	168	33.681	198	27.550	173	208
5	1:33.138	33.876	170	32.535	203	26.727	174	210	18	1:56.640	34.442	169	33.275	201	48.923	47	209
6	1:33.063	33.696	169	32.417	203	26.950	172	212	19	4:51.448	3:50.480	168	33.547	204	27.421	171	
7	1:50.609	33.797	170	32.618	203	44.194	57	211	20	1:33.867	34.091	170	32.667	204	27.109	173	209
8	3:17.125	2:14.782	161	34.122	203	28.221	172		21	1:33.935	33.872	170	32.887	203	27.176	172	210
9	1:35.436	34.674	164	33.229	201	27.533	171	210	22	1:34.206	34.036	169	32.914	202	27.256	173	210
10	1:34.148	34.183	169	32.937	202	27.028	172	209	23	1:33.941	33.906	171	32.838	203	27.197	173	210
11	1:34.432	34.144	168	33.012	203	27.276	172	209	24	1:34.106	33.934	171	32.795	203	27.377	172	211
12	1:34.727	34.359	168	33.140	201	27.228	172	209	25	1:51.518	34.045	170	32.788	204	44.685	57	210
13	1:34.338	34.053	169	33.096	201	27.189	172	210									

99 Owega, DEU / Owega, DEU

theoretical besttime: 1:32.039

1	2:58.649	1:43.337	138	43.282	164	32.030	159		13	1:32.362	33.591	168	32.019	206	26.752	172	213
2	1:43.139	37.182	164	36.211	159	29.746	171	188	14	1:32.870	33.612	168	32.387	206	26.871	172	212
3	1:38.355	35.276	165	34.973	186	28.106	173	210	15	1:32.652	33.707	167	32.228	206	26.717	172	212
4	1:33.965	33.831	168	33.218	204	26.916	173	213	16	1:32.475	33.616	168	32.130	206	26.729	172	212
5	1:32.447	33.630	168	32.130	205	26.687	174	213	17	1:32.873	33.725	168	32.349	206	26.799	172	212
6	1:32.169	33.484	169	31.989	205	26.696	174	214	18	1:32.492	33.653	168	32.082	206	26.757	172	212
7	1:32.559	33.686	169	31.975	206	26.898	173	214	19	1:32.389	33.588	167	32.073	206	26.728	171	212
8	1:32.770	33.742	169	31.951	206	27.077	173	213	20	1:36.257	34.421	163	34.236	204	27.600	173	211
9	1:49.683	36.380	115	42.806	129	30.497	172	213	21	1:32.891	33.839	168	32.142	206	26.910	171	212
10	1:49.148	33.819	169	32.265	206	43.064	59	213	22	1:32.574	33.575	168	32.089	206	26.910	172	211
11	3:09.362	2:09.966	167	32.550	204	26.846	173		23	1:32.868	33.726	168	32.114	206	27.028	171	213
12	1:32.493	33.701	168	32.188	204	26.604	172	212	24	1:49.390	33.646	167	32.501	206	43.243	59	212



ADAC GT4 Germany

Top speed list Free Practice 1

Provisional



Motorsportarena Oschersleben, Length: 3667m

Air temperature: 16.24°C

Track temperature: 15.96°C

Weather condition: Dry

DMSB Reg. Nr.: 114/19

Friday, April 26, 2019 8:45:00

#	Name (NAT)	Team	Car name	Speed	Lap	Race time
14	Georg Braun (DEU)	MRS Besagroup Racing	BMW M4 GT4	215.56	10	37:44.964
99	Hamza Owega (DEU)	GetSpeed Performance	Mercedes-AMG GT4	214.71	6	9:32.072
77	Tim Heinemann (DEU)	HP Racing International (DEU)	Mercedes-AMG GT4	214.28	4	6:29.410
7	Marius Zug (DEU)	RN Vision STS (DEU)	BMW M4 GT4	214.28	7	10:38.830
6	Markus Lungstrass (DEU)	Racing One (DEU)	Audi R8 LMS GT4	214.28	9	14:28.250
22	Lars Kern (DEU)	Team Allied-Racing	Porsche Cayman GT4	214.28	9	17:04.301
5	Patricija Stalidzane (DEU)	Racing One (DEU)	Audi R8 LMS GT4	213.86	19	36:11.066
33	Charlie Fagg (GBR)	Team GT	McLaren 570s GT4	213.43	7	10:41.870
17	Hendrik Still (DEU)	KÜS TEAM75 Bernhard (DEU)	Porsche Cayman GT4	213.43	5	11:01.485
2	Thomas Jäger (AUT)	Hofor Racing by Bonk Motorsport	BMW M4 GT4	213.43	7	17:43.399
3	Claudia Hürtgen (DEU)	Hofor Racing by Bonk Motorsport	BMW M4 GT4	213.43	10	26:20.970
94	Alain Valente (CHE)	Team GT	McLaren 570s GT4	212.59	6	9:07.849
69	Phil Dörr (DEU)	Dörr Motorsport	McLaren 570s GT4	212.59	5	16:25.785
36	Markus Suabo (DEU)	Schütz Motorsport (DEU)	Mercedes-AMG GT4	212.59	8	16:53.931
21	Glenn van Parijs (BEL)	Team Allied-Racing	Porsche Cayman GT4	212.59	10	21:03.563
11	Oliver Mayer (DEU)	Bremotion	Mercedes-AMG GT4	212.59	12	21:18.699
48	Luca-Sandro Trefz (DEU)	Leipert Motorsport	Mercedes-AMG GT4	212.18	6	11:02.417
59	Fred Martin-Dye (GBR)	Dörr Motorsport	McLaren 570s GT4	211.35	5	11:00.777
66	Daniel Davidovac (DEU)	HP Racing International (DEU)	Porsche Cayman GT4	210.52	9	17:12.461
19	Jörg Viebahn (DEU)	PROpeak Performance	Aston Martin Vantage AMR GT4	210.52	9	17:30.122
23	Laura Kraihamer (AUT)	True Racing	KTM X-Bow GT4	206.10	4	18:07.473
24	Eike Angermayr (AUT)	Felbermayr Reiter (DEU)	KTM X-Bow GT4	205.32	6	23:00.256
18	Florian Thoma (CHE)	PROpeak Performance	Aston Martin Vantage AMR GT4	154.72	2	2:49.194