



ADAC TCR Germany

Result List Free Practice 1



Provisional

Motorsportarena Oschersleben, Length: 3667m

Air temperature: 17.03°C

Track temperature: 19.91°C

Weather condition: Dry

DMSB Reg. Nr.: 113/19

Friday, April 26, 2019 9:40:00

started : 17 classified : 17 not classified : 0

Nr.	Drivers	Team	Lap	Best Time	Gap	Diff	Kph	Day Time
Cl.	Car	Competitor						
1	19 M.Hesse(DEU) Hyundai i30 N TCR	Hyundai Team Engstler Hyundai Team Engstler	8	1:31.488			144.2	10:00:11
2	6 B.Burns(GBR) Honda Civic FK7 TCR	Team Pyro Motorsport Bradley Burns	6	1:31.915	0.427	0.427	143.6	9:52:02
3	1 H.Proczyk(AUT) Hyundai i30 N TCR	HP Racing International(DEU) HP Racing International	6	1:32.138	0.650	0.223	143.2	9:56:22
4	7 M.Halder(DEU) Honda Civic FK7 TCR	Profi-Car Team Honda ADAC Sachsen ADAC Sachsen e.V.	5	1:32.226	0.738	0.088	143.1	9:53:40
5	88 D.Fugel(DEU) Honda Civic FK7 TCR	Profi-Car Team Honda ADAC Sachsen ADAC Sachsen e.V.	8	1:32.236	0.748	0.010	143.1	10:00:33
6	13 A.Buri(FIN) Audi RS 3 LMS SEQ	LMS Racing(FIN) LMS Racing	4	1:32.387	0.899	0.151	142.8	9:47:03
7	27 T.Coicaud(FRA) Hyundai i30 N TCR	Hyundai Team Engstler Hyundai Team Engstler	5	1:32.404	0.916	0.017	142.8	9:51:34
8	98 J.Seyffert(DEU) Honda Opel Astra TCR	Lubner Motorsport(DEU) Lubner Motorsport	11	1:32.630	1.142	0.226	142.5	10:04:11
9	29 M.Cheah Min Jie(MYS) Honda VW Golf GTI TCR SEQ	VW Team Oettinger VW Team Oettinger	5	1:32.717	1.229	0.087	142.3	9:51:11
10	53 M.Halder(DEU) Honda Civic FK7 TCR	Profi-Car Team Halder(DEU) Profi-Car Team Halder	4	1:32.878	1.390	0.161	142.1	9:47:44
11	23 S.Steibel(DEU) VW Golf GTI TCR SEQ	Steibel Motorsport(DEU) 10Q Racing Team	11	1:33.434	1.946	0.556	141.2	10:06:05
12	100 G.Naumann(DEU) Hyundai i30 N TCR	Hyundai Team Engstler 2(DEU) Hyundai Team Engstler	8	1:33.827	2.339	0.393	140.6	9:57:42
13	41 S.Kirsch(DEU) Opel Astra TCR	IMC Motorsport(DEU) ADAC Sachsen e.V.	3	1:34.141	2.653	0.314	140.2	9:46:16
14	22 J.Apotheloz(CHE) Honda Cupra TCR DSG	TOPCAR Sport(CHE) TOPCAR Sport	4	1:34.216	2.728	0.075	140.1	9:46:58
15	8 R.Kircher(DEU) Honda Audi RS 3 LMS SEQ	Racing One(DEU) Racing One	6	1:34.560	3.072	0.344	139.6	9:51:04
16	99 M.Sandberg(NLD) VW Golf GTI TCR SEQ	VW Team Oettinger VW Team Oettinger	8	1:34.600	3.112	0.040	139.5	9:57:41
17	33 R.Joshua Corren(CHE) Cupra TCR DSG	TOPCAR Sport(CHE) TOPCAR Sport	6	1:34.690	3.202	0.090	139.4	9:50:41

Subject to final scrutineering!

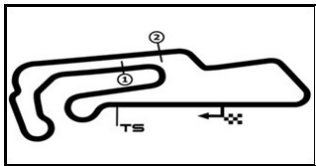
Publication time:	Clerk of the Course: Ralph Bohnhorst	Timekeeper:
-------------------	--------------------------------------	-------------

ver: 1.0

www.adac.de/motorsport

Page 1/ 1 printed: 26.4.2019 10:17





ADAC TCR Germany

Class Result List Free Practice 1



Provisional

Motorsportarena Oschersleben, Length: 3667m
Air temperature: 17.03°C
Track temperature: 19.91°C
Weather condition: Dry

DMSB Reg. Nr.: 113/19

Friday, April 26, 2019 9:40:00

started : 17 classified : 17 not classified : 0

Nr.	Drivers Car	Team Competitor	Lap	Best Time	Gap	Diff	Kph	Day Time
-----	----------------	--------------------	-----	-----------	-----	------	-----	----------

CLASS: Honda Junior Challenge

Started: 6	Classified: 6	Not Classified: 0						
1	6	B.Burns(GBR) Honda Civic FK7 TCR Team Pyro Motorsport Bradley Burns	6	1:31.915			143.6	9:52:02
2	98	J.Seyffert(DEU) Opel Astra TCR Lubner Motorsport(DEU) Lubner Motorsport	11	1:32.630	0.715	0.715	142.5	10:04:11
3	29	M.Cheah Min Jie(MYS) VW Golf GTI TCR SEQ VW Team Oettinger	5	1:32.717	0.802	0.087	142.3	9:51:11
4	53	M.Halder(DEU) Honda Civic FK7 TCR Profi-Car Team Halder(DEU) Profi-Car Team Halder	4	1:32.878	0.963	0.161	142.1	9:47:44
5	22	J.Apotheloz(CHE) Cupra TCR DSG TOPCAR Sport(CHE) TOPCAR Sport	4	1:34.216	2.301	1.338	140.1	9:46:58
6	8	R.Kircher(DEU) Audi RS 3 LMS SEQ Racing One(DEU) Racing One	6	1:34.560	2.645	0.344	139.6	9:51:04

Subject to final scrutineering!

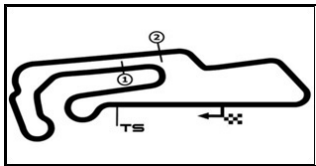
Publication time:	Clerk of the Course: Ralph Bohnhorst	Timekeeper:
-------------------	--------------------------------------	-------------

ver: 1.0

www.adac.de/motorsport

Page 1/ 1 printed: 26.4.2019 10:17





ADAC TCR Germany

Sector List Free Practice 1



Provisional

Motorsportarena Oschersleben, Length: 3667m

Air temperature: 17.03°C

Track temperature: 19.91°C

Weather condition: Dry

DMSB Reg. Nr.: 113/19

Friday, April 26, 2019 9:40:00

Lap	Time	SE1	SP1	SE2	SP2	SE3	SP3	TSP	Lap	Time	SE1	SP1	SE2	SP2	SE3	SP3	TSP
1 Proczyk, AUT									theoretical besttime: 1:31.980								
1	3:48.613	2:21.916	154	38.839	180	47.858	58		8	1:51.769	34.313	167	33.357	201	44.099	59	203
2	4:55.106	3:45.819	151	39.408	195	29.879	170		9	5:23.039	4:20.906	163	34.824	198	27.309	172	
3	1:57.226	36.249	160	35.919	199	45.058	58	202	10	1:32.301	33.821	168	31.891	201	26.589	172	204
4	2:37.050	1:36.076	151	33.791	199	27.183	171		11	1:35.305	33.882	166	32.367	202	29.056	171	204
5	1:32.274	33.727	167	31.971	203	26.576	171	203	12	1:32.604	33.891	168	31.917	202	26.796	172	203
6	1:32.138	33.815	167	31.781	203	26.542	171	203	13	1:52.129	34.771	167	33.238	199	44.120	59	206
7	1:32.293	33.657	167	31.945	202	26.691	171	204									

Lap	Time	SE1	SP1	SE2	SP2	SE3	SP3	TSP	Lap	Time	SE1	SP1	SE2	SP2	SE3	SP3	TSP
6 Burns, GBR									theoretical besttime: 1:33.838								
1	3:16.384					3:16.384			7	1:54.662				183	46.313	53	206
2	2:23.632	1:11.098	152	41.233	191	31.301	164		8	3:37.422				202	26.842	170	
3	1:43.545	39.897	155	35.167	197	28.481	173	171	9	1:52.701				201	45.105	52	192
4	1:34.845				200	27.257	169	207	10	5:48.115	4:46.923	163	33.337	200	27.855	171	
5	1:32.394				203	26.709	175	205	11	1:55.327	34.024	169	33.891	152	47.412	57	207
6	1:31.915				202	26.477	175	209									

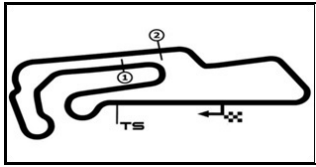
Lap	Time	SE1	SP1	SE2	SP2	SE3	SP3	TSP	Lap	Time	SE1	SP1	SE2	SP2	SE3	SP3	TSP
7 Halder, DEU									theoretical besttime: 1:32.053								
1	2:23.582					2:23.582			9	1:51.164	33.930	170	32.762	200	44.472	59	208
2	6:28.401	5:18.640	133	39.230	161	30.531	154		10	3:10.304	2:10.662	167	32.844	201	26.798	173	
3	1:43.874	37.494	151	38.340	166	28.040	173	178	11	1:33.107	33.858	169	32.421	203	26.828	173	207
4	1:32.807	34.087	169	32.138	203	26.582	174	207	12	1:32.791	33.780	169	32.129	203	26.882	174	208
5	1:32.226	33.529	169	31.968	192	26.729	173	207	13	1:32.664	33.726	170	32.025	202	26.913	173	208
6	1:34.419	34.047	169	33.213	200	27.159	174	206	14	1:32.887	33.862	170	31.989	202	27.036	173	208
7	1:32.378	33.560	169	32.111	201	26.707	172	207	15	1:33.153	33.929	169	32.159	203	27.065	173	207
8	1:32.339	33.697	169	31.942	203	26.700	173	207									

Lap	Time	SE1	SP1	SE2	SP2	SE3	SP3	TSP	Lap	Time	SE1	SP1	SE2	SP2	SE3	SP3	TSP
8 Kircher, DEU									theoretical besttime: 1:34.364								
1	2:41.833	1:18.492	117	46.046	133	37.295	156		10	1:36.196	35.530	168	33.023	202	27.643	173	208
2	1:49.773	41.083	144	38.238	152	30.452	168	174	11	1:34.930	34.605	167	32.761	201	27.564	172	209
3	1:44.278	37.261	160	37.714	174	29.303	167	193	12	1:35.036	34.514	166	32.905	201	27.617	172	207
4	1:38.374	36.929	164	33.892	202	27.553	173	171	13	1:34.983	34.378	167	32.949	202	27.656	172	206
5	1:35.693	34.817	166	32.974	201	27.902	173	206	14	1:34.600	34.322	166	32.770	202	27.508	172	207
6	1:34.560	34.518	167	32.693	202	27.349	172	207	15	1:34.831	34.465	168	32.810	201	27.556	172	207
7	1:52.744	34.626	167	33.018	201	45.100	59	207	16	1:35.106	34.452	166	32.840	201	27.814	173	206
8	3:04.106	2:00.887	145	35.510	199	27.709	172		17	1:34.642	34.370	168	32.796	201	27.476	172	207
9	1:35.904	35.226	168	32.884	203	27.794	173	207									

Lap	Time	SE1	SP1	SE2	SP2	SE3	SP3	TSP	Lap	Time	SE1	SP1	SE2	SP2	SE3	SP3	TSP
13 Buri, FIN									theoretical besttime: 1:32.347								
1	2:18.352	1:04.504	117	41.431	120	32.417	128		6	7:08.547	6:08.871	167	32.739	202	26.937	173	
2	1:40.221	37.671	163	34.971	201	27.579	173	189	7	1:33.165	33.821	168	32.451	202	26.893	173	208
3	1:32.636	33.878	168	31.971	201	26.787	172	208	8	1:33.442	34.313	168	32.126	202	27.003	173	199
4	1:32.387	33.628	168	31.932	202	26.827	173	208	9	1:32.781	33.672	167	32.212	201	26.897	173	209
5	1:52.221	34.028	166	34.285	199	43.908	59	208	10	1:52.678	33.828	168	32.195	202	46.655	55	208

Lap	Time	SE1	SP1	SE2	SP2	SE3	SP3	TSP	Lap	Time	SE1	SP1	SE2	SP2	SE3	SP3	TSP
19 Hesse, DEU									theoretical besttime: 1:31.488								
1	2:16.706	1:07.034	122	39.315	160	30.357	156		7	5:09.136	4:07.388	161	33.982	195	27.766	171	
2	1:57.677	36.258	160	34.086	193	47.333	55	185	8	1:31.488	33.434	167	31.635	201	26.419	171	204
3	4:02.462	2:58.474	155	34.472	195	29.516	171		9	1:50.865	33.622	167	31.938	200	45.305	55	203
4	1:50.039	45.040	103	37.415	194	27.584	171	203	10	5:20.524	4:20.586	143	33.462	201	26.476	171	
5	1:32.086	33.642	166	31.834	200	26.610	170	204	11	1:32.263	33.696	166	31.822	200	26.745	171	203
6	1:51.493	34.034	166	31.886	199	45.573	55	203	12	1:32.528	33.784	167	31.867	200	26.877	170	204

Lap	Time	SE1	SP1	SE2	SP2	SE3	SP3	TSP	Lap	Time	SE1	SP1	SE2	SP2	SE3	SP3	TSP
22 Apotheloz, CHE									theoretical besttime: 1:33.865								
1	2:11.881	1:01.729	123	39.649	174	30.503	155		9	1:34.393	34.442	167	32.727	201	27.224	171	205
2	1:38.003	36.671	165	33.763	201	27.569	171	191	10	1:34.525	34.344	167	32.679	200	27.502	170	206
3	1:34.332	34.612	166	32.760	200	26.960	172	206	11	1:55.145	34.607	166	33.059	200	47.479	55	205
4	1:34.216	34.346	167	32.905	202	26.965	172	205	12	5:59.731	4:59.645	165	32.889	201	27.197	171	
5	1:37.549	34.541	166	35.967	201	27.041	171	208	13	1:34.738	34.543	165	32.990	201	27.205	171	205
6	1:34.643	34.645	167	32.760	201	27.238	172	205	14	1:34.522	34.469	166	32.561	201	27.492	170	205



ADAC TCR Germany

Sector List Free Practice 1



Provisional

Motorsportarena Oschersleben, Length: 3667m

Air temperature: 17.03°C

Track temperature: 19.91°C

Weather condition: Dry

DMSB Reg. Nr.: 113/19

Friday, April 26, 2019 9:40:00

Lap	Time	SE1	SP1	SE2	SP2	SE3	SP3	TSP	Lap	Time	SE1	SP1	SE2	SP2	SE3	SP3	TSP
7	1:34.471	34.387	167	32.744	201	27.340	171	207	15	1:34.875	34.662	166	32.669	201	27.544	170	206
8	1:34.740	34.398	167	32.936	200	27.406	172	206	16	1:35.306	34.588	165	33.084	201	27.634	170	206

23 Steibel, DEU

theoretical besttime: 1:33.278

1	2:36.189	1:17.106	114	46.092	131	32.991	158		8	1:56.832	34.424	167	32.973	199	49.435	48	203
2	1:48.970	41.404	155	37.948	163	29.618	169	150	9	5:02.112	3:59.656	157	34.862	198	27.594	170	
3	2:02.012	36.159	164	35.049	197	50.804	48	203	10	1:33.580	34.094	168	32.654	199	26.832	172	203
4	4:47.852	3:44.923	120	35.029	197	27.900	171		11	1:33.434	33.963	166	32.516	199	26.955	172	205
5	1:35.025	34.612	165	33.151	200	27.262	171	204	12	1:33.964	33.930	167	32.723	199	27.311	170	204
6	1:34.404	34.163	167	32.845	198	27.396	170	203	13	1:56.641	34.424	167	33.025	199	49.192	48	203
7	1:35.061	34.364	166	33.012	200	27.685	170	203									

27 Coicaud, FRA

theoretical besttime: 1:32.220

1	2:19.011	1:06.135	121	41.028	138	31.848	138		6	1:32.551	33.673	166	31.874	201	27.004	171	204
2	1:43.780	38.693	159	36.400	170	28.687	169	170	7	1:32.865	33.766	166	32.157	201	26.942	170	204
3	2:00.181	34.754	164	35.502	172	49.925	55	204	8	2:01.180	37.722	157	35.635	198	47.823	55	180
4	3:59.290	2:57.968	164	34.374	196	26.948	172		9	5:30.507	3:59.229	147	40.994	155	50.284	55	
5	1:32.404	33.807	165	31.924	202	26.673	172	204									

29 Cheah Min Jie, MYS

theoretical besttime: 1:32.345

1	2:21.667	1:10.218	122	40.079	136	31.370	143		4	1:33.009	34.416	165	32.325	200	26.268	172	202
2	2:06.417	40.222	126	38.628	113	47.567	59	152	5	1:32.717	33.806	166	32.271	200	26.640	171	204
3	3:37.457	2:30.938	161	38.645	144	27.874	170		6	2:01.214	34.085	165	32.590	199	54.539	58	204

33 Joshua Corren, CHE

theoretical besttime: 1:34.221

1	2:42.774	1:21.497	118	45.503	127	35.774	162		8	2:29.259	46.622	89	48.906	119	53.731	53	204
2	1:39.258	37.229	162	34.251	198	27.778	168	184	9	8:39.592	7:32.478	140	37.748	153	29.366	167	
3	1:34.915	34.869	164	32.763	199	27.283	169	204	10	1:36.271	35.150	164	33.637	200	27.484	170	204
4	1:34.729	34.537	164	32.711	201	27.481	169	204	11	1:35.326	34.314	165	33.341	200	27.671	170	205
5	1:34.740	34.640	162	32.842	199	27.258	167	204	12	1:35.134	34.252	164	33.397	201	27.485	169	206
6	1:34.690	34.284	164	32.884	200	27.522	169	204	13	1:35.070	34.258	165	33.209	200	27.603	168	205
7	1:35.051	34.489	163	33.016	200	27.546	169	205	14	1:35.362	34.377	164	33.279	200	27.706	167	206

41 Kirsch, DEU

theoretical besttime:

1	3:06.600			2:27.487	159	39.113	169		7	1:52.988			199	45.519	58	204
2	1:35.791				201	27.279	171	203	8	5:48.038			201	27.195	172	
3	1:34.141				201	27.117	173	208	9	1:52.734			201	45.567	58	209
4	1:53.103				184	45.779	58	209	10	2:29.330			198	45.875	57	
5	6:49.502				122	28.689	172		11	3:12.579			201	47.957	44	
6	1:34.348				201	27.388	171	205								

53 Halder, DEU

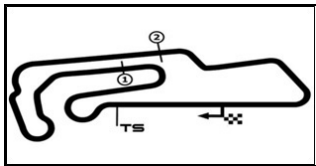
theoretical besttime: 1:32.878

1	2:52.888	1:26.489	88	49.451	96	36.948	169		8	1:33.589	33.992	168	32.490	201	27.107	172	206
2	1:44.518	38.595	136	37.143	178	28.780	173	198	9	1:55.553	34.652	164	34.365	183	46.536	59	206
3	1:33.807	34.116	167	32.730	201	26.961	173	206	10	6:01.749	4:58.352	159	34.966	192	28.431	172	
4	1:32.878	33.771	168	32.365	201	26.742	173	207	11	1:34.039	34.002	167	32.804	199	27.233	172	205
5	1:54.870	34.012	168	32.548	200	48.310	50	206	12	1:33.994	34.254	168	32.624	200	27.116	171	205
6	4:04.450	3:03.703	114	33.623	200	27.124	172		13	1:34.100	34.261	168	32.769	200	27.070	171	204
7	1:33.723	34.042	168	32.619	200	27.062	173	205	14	1:51.397	34.163	166	32.856	200	44.378	59	204

88 Fugel, DEU

theoretical besttime: 1:32.136

1	2:59.373	1:33.387	104	51.455	99	34.531	172		6	7:54.324	6:54.075	167	33.186	200	27.063	172	
2	1:34.088	34.531	168	32.732	201	26.825	173	204	7	1:32.485	33.730	168	32.185	202	26.570	173	205
3	1:33.086	33.867	169	32.120	201	27.099	173	208	8	1:32.236	33.725	168	31.914	201	26.597	173	208
4	1:33.481	33.737	168	32.131	204	27.613	171	208	9	1:32.711	33.652	168	32.072	201	26.987	173	206
5	1:53.963	34.843	157	33.648	191	45.472	58	206	10	2:06.122	38.384	139	38.960	138	48.778	58	191



ADAC TCR Germany

Sector List Free Practice 1



Provisional

Motorsportarena Oschersleben, Length: 3667m

Air temperature: 17.03°C

Track temperature: 19.91°C

Weather condition: Dry

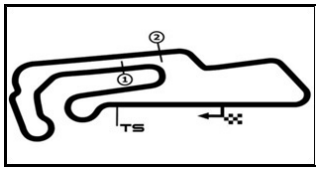
DMSB Reg. Nr.: 113/19

Friday, April 26, 2019 9:40:00

Lap	Time	SE1	SP1	SE2	SP2	SE3	SP3	TSP	Lap	Time	SE1	SP1	SE2	SP2	SE3	SP3	TSP
98 Seyffert, DEU									theoretical besttime: 1:32.531								
1	2:42.599	1:19.427	118	45.721	135	37.451	151		9	2:00.100	35.361	163	36.239	162	48.500	52	207
2	1:46.789	41.263	124	37.112	188	28.414	168	140	10	3:56.862	2:50.544	121	38.748	156	27.570	174	
3	1:35.709	34.765	169	33.036	205	27.908	174	207	11	1:32.630	33.924	171	32.065	206	26.641	174	209
4	1:34.618	34.291	169	32.786	206	27.541	173	210	12	1:32.898	33.825	169	32.106	206	26.967	174	210
5	1:57.878	35.360	162	33.871	185	48.647	52	208	13	1:33.283	33.931	169	32.351	204	27.001	173	209
6	3:55.584	2:54.920	168	33.091	205	27.573	173		14	1:33.912	34.282	168	32.527	204	27.103	174	208
7	1:34.393	34.368	169	32.808	205	27.217	173	208	15	1:54.500	34.249	168	32.540	205	47.711	50	209
8	1:34.790	34.572	168	32.878	205	27.340	172	208									

Lap	Time	SE1	SP1	SE2	SP2	SE3	SP3	TSP	Lap	Time	SE1	SP1	SE2	SP2	SE3	SP3	TSP
99 Sandberg, NLD									theoretical besttime: 1:34.546								
1	2:44.704	1:15.741	117	48.383	113	40.580	126		9	1:34.723	34.426	167	32.882	199	27.415	172	205
2	2:16.359	50.502	101	48.795	113	37.062	159	113	10	1:57.795	35.747	167	33.377	199	48.671	49	205
3	1:45.410	38.738	157	36.970	192	29.702	165	183	11	3:44.088	2:40.629	164	34.988	192	28.471	171	
4	2:24.218	44.008	113	43.789	118	56.421	48	139	12	1:35.851	34.904	166	33.402	197	27.545	170	204
5	3:43.039	2:37.403	159	36.490	197	29.146	168		13	1:35.122	34.473	165	33.166	199	27.483	170	204
6	1:37.078	35.070	165	33.743	197	28.265	169	201	14	1:35.029	34.441	167	33.166	197	27.422	170	203
7	1:35.664	34.673	164	33.369	200	27.622	171	201	15	1:35.084	34.425	165	33.149	199	27.510	171	203
8	1:34.600	34.479	167	32.808	199	27.313	171	205									

Lap	Time	SE1	SP1	SE2	SP2	SE3	SP3	TSP	Lap	Time	SE1	SP1	SE2	SP2	SE3	SP3	TSP
100 Naumann, DEU									theoretical besttime: 1:33.827								
1	2:55.556	1:27.992	83	49.710	94	37.854	147		8	1:33.827	33.989	167	32.726	203	27.112	171	207
2	1:42.858	39.746	166	34.397	201	28.715	170	164	9	1:34.047	34.020	166	32.856	203	27.171	171	208
3	1:34.909	34.466	166	33.171	202	27.272	170	207	10	1:34.371	34.109	166	32.971	202	27.291	170	209
4	1:34.438	34.213	164	33.029	203	27.196	170	208	11	1:34.818	34.391	165	33.055	201	27.372	169	205
5	1:34.785	34.353	166	33.084	201	27.348	169	206	12	1:34.902	34.458	164	33.081	202	27.363	169	206
6	2:01.512	37.115	146	37.342	110	47.055	58	205	13	2:03.109	37.284	149	37.406	164	48.419	58	186
7	4:44.749	3:42.666	165	34.188	203	27.895	170										



ADAC TCR Germany

Top speed list Free Practice 1



Provisional

Motorsportarena Oschersleben, Length: 3667m

Air temperature: 17.03°C

Track temperature: 19.91°C

Weather condition: Dry

DMSB Reg. Nr.: 113/19

Friday, April 26, 2019 9:40:00

#	Name (NAT)	Team	Car name	Speed	Lap	Race time
98	Jan Seyffert (DEU)	Lubner Motorsport (DEU)	Opel Astra TCR	210.52	4	6:10.689
8	Rene Kircher (DEU)	Racing One (DEU)	Audi RS 3 LMS SEQ	209.70	11	19:19.065
100	Guido Naumann (DEU)	Hyundai Team Engstler 2 (DEU)	Hyundai i30 N TCR	209.70	10	19:22.288
41	Steve Kirsch (DEU)	IMC Motorsport (DEU)	Opel Astra TCR	209.30	4	6:22.140
6	Bradley Burns (GBR)	Team Pyro Motorsport	Honda Civic FK7 TCR	209.30	6	10:36.465
13	Antti Buri (FIN)	LMS Racing (FIN)	Audi RS 3 LMS SEQ	209.30	9	19:16.596
7	Mike Halder (DEU)	Profi-Car Team Honda ADAC Sachsen	Honda Civic FK7 TCR	208.89	13	26:33.006
88	Dominik Fugel (DEU)	Profi-Car Team Honda ADAC Sachsen	Honda Civic FK7 TCR	208.49	3	4:39.098
22	Julien Apotheloz (CHE)	TOPCAR Sport (CHE)	Cupra TCR DSG	208.49	5	7:04.103
53	Michelle Halder (DEU)	Profi-Car Team Halder (DEU)	Honda Civic FK7 TCR	207.29	4	6:16.873
33	Reynolds Joshua Corren (CHE)	TOPCAR Sport (CHE)	Cupra TCR DSG	206.50	12	26:42.284
1	Harald Proczyk (AUT)	HP Racing International (DEU)	Hyundai i30 N TCR	206.10	13	29:55.400
99	Maurits Sandberg (NLD)	VW Team Oettinger	VW Golf GTI TCR SEQ	205.71	9	17:46.763
23	Sebastian Steibel (DEU)	Steibel Motorsport (DEU)	VW Golf GTI TCR SEQ	205.32	11	24:37.721
29	Mitchell Cheah Min Jie (MYS)	VW Team Oettinger	VW Golf GTI TCR SEQ	204.93	6	11:16.975
27	Theo Coicaud (FRA)	Hyundai Team Engstler	Hyundai i30 N TCR	204.93	7	13:12.926
19	Max Hesse (DEU)	Hyundai Team Engstler	Hyundai i30 N TCR	204.54	5	10:12.598